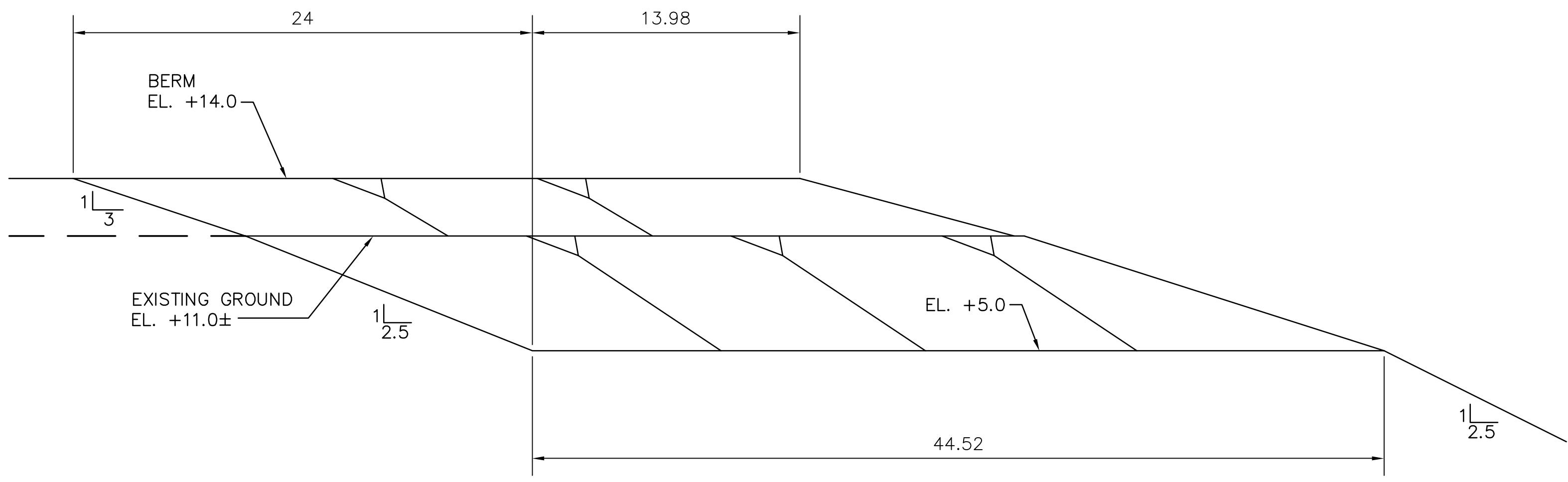


BOAT LAUNCH PARTIAL SITE PLAN

SCALE IN FEET

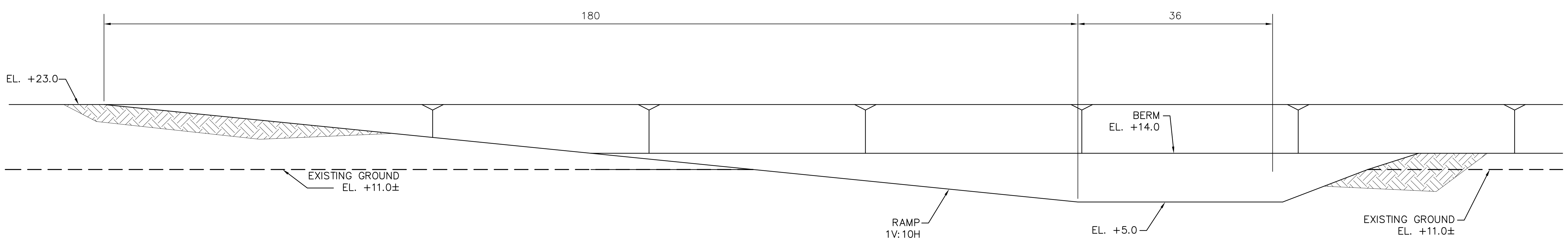
20 0 20 40



SECTION B

SCALE IN FEET

5 0 5 10



SECTION A

SCALE IN FEET

10 0 10 20


Scale For Microfilming
Inches
Millimeters

COPYRIGHT ©2001 BY BURNS & MCDONNELL ENGINEERING COMPANY, INC.

DRAWN		CHKD		DESIGN		DATE	
KTS		R/JG		EJM		5/10/2001	
NO. DWG		CHKD		DATE		REVISIONS	
A		B		C		D	
E		F		G		H	
I		J					

<p>Brown Cunningham Gannuch ARCHITECTS - CONSULTANTS ENGINEERS METairie, LOUISIANA 70006 (504) 454-3866 License No. EB0008095</p>	
<p>Burns & McDonnell SINCE 1898 9400 WARD PARKWAY KANSAS CITY, MO 64114 Certification: EB0000253 BMG 24930</p>	
EVERGLADES CONSTRUCTION PROJECT STORMWATER TREATMENT AREA NO. 3/4 PUMP STATIONS G-370 & G-372 PUMP STATION G-372 DISCHARGE SIDE BOAT LAUNCH DETAIL	
SOUTH FLORIDA WATER MANAGEMENT DISTRICT EVERGLADES CONSTRUCTION PROJECT 3301 GUN CLUB ROAD WEST PALM BEACH, FLORIDA 33406	
Rodney J. Gannuch, P.E. FLA. C.E. REG. NO. 53545	
CONTRACT NO. C-E304 DWG. NO. C-227	

"RECORD DRAWINGS"



KEY MAP
NOT TO SCALE

LEGEND

- ① FILL - GRAY TO BROWN CRUSHED LIMESTOCK WITH SILT, CLAY, ORGANICS AND SHELL, (SP-SM)(SP-SC)
- ② DARK BROWN FIBROUS PEAT WITH TRACE ORGANIC SILT AND CLAY, (PT)
- ③ DARK BROWN ORGANIC SILT AND CLAY WITH SOME FIBROUS PEAT, (PT)
- ④ GRAY, BROWN AND TAN LIMESTONE
- ⑤ GRAY TO TAN SILTY TO SLIGHTLY SILTY CALCAREOUS SAND (SM) AND LIMESTONE SEAMS
- ⑥ DARK GRAY AND BROWN SILTY SAND TO SANDY CALCAREOUS SILT AND CLAY WITH LIMESTONE FRAGMENTS, SHELL, AND ORGANICS, (SM)(ML)(CH) (MARL)
- ⑦ GRAY, GREEN SLIGHTLY SILTY TO SILTY FINE SAND WITH LIMESTONE SEAMS AND SHELL (SP-SM)(SM)
- ⑧ GRAY SHELLY SAND WITH LIMESTONE
- (SP) UNIFIED SOIL CLASSIFICATION GROUP SYMBOL AS DETERMINED BY VISUAL EXAMINATION AND/OR LABORATORY TESTING
- 10.9' 3-10-99 DEPTH TO GROUNDWATER LEVEL IN FEET WITH DATE OF READING (REFERENCED TO EXISTING GROUND SURFACE)
- N STANDARD PENETRATION RESISTANCE IN BLOWS PER FOOT
- 100/5" (100) BLOWS REQUIRED TO DRIVE SAMPLING SPOON (5) INCHES
- WR SAMPLER ADVANCED UNDER WEIGHT OF ROD
- WH SAMPLER ADVANCED UNDER WEIGHT OF ROD AND HAMMER
- 50% DRILLING FLUID CIRCULATION LOSS IN PERCENT
- W NATURAL MOISTURE CONTENT (%)
- 200 FINES PASSING No. 200 SIEVE (%)
- OC ORGANIC CONTENT (%)
- LL LIQUID LIMIT (%)
- PI PLASTICITY INDEX
- UC UNCONFINED COMPRESSIVE STRENGTH (PSI)
- S SPLITTING TENSILE (PSI)
- 10.0/3 DEPTH TO WHICH CASING WAS DRIVEN IN FEET/ CASING DIAMETER IN INCHES
- ST-1 UNDISTURBED SHELBY TUBE SAMPLE

ROCK CORE DATA

- N/A NOT AVAILABLE
- 57% PERCENT RECOVERY
- (32%) ROCK QUALITY DESIGNATION IN PERCENT
- 2" 62 CORING TIME IN SECONDS PER FOOT (2" MEANS DIAMETER OF CORE)
- 120 AVERAGE BORING TIME IN SECONDS PER FOOT (2 7/8" TRI-CONE BIT)
- 120 CORING TIME IN SECONDS FOR 5 FOOT CORE RUN
- 120 BORING TIME IN SECONDS PER FOOT

NOTES:

- N727934.49 NORTHING AND EASTING ARE REFERENCED TO THE NORTH AMERICAN DATUM OF 1983 AND ARE EXPRESSED IN FEET. ALL BORING LOCATIONS ARE ESTIMATED FROM THE POSITION OF SL-10. SEE REPORT FOR DETAILS.
- 3/4 STORMWATER TREATMENT AREA No. 3 AND 4
- FOR BORING LOCATIONS, SEE DRAWINGS C-200, C-201, C-202, C-204 & C-205.

5 0 5 10
APPROX. SCALE IN FEET

SOIL BORINGS AND LEGEND
PUMP STATION G-372

ENVIRONMENTAL CLASSIFICATION:
SUPERSTRUCTURE: SLIGHTLY AGGRESSIVE
SUBSTRUCTURE: CONCRETE: MODERATELY AGGRESSIVE
STEEL: MODERATELY AGGRESSIVE

NODARSE
ASSOCIATES, INC.
N&A PROJECT No: P98-G-099
"RECORD DRAWINGS"

BURNS & MCDONNELL ENGINEERING COMPANY, INC.
ENGINEERS, ARCHITECTS & CONSULTANTS
9400 WARD PARKWAY
KANSAS CITY, MO 64114
METABRE, LOUISIANA 70006
License No. EB00008095
Certification EB0000253
BMG

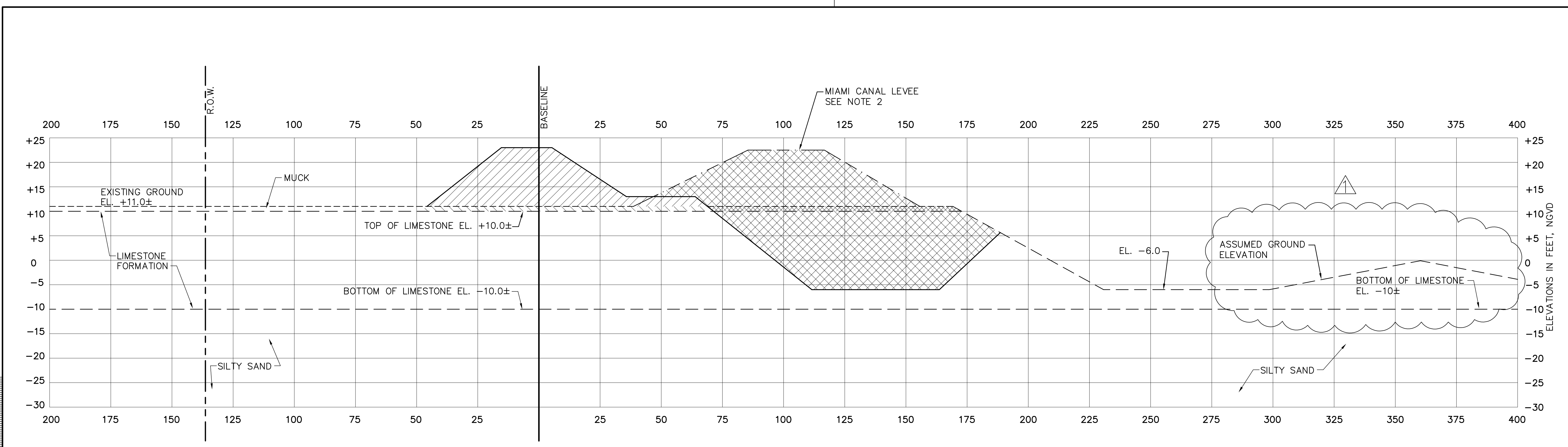
BROWN CUNNINGHAM GANNON
ENGINEERS, ARCHITECTS & CONSULTANTS
7001 W. 11TH AVENUE
DENVER, CO 80202
License No. EB00008095

EVERGLADES CONSTRUCTION PROJECT
STORMWATER TREATMENT AREA NO. 3/4
PUMP STATIONS G-370 & G-372
SOIL BORINGS AND LEGEND

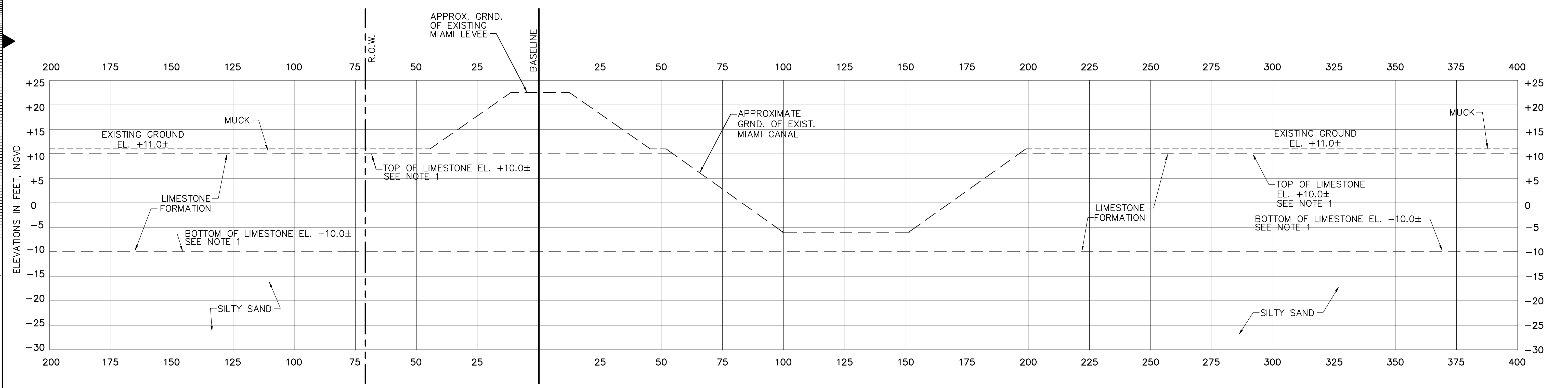
SOUTH FLORIDA WATER MANAGEMENT DISTRICT
EVERGLADES CONSTRUCTION PROJECT
3301 GUN CLUB ROAD
WEST PALM BEACH, FLORIDA 33406

CONTRACT NO. C-E304
DWG. NO. C-228

NO.	DATE	CHKD	DATE
1	5/10/2001		



BASELINE STA. 5+00



BASELINE STA. 0+00

- LEGEND**
- LIMESTONE EMBANKMENT
 - LIMESTONE EXCAVATION
 - MUCK EXCAVATION
 - MUCK EXCAVATION (TO BE REPLACED WITH LIMESTONE EMBANKMENT)

**DESIGN SECTION
SEE AS BUILT SECTIONS
DRAWING NOS. C-238 THRU C-242**

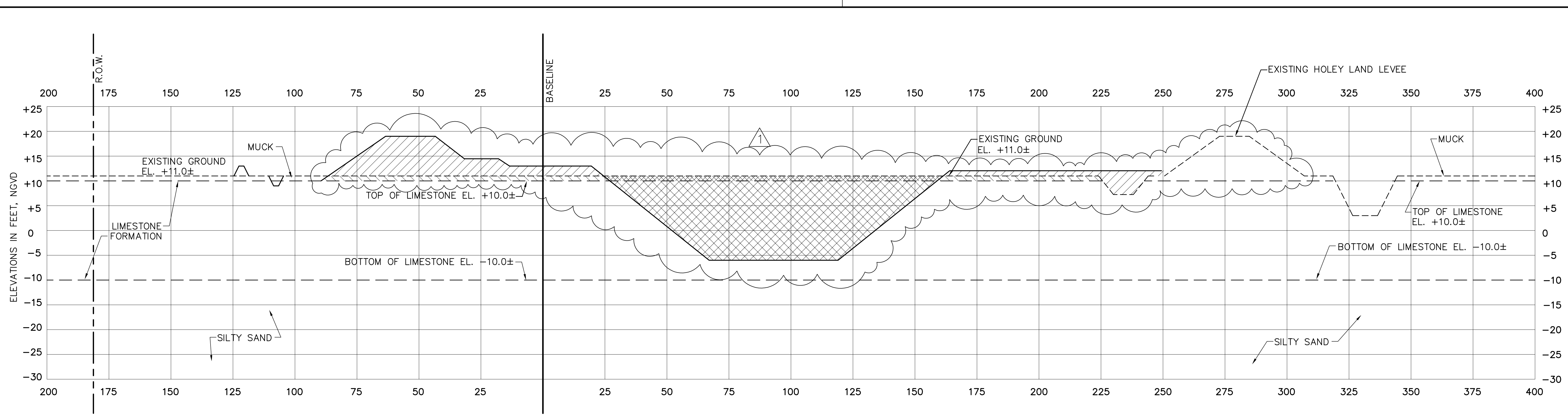
- NOTES:**
1. THICKNESS OF LIMESTONE FORMATION VARIES. SEE DRAWING C-228 FOR SOIL BORING DATA.
 2. APPROXIMATE LOCATION OF EXISTING MIAMI CANAL AND LEVEE.

Rodney J. Gannuch, P.E.
FLA. C.E. REG. NO. 53545

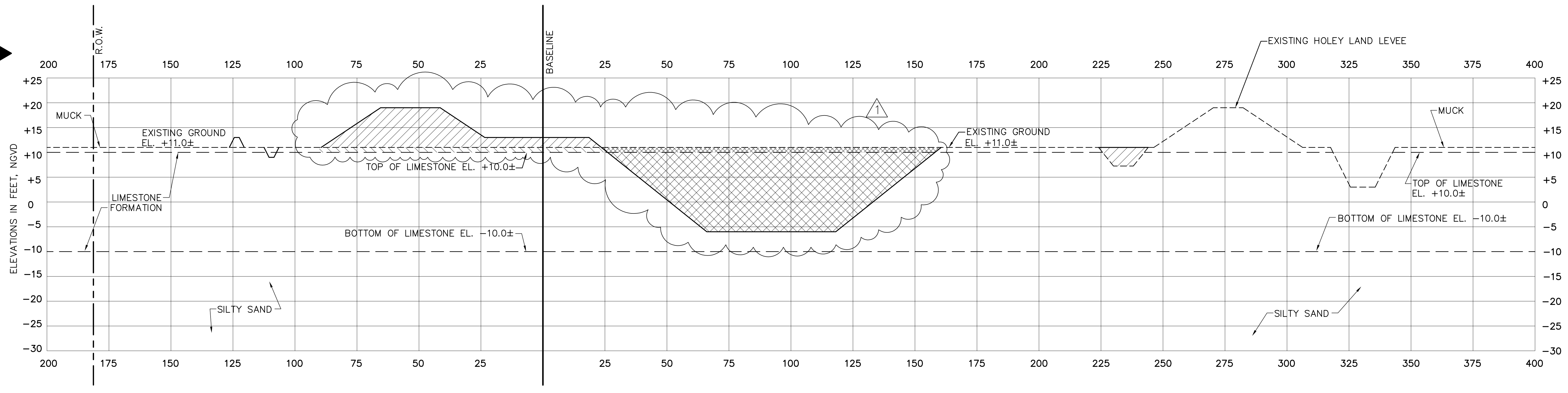
Burns & McDonnell <small>ENGINEERS ARCHITECTS CONSULTANTS</small>	Brown Cunningham Gannuch <small>ENGINEERS ARCHITECTS CONSULTANTS</small>	DRAWN: KG CHKD: R/JG DESIGN: EJM CHKD: EJM DATE: 5/10/2001	NO. DWG: CHKD DATE:	CORRECTED DESIGN SECTION EJM 7-15-04	REVISIONS
EVERGLADES CONSTRUCTION PROJECT STORMWATER TREATMENT AREA NO. 3/4 PUMP STATIONS G-370 & G-372 PUMP STATION G-372 CROSS SECTIONS					
SOUTH FLORIDA WATER MANAGEMENT DISTRICT EVERGLADES CONSTRUCTION PROJECT 3301 GUN CLUB ROAD WEST PALM BEACH, FLORIDA 33406					
CONTRACT NO. C-E304 DWG. NO. C-229					

COPYRIGHT ©2001 BY BURNS & McDONNELL ENGINEERING COMPANY, INC.

"RECORD DRAWINGS"



BASELINE STA. 13+00



BASELINE STA. 7+33

- LEGEND**
- LIMESTONE EMBANKMENT
 - LIMESTONE EXCAVATION
 - MUCK EXCAVATION
 - MUCK EXCAVATION (TO BE REPLACED WITH LIMESTONE EMBANKMENT)

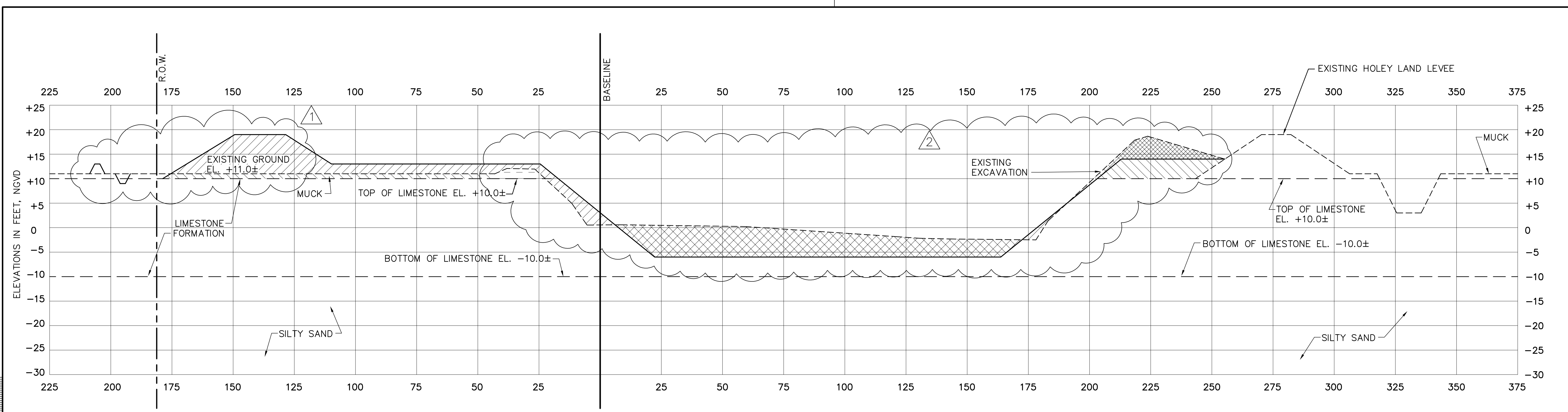
DESIGN SECTION
 SEE AS BUILT SECTIONS
 DRAWING NOS. C-238 THRU C-242

- NOTES:**
1. THICKNESS OF LIMESTONE FORMATION VARIES. SEE DRAWING C-228 FOR SOIL BORING DATA.
 2. APPROXIMATE LOCATION OF EXISTING MIAMI CANAL AND LEVEE.

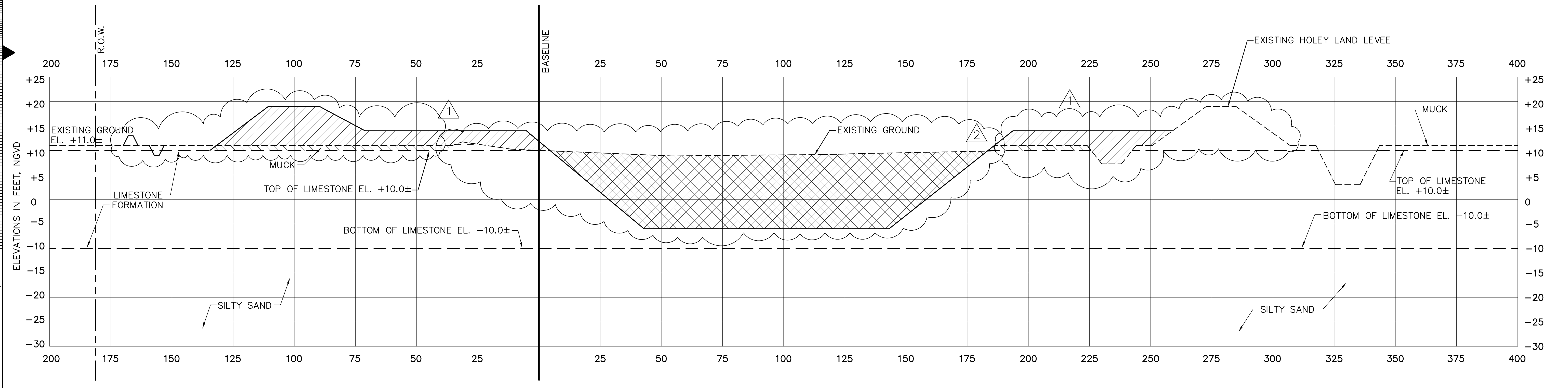
Rodney J. Gannuch, P.E.
 FLA. C.E. REG. NO. 53545

 BROWN CUNNINGHAM GANNUCH ARCHITECTS - CONSULTANTS ENGINEERS METairie, LOUISIANA 70006 License No. EB0008095	 Burns & McDonnell SINCE 1898 9400 WARD PARKWAY KANSAS CITY, MO 64114 Certification: EB0000253 BMG	EVERGLADES CONSTRUCTION PROJECT STORMWATER TREATMENT AREA NO. 3/4 PUMP STATIONS G-370 & G-372 PUMP STATION G-372 CROSS SECTIONS
SOUTH FLORIDA WATER MANAGEMENT DISTRICT EVERGLADES CONSTRUCTION PROJECT 3301 GUN CLUB ROAD WEST PALM BEACH, FLORIDA 33406		CONTRACT NO. C-E304 DWG. NO. C-230

"RECORD DRAWINGS"



BASELINE STA. 16+30



BASELINE STA. 14+95

- LEGEND**
- LIMESTONE EMBANKMENT
 - LIMESTONE EXCAVATION
 - MUCK EXCAVATION
 - MUCK EXCAVATION (TO BE REPLACED WITH LIMESTONE EMBANKMENT)
 - LIMESTONE STOCKPILE (TO BE REPLACED WITH LIMESTONE EMBANKMENT)

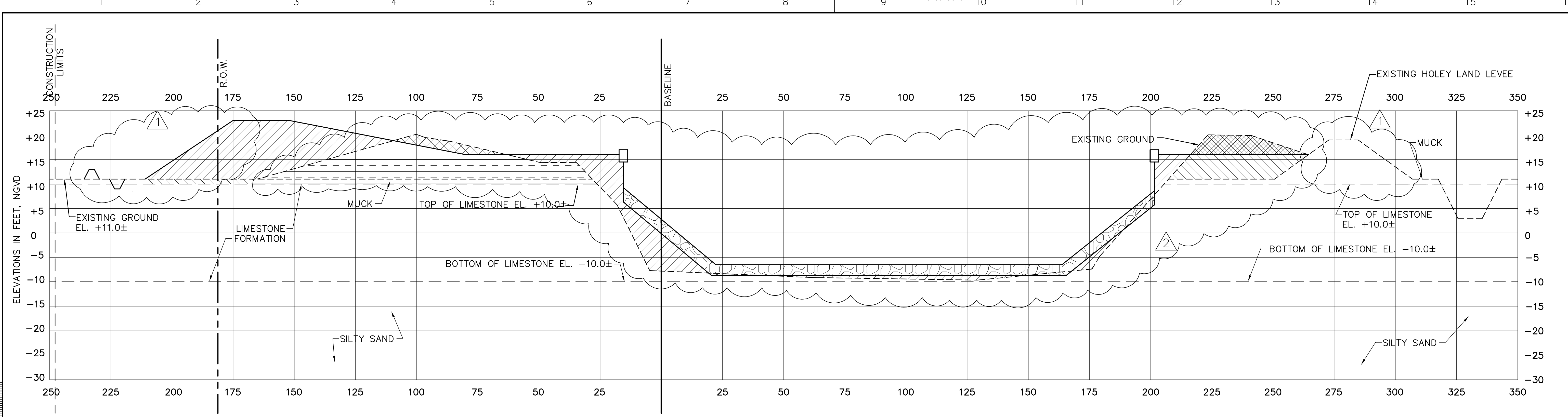
**DESIGN SECTION
SEE AS BUILT SECTIONS
DRAWING NOS. C-238 THRU C-242**

- NOTES:**
1. THICKNESS OF LIMESTONE FORMATION VARIES. SEE DRAWING C-228 FOR SOIL BORING DATA.
 2. APPROXIMATE LOCATION OF EXISTING MIAMI CANAL AND LEVEE.

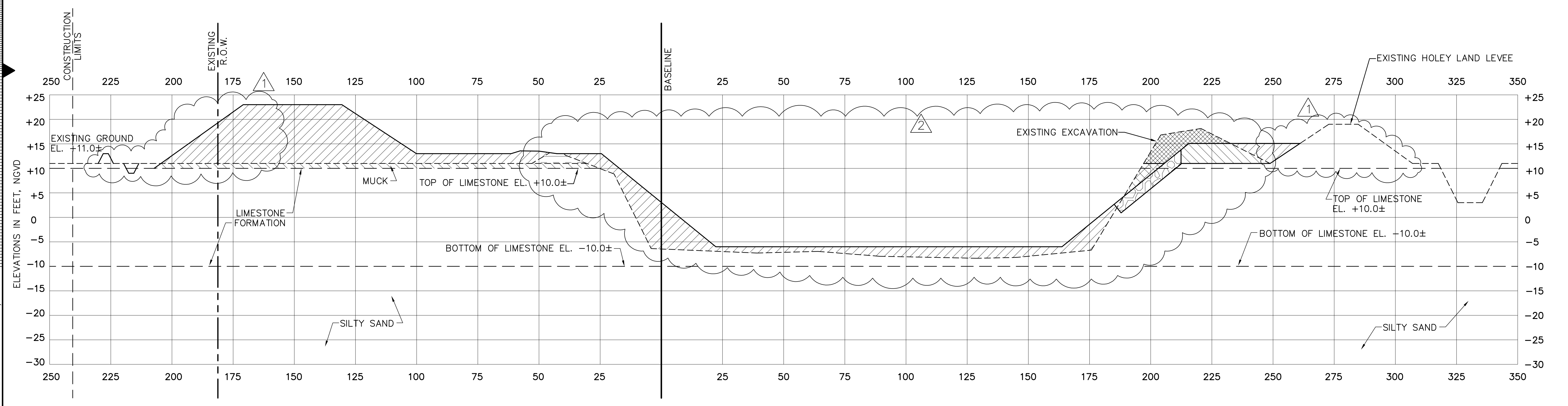
Rodney J. Gannuch, P.E.
FLA. C.E. REG. NO. 53545

Burns & McDonnell <small>EST. 1888</small>	Brown Cunningham Gannuch ENGINEERS, ARCHITECTS & CONSULTANTS METairie, LOUISIANA 70006 (504) 454-3866 License No. EB00008095	DRAWN: KG CHKD: R/JG DESIGN: EJM CHKD: EJM DATE: 5/10/2001	REVISIONS NO. DATE CHKD NO. DATE CHKD 1 1 2 2 3 3
EVERGLADES CONSTRUCTION PROJECT STORMWATER TREATMENT AREA NO. 3/4 PUMP STATIONS G-370 & G-372 PUMP STATION G-372 CROSS SECTIONS		SOUTH FLORIDA WATER MANAGEMENT DISTRICT EVERGLADES CONSTRUCTION PROJECT 3301 GUN CLUB ROAD WEST PALM BEACH, FLORIDA 33406	
CONTRACT NO. C-E304 DWG. NO. C-231		"RECORD DRAWINGS"	

COPYRIGHT ©2001 BY BURNS & McDONNELL ENGINEERING COMPANY, INC.



BASELINE STA. 17+25



BASELINE STA. 17+05

- LEGEND**
- LIMESTONE EMBANKMENT
 - LIMESTONE EXCAVATION
 - MUCK EXCAVATION
 - MUCK EXCAVATION (TO BE REPLACED WITH LIMESTONE EMBANKMENT)
 - RIPRAP
 - LIMESTONE STOCKPILE (TO BE REPLACED WITH LIMESTONE EMBANKMENT)

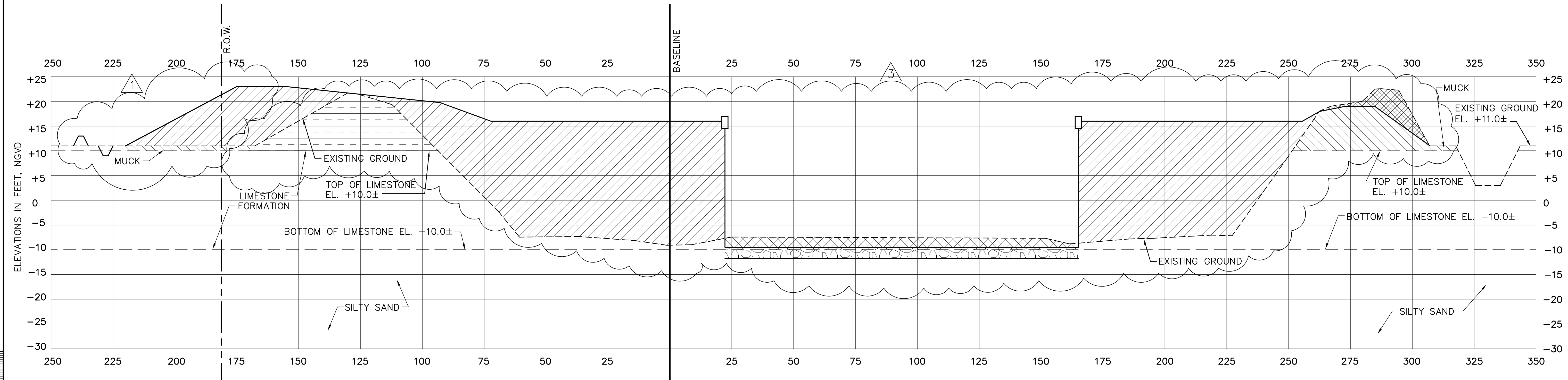
**DESIGN SECTION
SEE AS BUILT SECTIONS
DRAWING NOS. C-238 THRU C-242**

- NOTES:**
1. THICKNESS OF LIMESTONE FORMATION VARIES. SEE DRAWING C-228 FOR SOIL BORING DATA.
 2. APPROXIMATE LOCATION OF EXISTING MIAMI CANAL AND LEVEE.

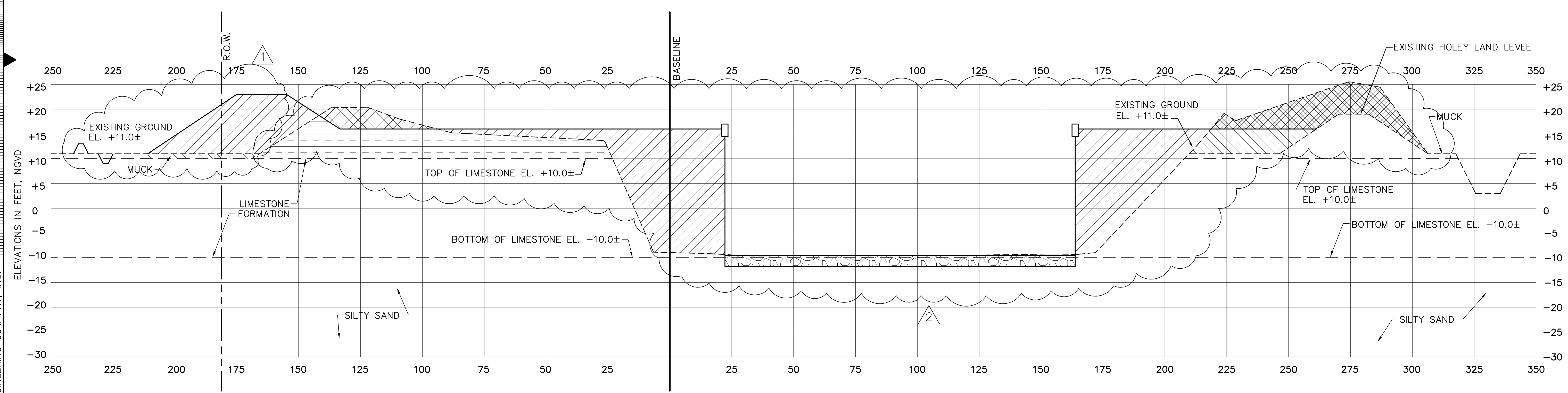
Rodney J. Gannuch, P.E.
FLA. C.E. REG. NO. 53545

 Brown Cunningham Gannuch ARCHITECTS & CONSULTANTS METairie, LOUISIANA 70006 (504) 454-3866 License No. EB0008095	 Burns & McDonnell SINCE 1898 9400 WARD PARKWAY KANSAS CITY, MO 64114 Certification: EB0000253 BMG	EVERGLADES CONSTRUCTION PROJECT STORMWATER TREATMENT AREA NO. 3/4 PUMP STATIONS G-370 & G-372 PUMP STATION G-372 CROSS SECTIONS	EIM 6-29-01 REVISED PER ADDENDUM NO.3 EIM 6-01-01 REVISED PER ADDENDUM NO.1 NO. DWN/CHKD DATE	REVISIONS A B C D E F G H I J
DRAWN: KG CHKD: R/JG DESIGN: EJM CHKD: EJM DATE: 5/10/2001				
SOUTH FLORIDA WATER MANAGEMENT DISTRICT EVERGLADES CONSTRUCTION PROJECT 3301 GUN CLUB ROAD WEST PALM BEACH, FLORIDA 33406				
CONTRACT NO. C-E304 DWG. NO. C-232				

COPYRIGHT ©2001 BY BURNS & MCDONNELL ENGINEERING COMPANY, INC.



BASELINE STA. 18+45



BASELINE STA. 17+78

- LEGEND**
- LIMESTONE EMBANKMENT
 - LIMESTONE EXCAVATION
 - MUCK EXCAVATION
 - MUCK EXCAVATION (TO BE REPLACED WITH LIMESTONE EMBANKMENT)
 - RIP-RAP
 - LIMESTONE STOCKPILE (TO BE REPLACED WITH LIMESTONE EMBANKMENT)

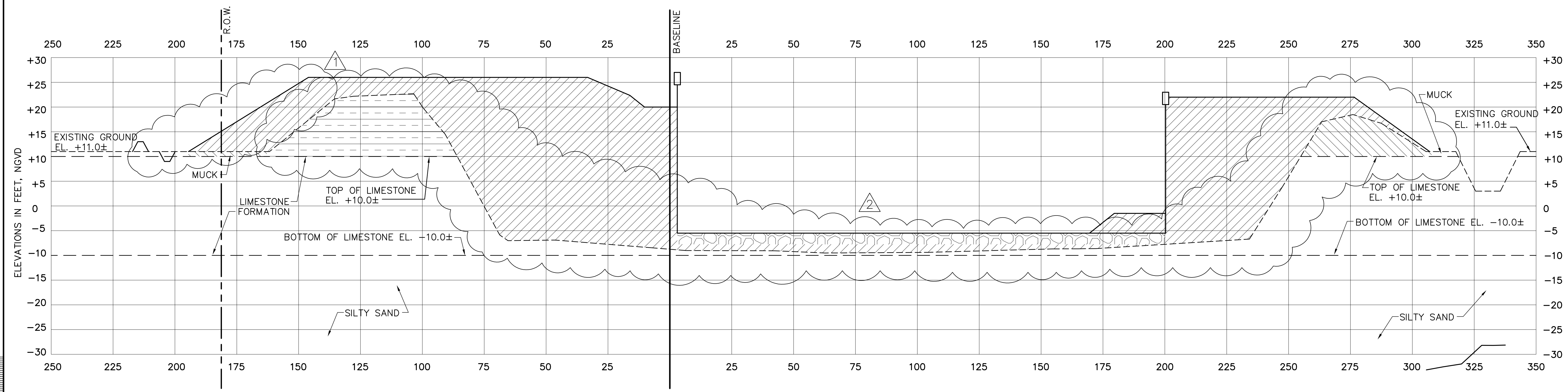
DESIGN SECTION
 SEE AS BUILT SECTIONS
 DRAWING NOS. C-238 THRU C-242

- NOTES:**
1. THICKNESS OF LIMESTONE FORMATION VARIES. SEE DRAWING C-228 FOR SOIL BORING DATA.
 2. APPROXIMATE LOCATION OF EXISTING MIAMI CANAL AND LEVEE.

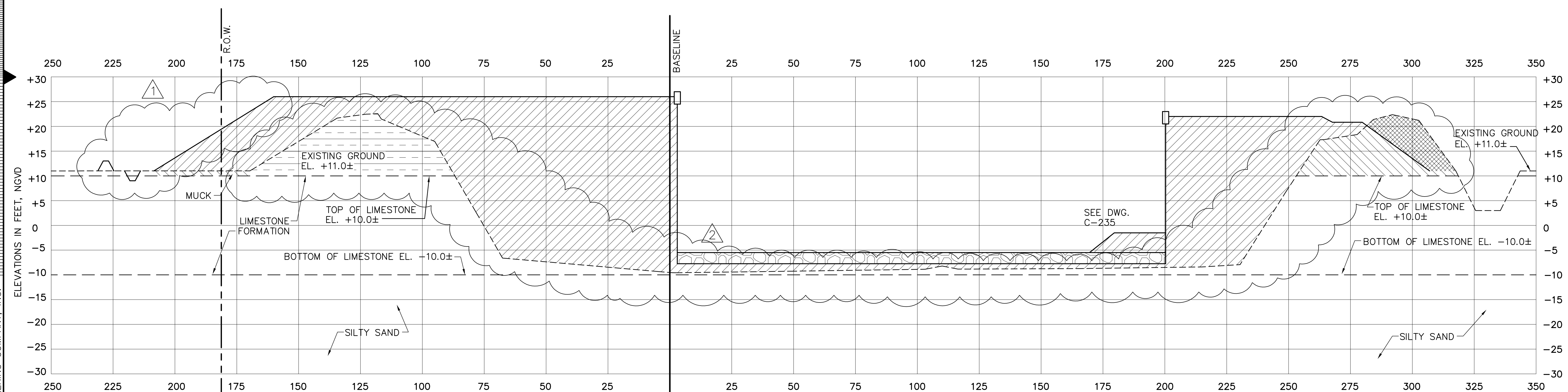
Rodney J. Gannuch, P.E.
 FLA. C.E. REG. NO. 53545

Burns & McDonnell SINCE 1933	9400 WARD PARKWAY KANSAS CITY, MO 64114 Central Office BRG 24930	Brown Cunningham Gannuch ENGINEERS - ARCHITECTS - CONSULTANTS METairie, Louisiana 70006 (504) 454-3886 License No. EB00008095	<table border="1" style="width: 100%; border-collapse: collapse;"> <tr> <td style="width: 25%;">DRAWN</td> <td style="width: 25%;">R/JG</td> <td style="width: 25%;">EJM</td> <td style="width: 25%;">EJM</td> </tr> <tr> <td>CHKD</td> <td>DESIGN</td> <td>CHKD</td> <td>DATE</td> </tr> <tr> <td>5/10/2001</td> <td></td> <td></td> <td></td> </tr> </table>	DRAWN	R/JG	EJM	EJM	CHKD	DESIGN	CHKD	DATE	5/10/2001				EVERGLADES CONSTRUCTION PROJECT STORMWATER TREATMENT AREA NO. 3/4 PUMP STATIONS G-370 & G-372 PUMP STATION G-372 CROSS SECTIONS	SOUTH FLORIDA WATER MANAGEMENT DISTRICT EVERGLADES CONSTRUCTION PROJECT 3301 GUN CLUB ROAD WEST PALM BEACH, FLORIDA 33406
DRAWN	R/JG	EJM	EJM														
CHKD	DESIGN	CHKD	DATE														
5/10/2001																	
		CONTRACT NO. C-E304 DWG. NO. C-233															

"RECORD DRAWINGS"



BASELINE STA. 20+15



BASELINE STA. 19+80

- LEGEND**
- LIMESTONE EMBANKMENT
 - LIMESTONE EXCAVATION
 - MUCK EXCAVATION
 - MUCK EXCAVATION (TO BE REPLACED WITH LIMESTONE EMBANKMENT)
 - RIPRAP
 - LIMESTONE STOCKPILE (TO BE REPLACED WITH LIMESTONE EMBANKMENT)

DESIGN SECTION
SEE AS BUILT SECTIONS
DRAWING NOS. C-238 THRU C-242

- NOTES:**
1. THICKNESS OF LIMESTONE FORMATION VARIES. SEE DRAWING C-228 FOR SOIL BORING DATA.
 2. APPROXIMATE LOCATION OF EXISTING MIAMI CANAL AND LEVEE.

Rodney J. Gannuch, P.E.
FLA. C.E. REG. NO. 53545

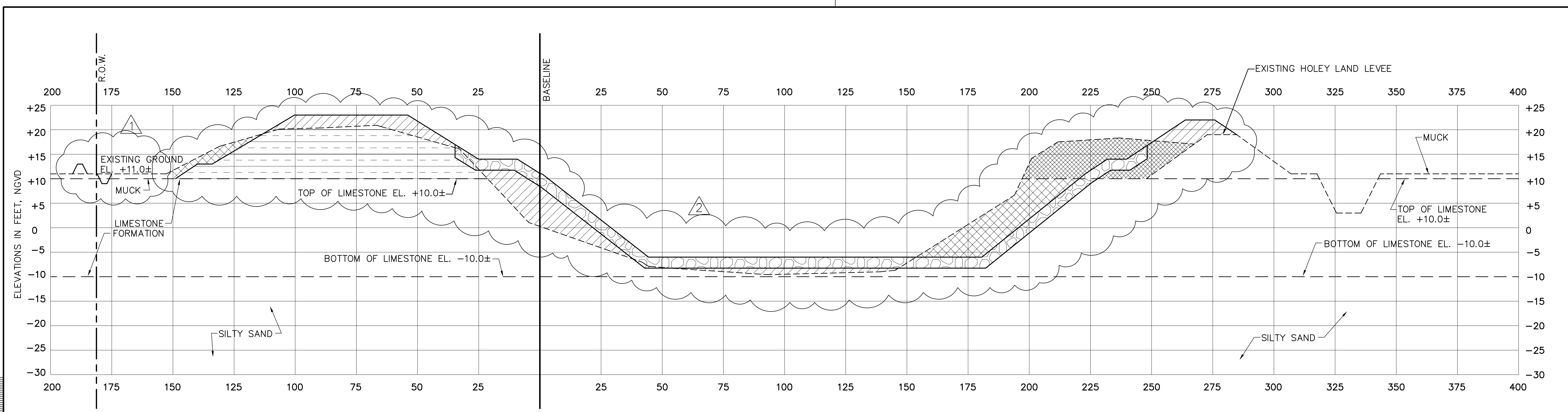
COPYRIGHT ©2001 BY BURNS & MCDONNELL ENGINEERING COMPANY, INC.

Scale For Microfilming
Inches
Millimeters

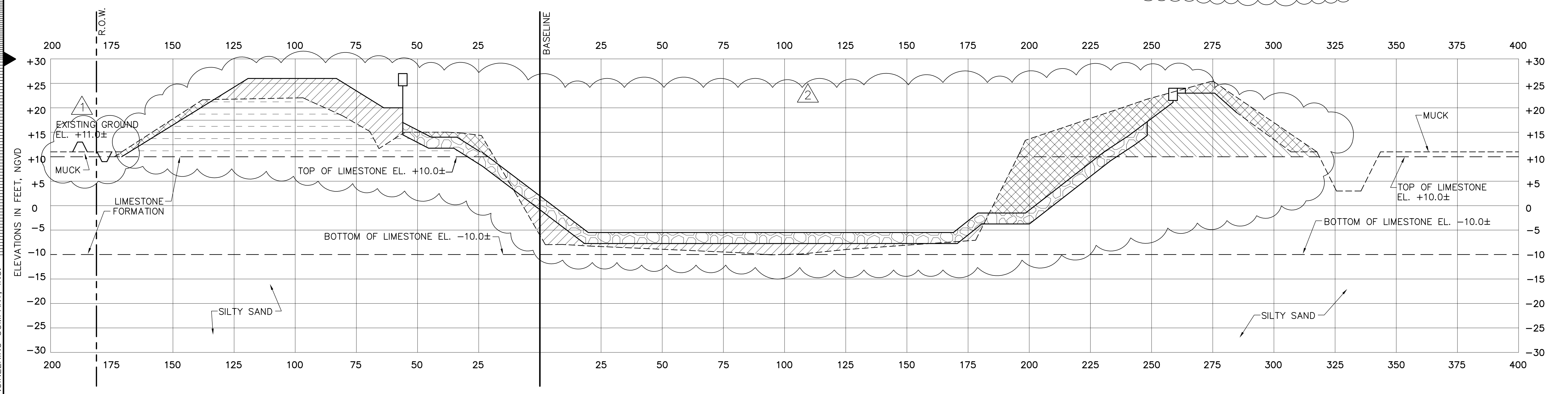
Burns & McDonnell SINCE 1933	9400 WARD PARKWAY KANSAS CITY, MO 64114 Central 850000223 Fax 816 4930	Brown Cunningham Gannuch ENGINEERS - ARCHITECTS - CONSULTANTS METairie, LOUISIANA 70006 (504) 454-3866 License No. EB00008095	EVERGLADES CONSTRUCTION PROJECT STORMWATER TREATMENT AREA NO. 3/4 PUMP STATIONS G-370 & G-372	PUMP STATION G-372 CROSS SECTIONS	SOUTH FLORIDA WATER MANAGEMENT DISTRICT EVERGLADES CONSTRUCTION PROJECT 3301 GUN CLUB ROAD WEST PALM BEACH, FLORIDA 33406
DRAWN: KG	CHKD: R/JG	DESIGN: EJM	CHKD: EJM	DATE: 5/10/2001	NO. DWN: CHKO
EIM: 6-29-01	REVISED PER ADDENDUM NO.3	EIM: 6-01-01	REVISED PER ADDENDUM NO.1	DATE	REVISIONS

"RECORD DRAWINGS"

CONTRACT NO.
C-E304
DWG. NO.
C-234



BASELINE STA. 21+55



BASELINE STA. 20+82

- LEGEND**
- LIMESTONE EMBANKMENT
 - LIMESTONE EXCAVATION
 - MUCK EXCAVATION
 - MUCK EXCAVATION (TO BE REPLACED WITH LIMESTONE EMBANKMENT)
 - RIP-RAP
 - LIMESTONE STOCKPILE (TO BE REPLACED WITH LIMESTONE EMBANKMENT)

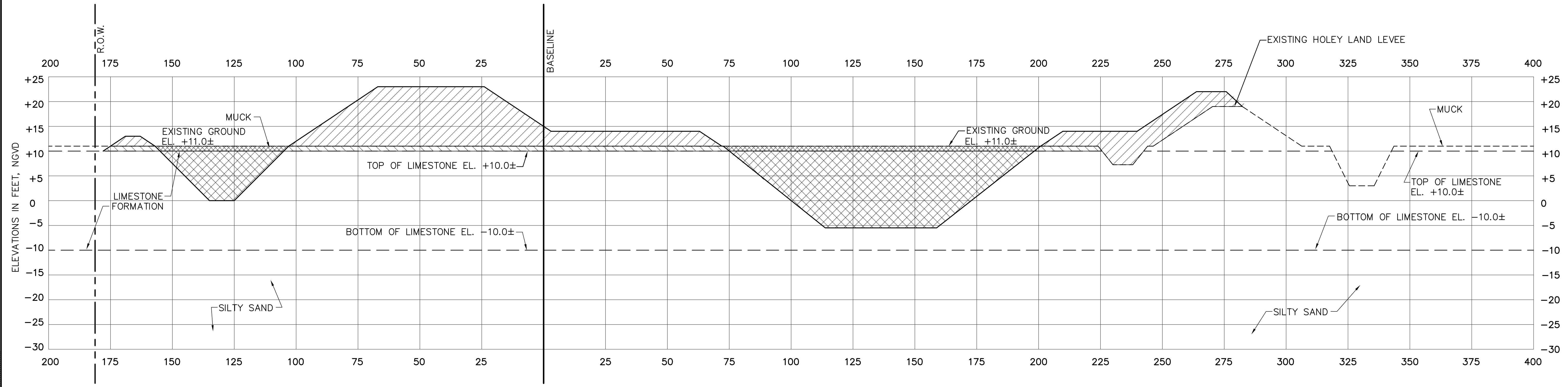
DESIGN SECTION
SEE AS BUILT SECTIONS
DRAWING NOS. C-238 THRU C-242

- NOTES:**
1. THICKNESS OF LIMESTONE FORMATION VARIES. SEE DRAWING C-228 FOR SOIL BORING DATA.
 2. APPROXIMATE LOCATION OF EXISTING MIAMI CANAL AND LEVEE.

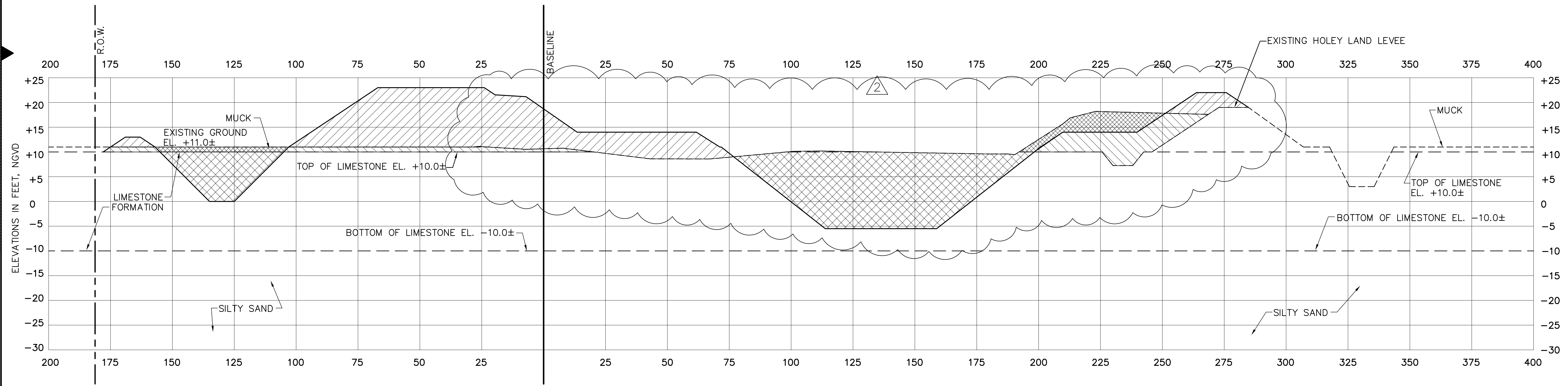
Rodney J. Gannuch, P.E.
 FLA. C.E. REG. NO. 53545

Burns & McDonnell SINCE 1933	9400 WARD PARKWAY KANSAS CITY, MO 64114 Certified Professional Engineer No. 24930	Brown Cunningham Gannuch ENGINEERS - ARCHITECTS - CONSULTANTS METairie, LOUISIANA 70006 (504) 454-3886 License No. EB00008095	<table border="1" style="width: 100%; border-collapse: collapse;"> <tr> <td style="width: 50%;">DRAWN</td> <td style="width: 50%;">NO.</td> </tr> <tr> <td>CHKD</td> <td>DATE</td> </tr> <tr> <td>DESIGN</td> <td>NO.</td> </tr> <tr> <td>CHKD</td> <td>DATE</td> </tr> <tr> <td>DATE</td> <td>NO.</td> </tr> </table>	DRAWN	NO.	CHKD	DATE	DESIGN	NO.	CHKD	DATE	DATE	NO.	<table border="1" style="width: 100%; border-collapse: collapse;"> <tr> <td style="width: 50%;">REVISED PER ADDENDUM NO.3</td> <td style="width: 50%;">REVISIONS</td> </tr> <tr> <td>6-29-01</td> <td>DATE</td> </tr> <tr> <td>6-01-01</td> <td>CHKD</td> </tr> <tr> <td>5/10/2001</td> <td>NO.</td> </tr> </table>	REVISED PER ADDENDUM NO.3	REVISIONS	6-29-01	DATE	6-01-01	CHKD	5/10/2001	NO.
DRAWN	NO.																					
CHKD	DATE																					
DESIGN	NO.																					
CHKD	DATE																					
DATE	NO.																					
REVISED PER ADDENDUM NO.3	REVISIONS																					
6-29-01	DATE																					
6-01-01	CHKD																					
5/10/2001	NO.																					
EVERGLADES CONSTRUCTION PROJECT STORMWATER TREATMENT AREA NO. 3/4 PUMP STATIONS G-370 & G-372		PUMP STATION G-372 CROSS SECTIONS		SOUTH FLORIDA WATER MANAGEMENT DISTRICT EVERGLADES CONSTRUCTION PROJECT 3301 GUN CLUB ROAD WEST PALM BEACH, FLORIDA 33406																		
CONTRACT NO. C-E304 DWG. NO. C-235		"RECORD DRAWINGS"																				

COPYRIGHT ©2001 BY BURNS & McDONNELL ENGINEERING COMPANY, INC.



BASELINE STA. 26+50



BASELINE STA. 23+65

- LEGEND**
- LIMESTONE EMBANKMENT
 - LIMESTONE EXCAVATION
 - MUCK EXCAVATION
 - MUCK EXCAVATION (TO BE REPLACED WITH LIMESTONE EMBANKMENT)

- NOTES:**
1. THICKNESS OF LIMESTONE FORMATION VARIES. SEE DRAWING C-228 FOR SOIL BORING DATA.
 2. APPROXIMATE LOCATION OF EXISTING MIAMI CANAL AND LEVEE.

Rodney J. Gannuch, P.E.
FLA. C.E. REG. NO. 53545

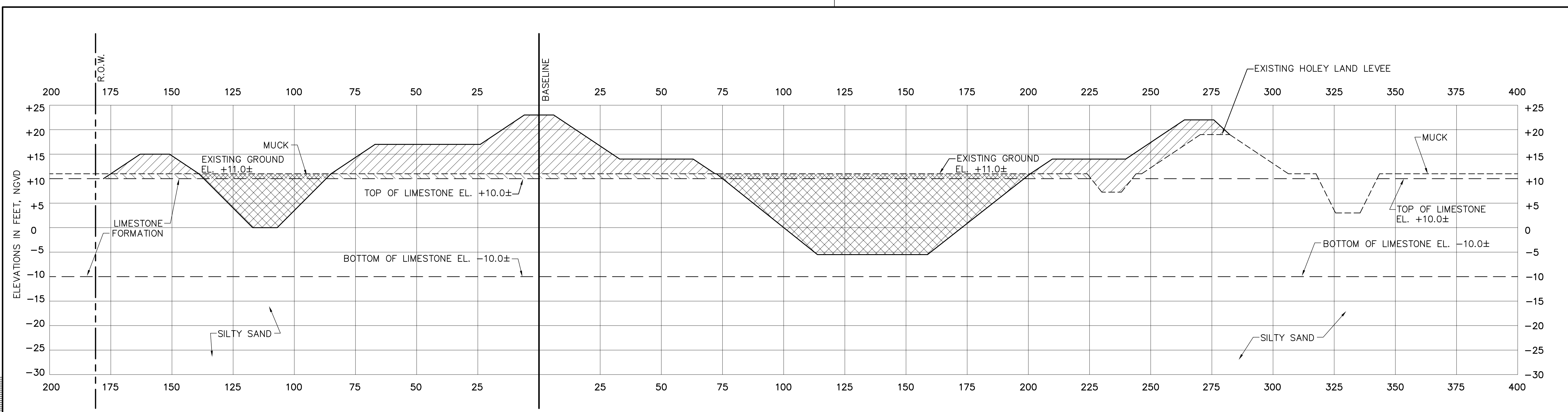


CONTRACT NO.
C-E304
DWG. NO.
C-236

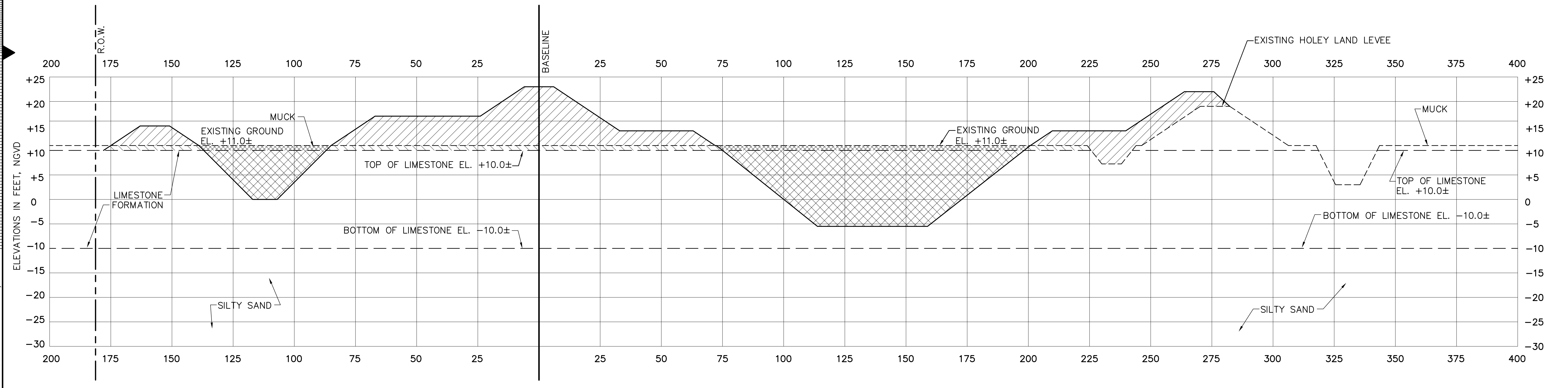
"RECORD DRAWINGS"

COPYRIGHT ©2001 BY BURNS & MCDONNELL ENGINEERING COMPANY, INC.

<p>Burns & McDonnell SINCE 1888 9400 WARD PARKWAY KANSAS CITY, MO. 64114 Certification EB0000253 EMCJ 24930</p>	<p>Brown Cunningham Gannuch ENGINEERS • ARCHITECTS • CONSULTANTS 2701 WINKMAN ST. METairie, LOUISIANA 70006 (504) 454-3866 License No. EB00008095</p>												
<p>EVERGLADES CONSTRUCTION PROJECT STORMWATER TREATMENT AREA NO. 3/4 PUMP STATIONS G-370 & G-372</p>	<p>PUMP STATION G-372 CROSS SECTIONS</p>												
<p>SOUTH FLORIDA WATER MANAGEMENT DISTRICT EVERGLADES CONSTRUCTION PROJECT 3301 GUN CLUB ROAD WEST PALM BEACH, FLORIDA 33406</p>	<p>REVISIONS</p> <table border="1" style="width: 100%; border-collapse: collapse;"> <thead> <tr> <th>NO.</th> <th>DATE</th> <th>CHKD</th> <th>DATE</th> </tr> </thead> <tbody> <tr> <td>1</td> <td>5/10/2001</td> <td>EJM</td> <td></td> </tr> <tr> <td>2</td> <td>6-29-01</td> <td>REVISOR</td> <td></td> </tr> </tbody> </table>	NO.	DATE	CHKD	DATE	1	5/10/2001	EJM		2	6-29-01	REVISOR	
NO.	DATE	CHKD	DATE										
1	5/10/2001	EJM											
2	6-29-01	REVISOR											



BASELINE STA. 36+00



BASELINE STA. 29+50

LEGEND

	LIMESTONE EMBANKMENT
	LIMESTONE EXCAVATION
	MUCK EXCAVATION
	MUCK EXCAVATION (TO BE REPLACED WITH LIMESTONE EMBANKMENT)

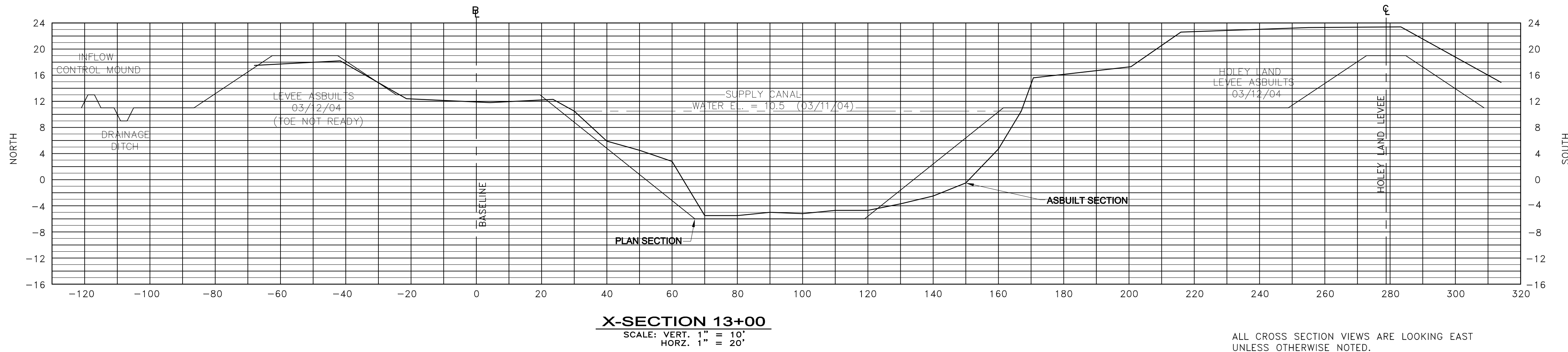
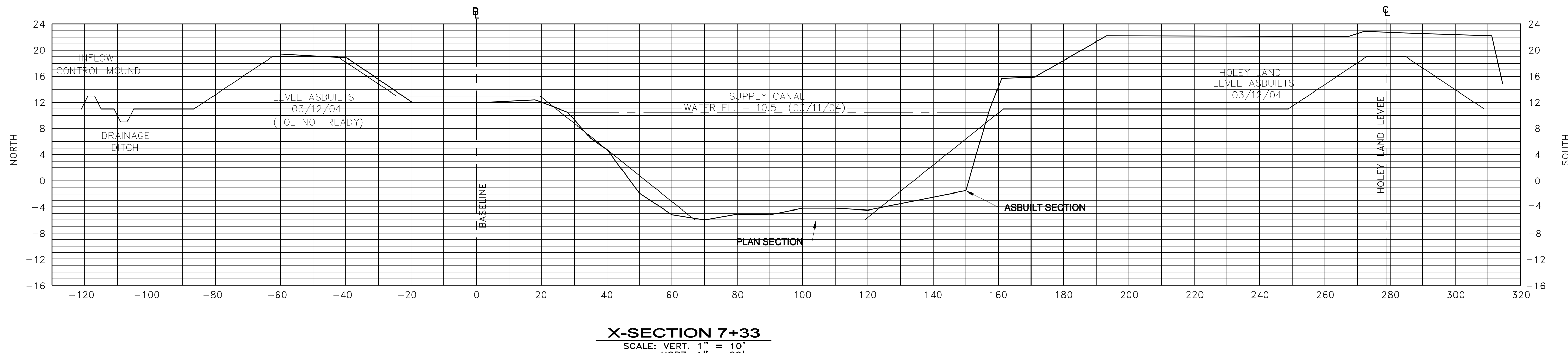
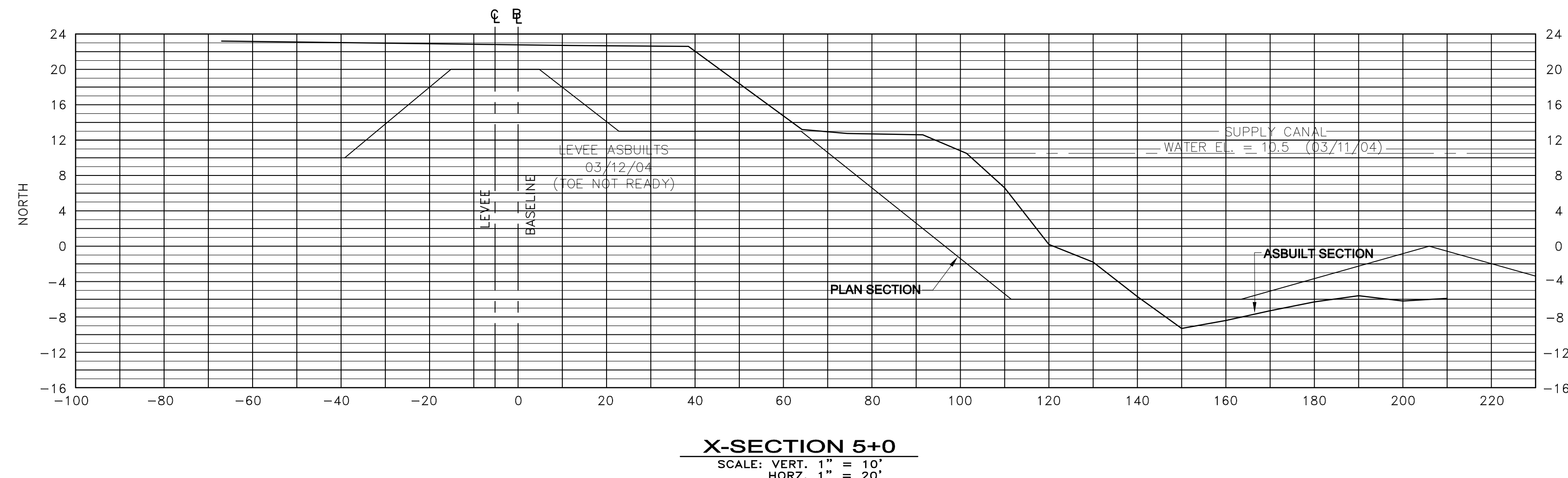
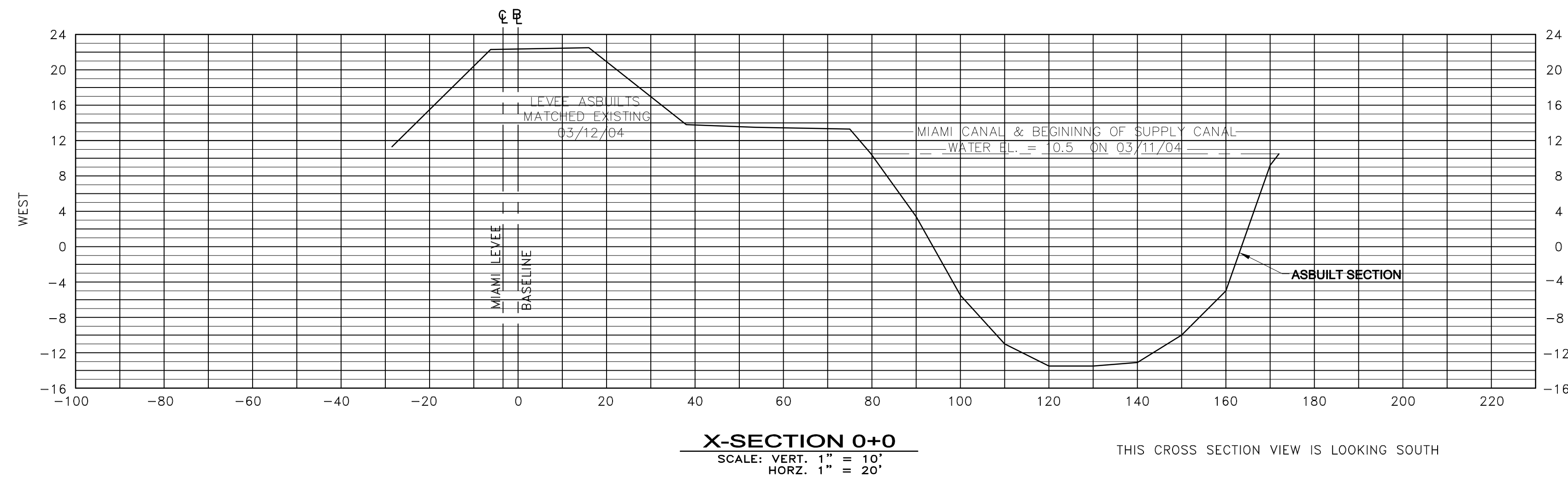
DESIGN SECTION
SEE AS BUILT SECTIONS
DRAWING NOS. C-238 THRU C-242

- NOTES:**
- THICKNESS OF LIMESTONE FORMATION VARIES. SEE DRAWING C-228 FOR SOIL BORING DATA.
 - APPROXIMATE LOCATION OF EXISTING MIAMI CANAL AND LEVEE.

Rodney J. Gannuch, P.E.
FLA. C.E. REG. NO. 53545

<p>Burns & McDonnell SINCE 1888 9400 WARD PARKWAY KANSAS CITY, MO 64114 Certification: ER0000253 BAG</p>	<p>Brown Cunningham Gannuch ENGINEERS - ARCHITECTS - CONSULTANTS METairie, LOUISIANA 70006 (504) 454-3866 License No. EB0008095</p>
<p>EVERGLADES CONSTRUCTION PROJECT STORMWATER TREATMENT AREA NO. 3/4 PUMP STATIONS G-370 & G-372 PUMP STATION G-372 CROSS SECTIONS</p>	
<p>SOUTH FLORIDA WATER MANAGEMENT DISTRICT EVERGLADES CONSTRUCTION PROJECT 3301 GUN CLUB ROAD WEST PALM BEACH, FLORIDA 33406</p>	
<p>CONTRACT NO. C-E304 DWG. NO. C-237</p>	
<p>"RECORD DRAWINGS"</p>	

COPYRIGHT ©2001 BY BURNS & McDONNELL ENGINEERING COMPANY, INC.



ALL CROSS SECTION VIEWS ARE LOOKING EAST UNLESS OTHERWISE NOTED.

F.R.S. & ASSOCIATES, INC.
LAND SURVEYORS AND LAND PLANNERS
CERTIFICATE OF AUTHORIZATION NO. LB 4241
901 NORTHPOINT PARKWAY, SUITE 301
WEST PALM BEACH, FLORIDA 33407-1953
PHONE (561) 478-7178 FAX (561) 478-7922

CADD: I:\STA3-4\
PUMP STATIONS\G-372\XING
DRAWN: LMW
CHECKED: GPW
DATE: AS SHOWN
SCALE: AS SHOWN

STORMWATER TREATMENT AREA NO. 3/4
PUMP STATION G-372
ASBUILT SURVEY
STA 0+00 THRU STA 13+00

**SOUTH FLORIDA
WATER MANAGEMENT DISTRICT
WEST PALM BEACH, FLORIDA**

"RECORD DRAWINGS"

LAND SURVEYOR'S STATEMENT

WE HEREBY STATE THAT THE AS-BUILT SURVEY SHOWN HEREON IS A TRUE AND CORRECT REPRESENTATION OF THE NEWLY CONSTRUCTED FEATURES, MADE UNDER OUR DIRECTION, AND IS ACCURATE TO THE BEST OF OUR KNOWLEDGE AND BELIEF.

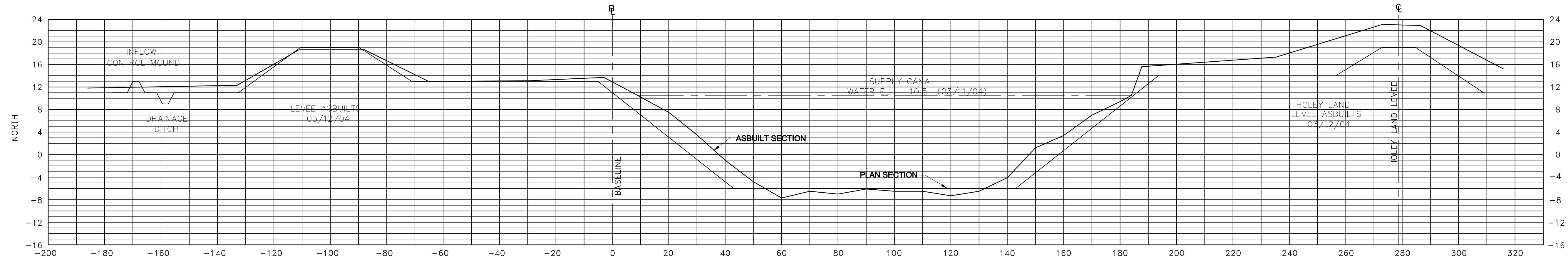
THE UNDERSIGNED HEREBY CERTIFIES THAT THIS AS-BUILT SURVEY MEETS THE TECHNICAL STANDARDS SET FORTH IN CHAPTER 61G17-6.005 (2), F.A.C. ADOPTED BY THE FLORIDA BOARD OF PROFESSIONAL SURVEYORS & MAPPERS, PURSUANT TO SECTION 472.027, FLORIDA STATUTES.

F.R.S. & ASSOCIATES, INC.

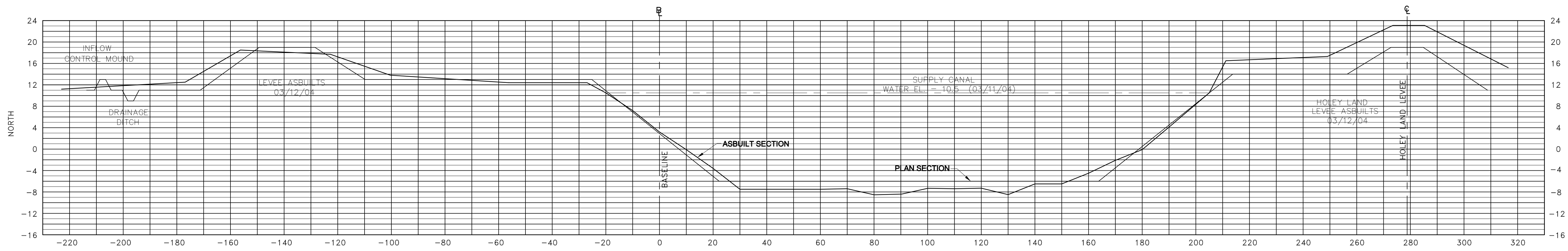
BY: _____
GARY P. WILLIAMS
REGISTERED LAND SURVEYOR
STATE OF FLORIDA, CERTIFICATE NUMBER 4817
FOR THE FIRM

CONTRACT NO.
C-E304
SHEET
C-238

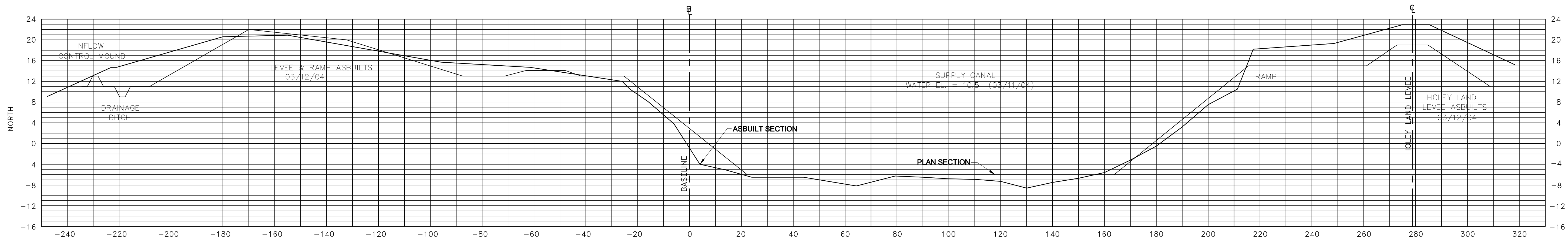
F.R.S. JOB NO. 01-021.B



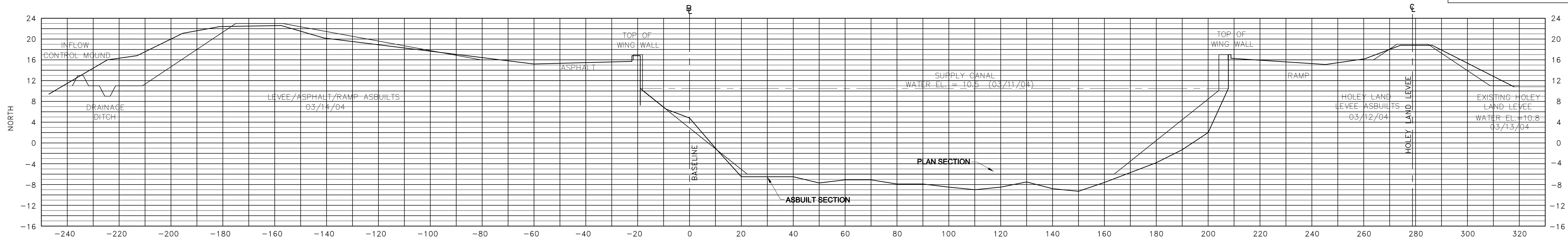
X-SECTION 14+95
 SCALE: VERT. 1" = 10'
 HORZ. 1" = 20'



X-SECTION 16+30
 SCALE: VERT. 1" = 10'
 HORZ. 1" = 20'



X-SECTION 17+05
 SCALE: VERT. 1" = 10'
 HORZ. 1" = 20'




X-SECTION 17+25
 SCALE: VERT. 1" = 10'
 HORZ. 1" = 20'

"RECORD DRAWINGS"

ALL CROSS SECTION VIEWS ARE LOOKING EAST
 UNLESS OTHERWISE NOTED. **F.R.S. JOB NO. 01-021.B**

DATE	REVISIONS
06/12/04	revision 16+30 & 17+05


F.R.S. & ASSOCIATES, INC.
 LAND SURVEYORS AND LAND PLANNERS
 CERTIFICATE OF AUTHORIZATION NO. LB 4241
 901 NORTHPOINT PARKWAY, SUITE 301
 WEST PALM BEACH, FLORIDA 33407-1953
 PHONE (561) 478-7178 FAX (561) 478-7922



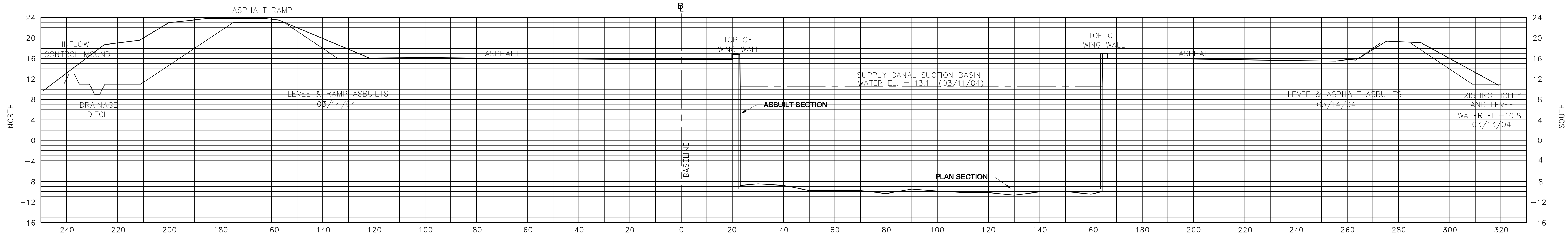
CADD: I:\STA3-4\
 PUMP STATIONS\G-372\XING
 DRAWN: LMW
 CHECKED: GPW
 DATE: AS SHOWN
 SCALE: 1" = 20'

STORMWATER TREATMENT AREA NO. 3/4
 PUMP STATION G-372
 ASBUILT SURVEY
 STA 14+95 THRU STA 17+25

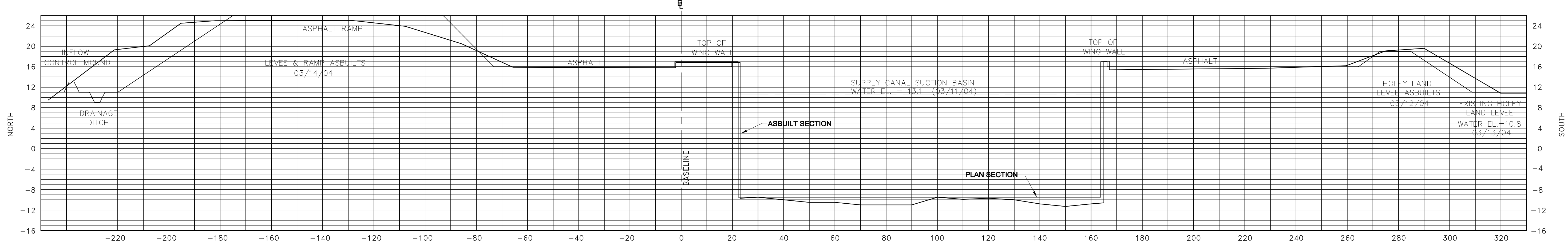
**SOUTH FLORIDA
 WATER MANAGEMENT DISTRICT
 WEST PALM BEACH, FLORIDA**



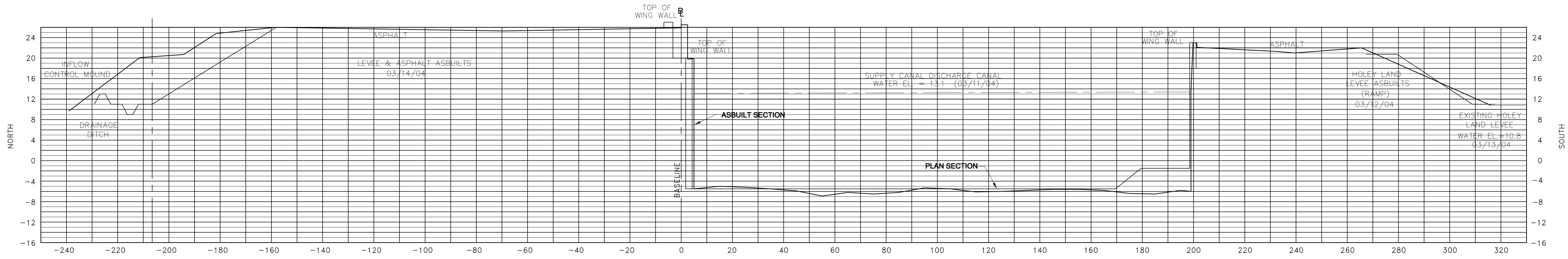
CONTRACT NO.
C-E304
 SHEET
C-239



X-SECTION 17+78
SCALE: VERT. 1" = 10'
HORZ. 1" = 20'

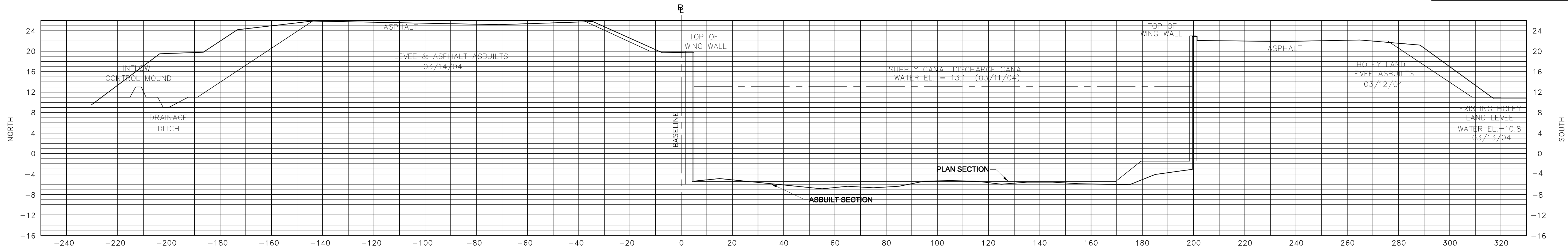


X-SECTION 18+45
SCALE: VERT. 1" = 10'
HORZ. 1" = 20'



X-SECTION 19+80
SCALE: VERT. 1" = 10'
HORZ. 1" = 20'

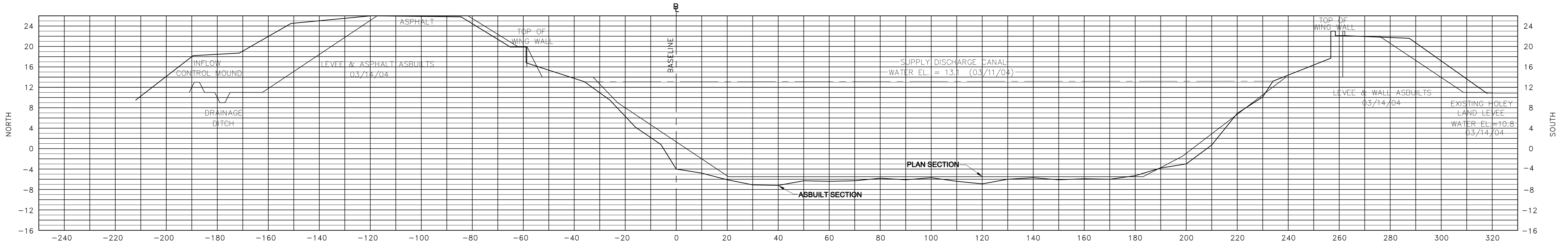
"RECORD DRAWINGS"



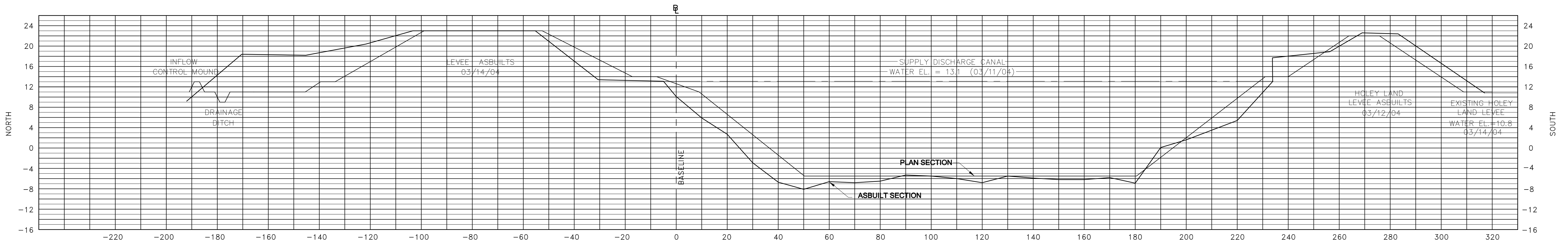
X-SECTION 20+15
SCALE: VERT. 1" = 10'
HORZ. 1" = 20'

ALL CROSS SECTION VIEWS ARE LOOKING EAST
UNLESS OTHERWISE NOTED. **F.R.S. JOB NO. 01-021.B**

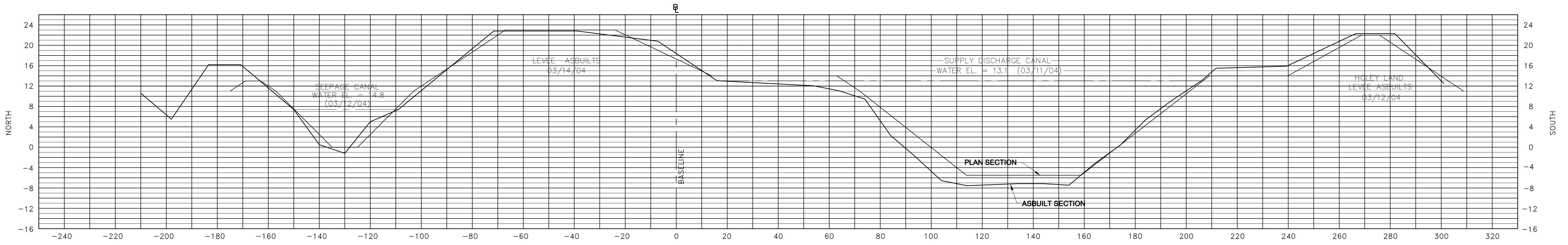
F.R.S. & ASSOCIATES, INC. LAND SURVEYORS AND LAND PLANNERS CERTIFICATE OF AUTHORIZATION NO. LB 4241 901 NORTHPOINT PARKWAY, SUITE 301 WEST PALM BEACH, FLORIDA 33407-1953 PHONE (561) 478-7178 FAX (561) 478-7922		DATE _____ REVISIONS _____
CADD: I:\STA3-4\ PUMP STATIONS\G-372\XING DRAWN: LMW CHECKED: GPW DATE: 03/13/04 SCALE: 1" = 20'		STORMWATER TREATMENT AREA NO. 3/4 PUMP STATION G-372 ASBUILT SURVEY STA 17+78 THRU STA 20+15
SOUTH FLORIDA WATER MANAGEMENT DISTRICT WEST PALM BEACH, FLORIDA		
CONTRACT NO. C-E304		SHEET C-240



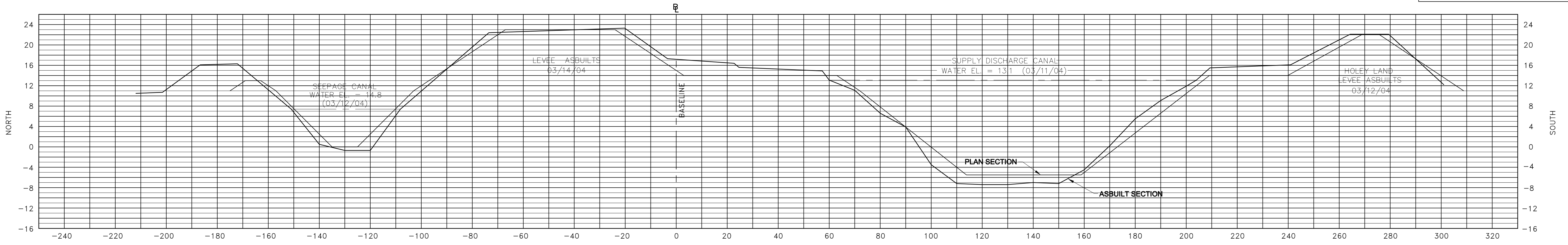
X-SECTION 20+82
SCALE: VERT. 1" = 10'
HORIZ. 1" = 20'



X-SECTION 21+55
SCALE: VERT. 1" = 10'
HORIZ. 1" = 20'



X-SECTION 23+65
SCALE: VERT. 1" = 10'
HORIZ. 1" = 20'

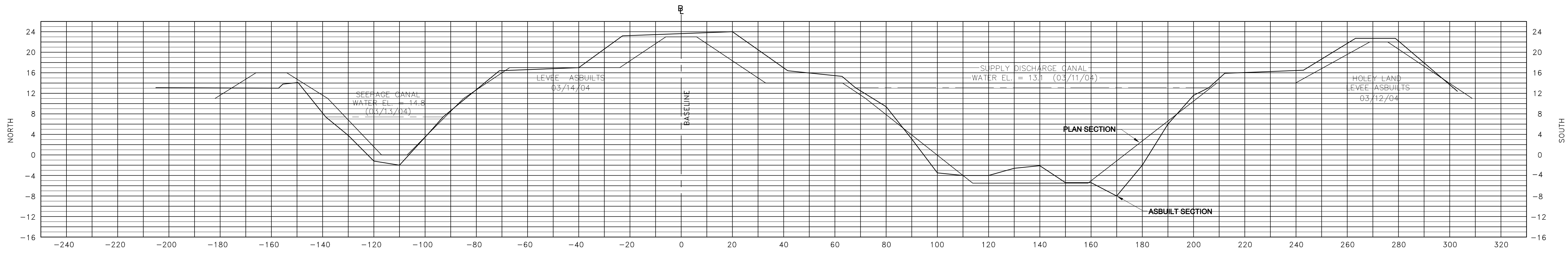
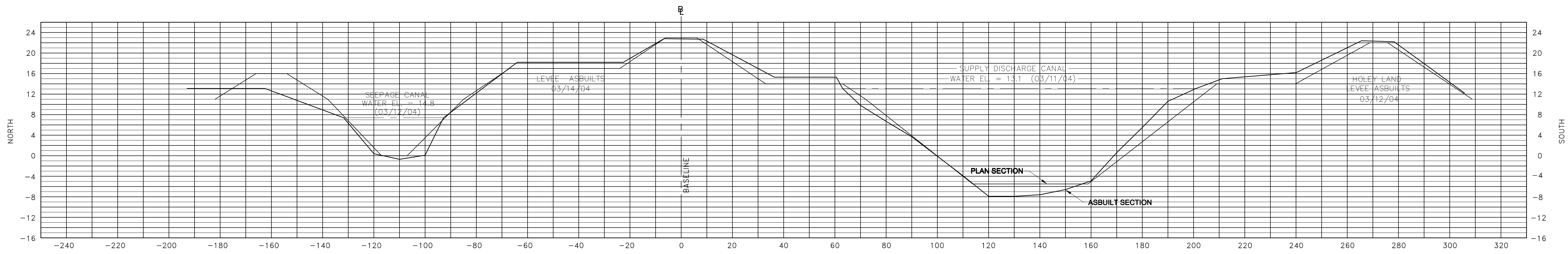


X-SECTION 26+50
SCALE: VERT. 1" = 10'
HORIZ. 1" = 20'

"RECORD DRAWINGS"


ALL CROSS SECTION VIEWS ARE LOOKING EAST UNLESS OTHERWISE NOTED. F.R.S. JOB NO. 01-021.B

F.R.S. & ASSOCIATES, INC. LAND SURVEYORS AND LAND PLANNERS CERTIFICATE OF AUTHORIZATION NO. LB 4241 901 NORTHPOINT PARKWAY, SUITE 301 WEST PALM BEACH, FLORIDA 33407-1953 PHONE (561) 478-7178 FAX (561) 478-7922		DATE	REVISIONS
CADD: I:\STA3-4\ PUMP STATIONS\G-372\XING	DRAWN: LMW CHECKED: GPW		
STORMWATER TREATMENT AREA NO. 3/4 PUMP STATION G-372			
ASBUILT SURVEY STA 20+82 THRU STA 26+50			
SOUTH FLORIDA WATER MANAGEMENT DISTRICT WEST PALM BEACH, FLORIDA			
CONTRACT NO. C-E304		SHEET C-241	



NO.	DATE	REVISIONS

F.R.S. & ASSOCIATES, INC.
 LAND SURVEYORS AND LAND PLANNERS
 CERTIFICATE OF AUTHORIZATION NO. LB 4241
 901 NORTHPOINT PARKWAY, SUITE 301
 WEST PALM BEACH, FLORIDA 33407-1953
 PHONE (561) 478-7178 FAX (561) 478-7922



CADD: I:\STA33-4\
 PUMP STATIONS\G-372\XING
 DRAWN: LMW
 CHECKED: GPW
 DATE: AS SHOWN
 SCALE: 1" = 20'

STORMWATER TREATMENT AREA NO. 3/4
 PUMP STATION G-372
 ASBUILT SURVEY
 STA 29+50 THRU STA 36+00

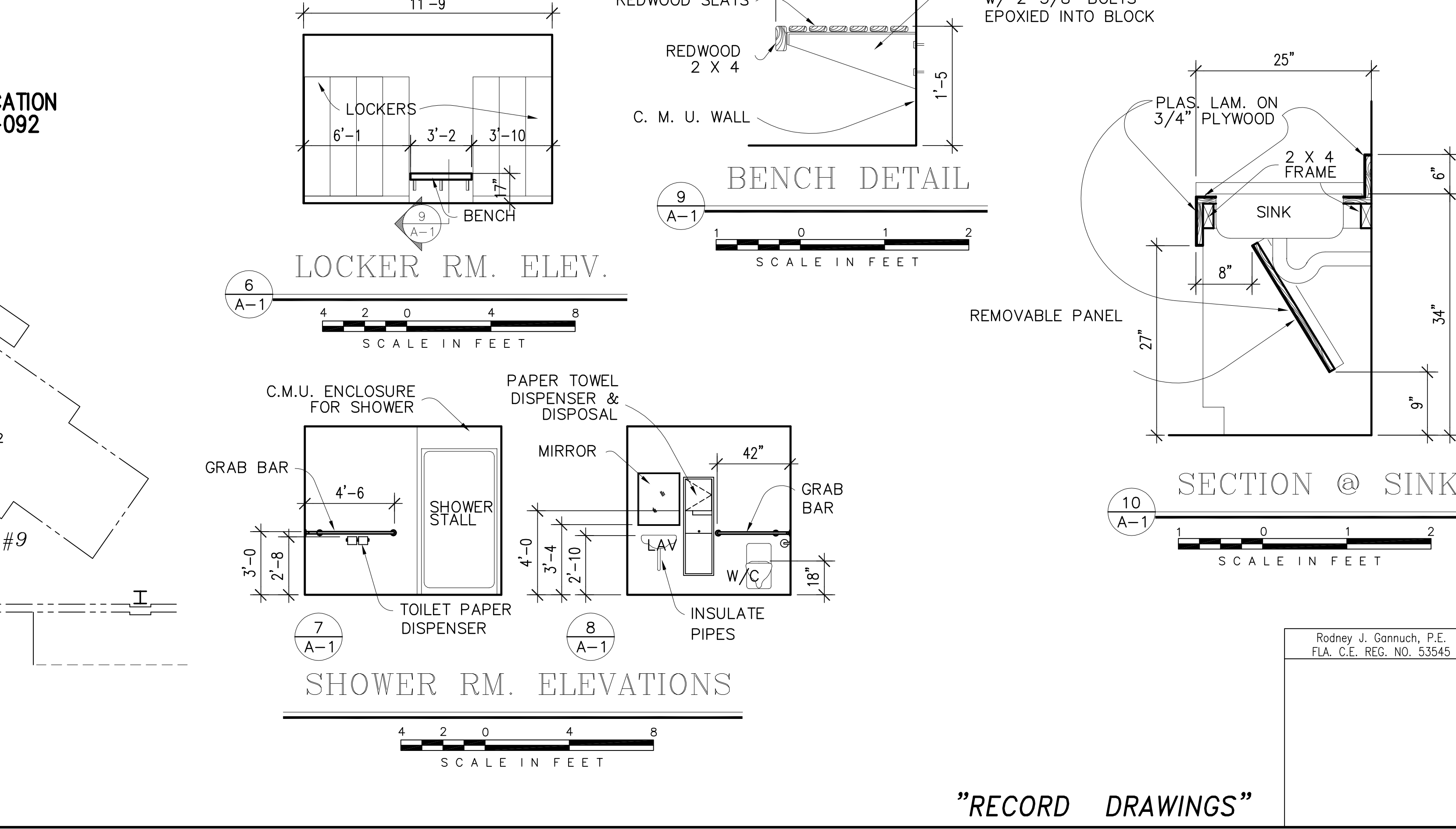
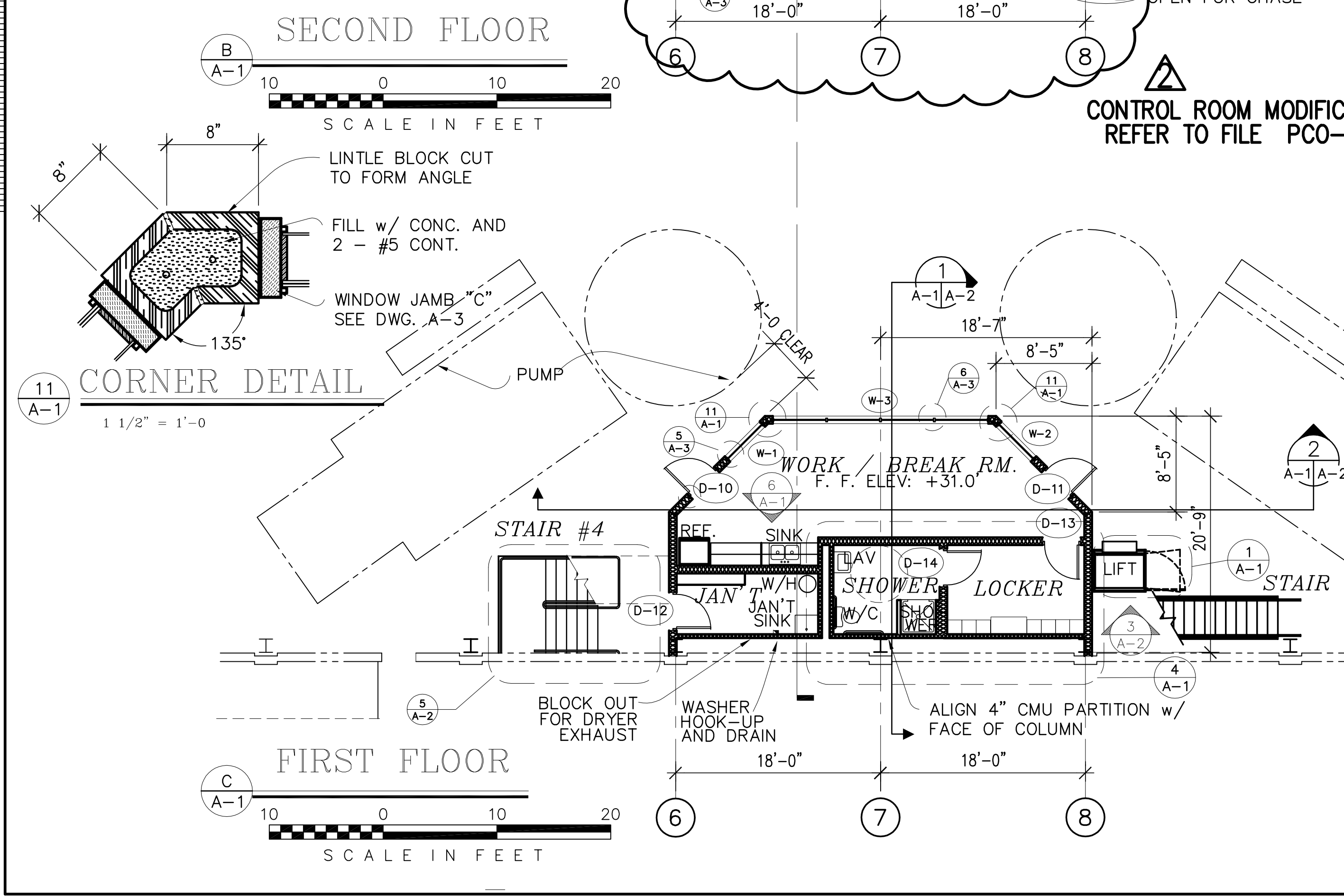
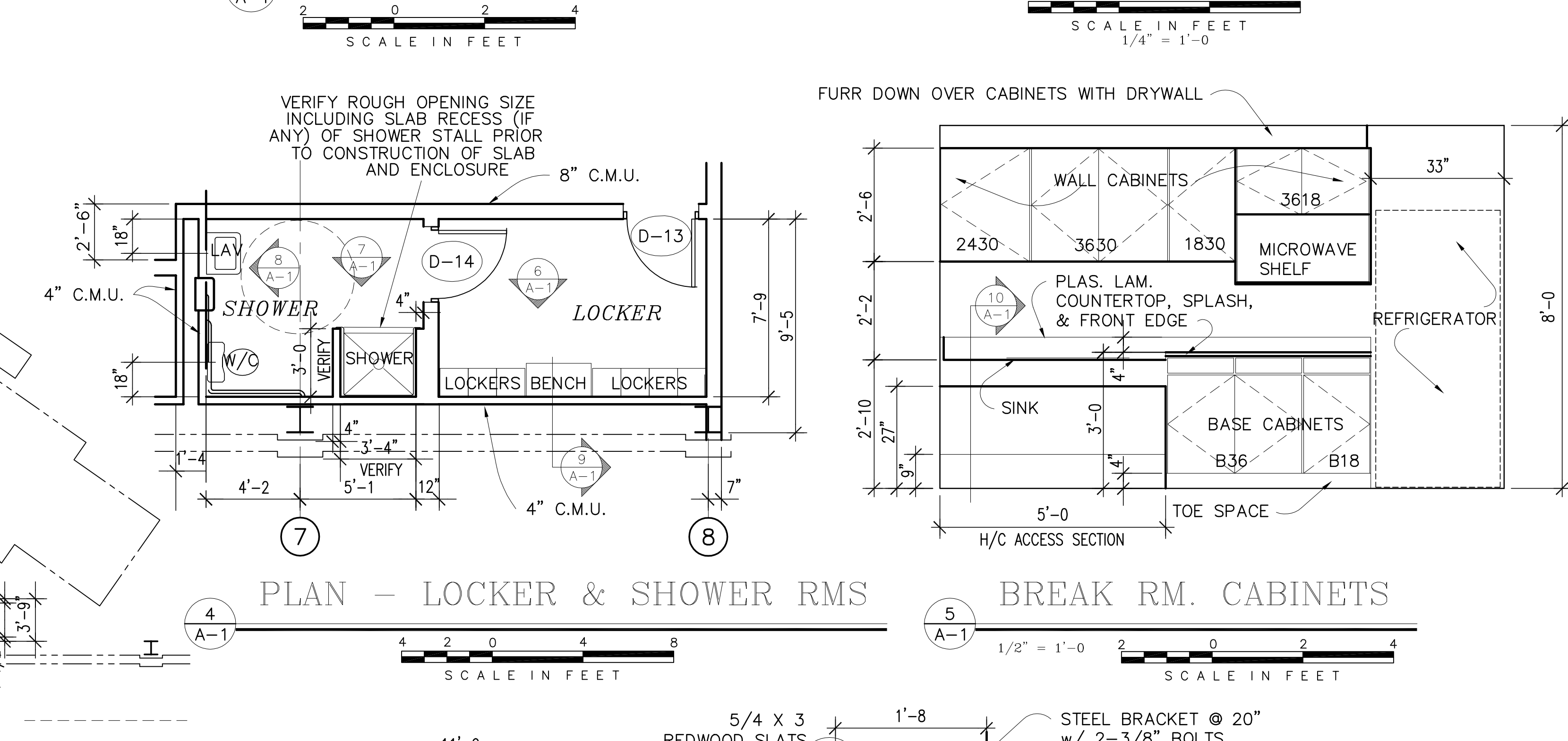
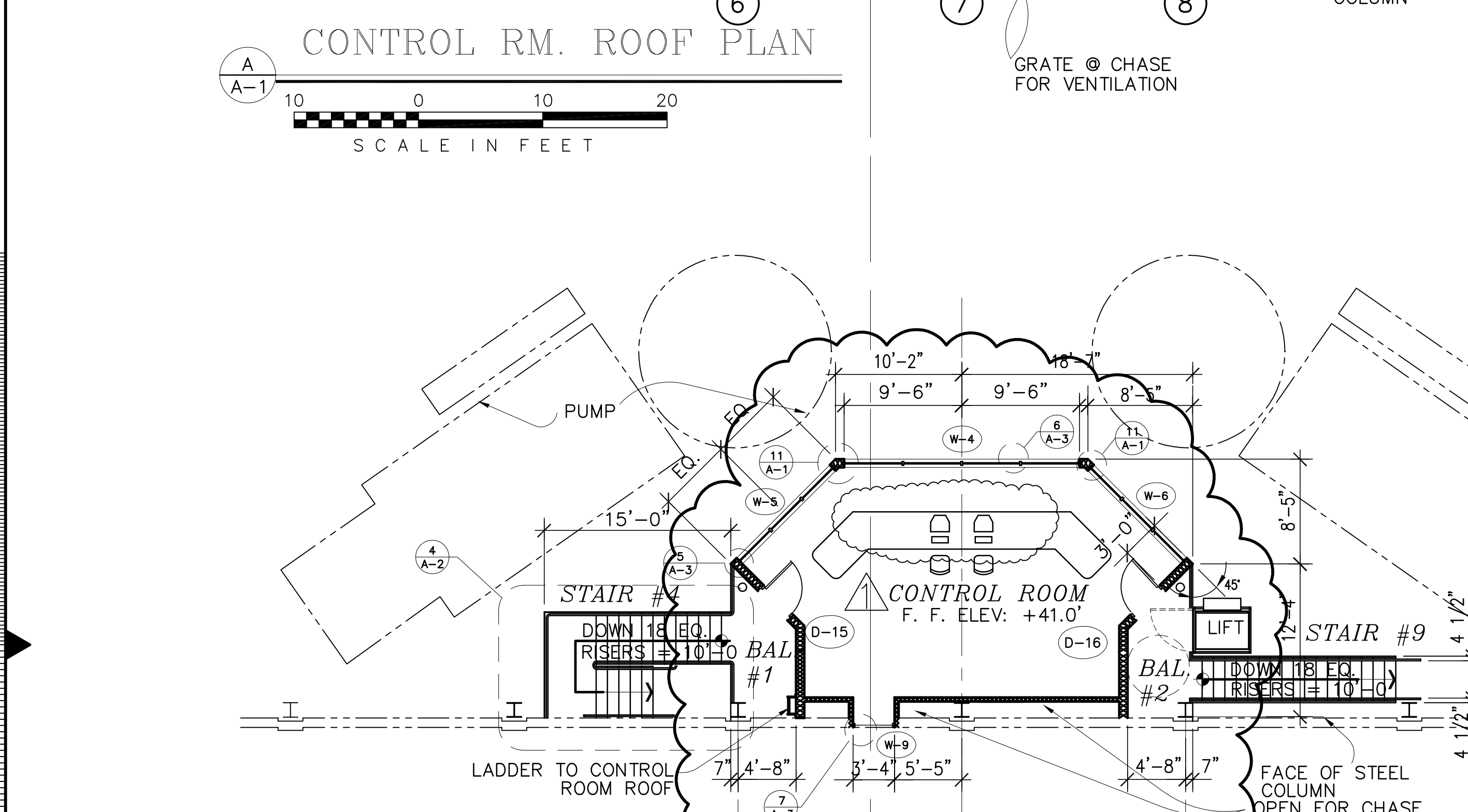
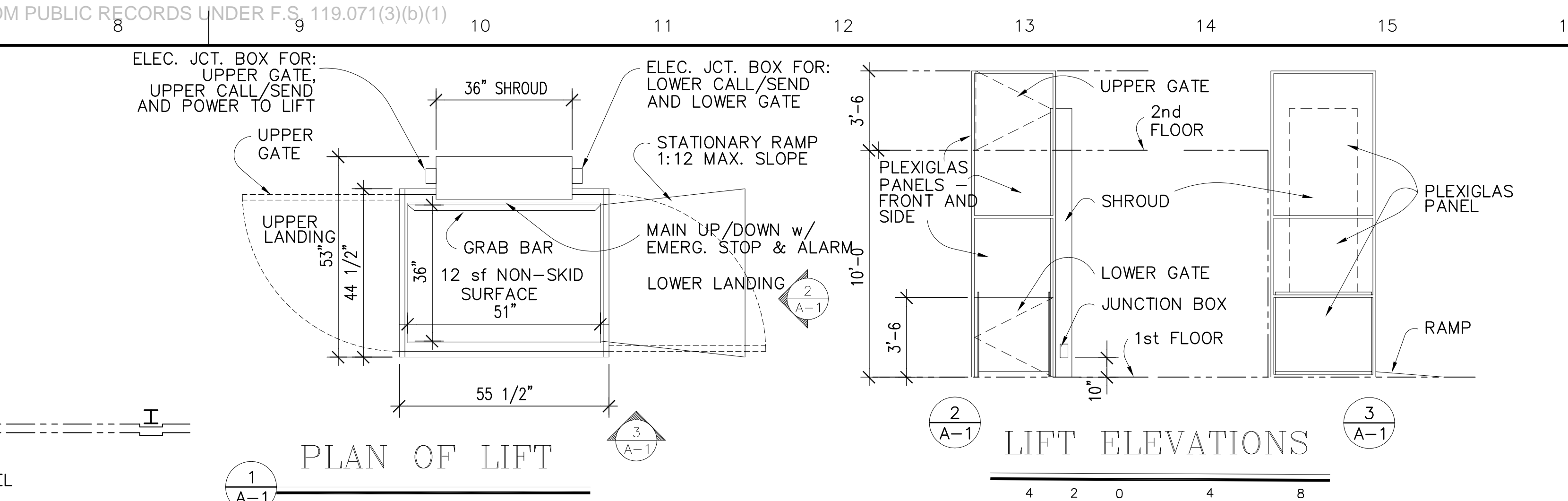
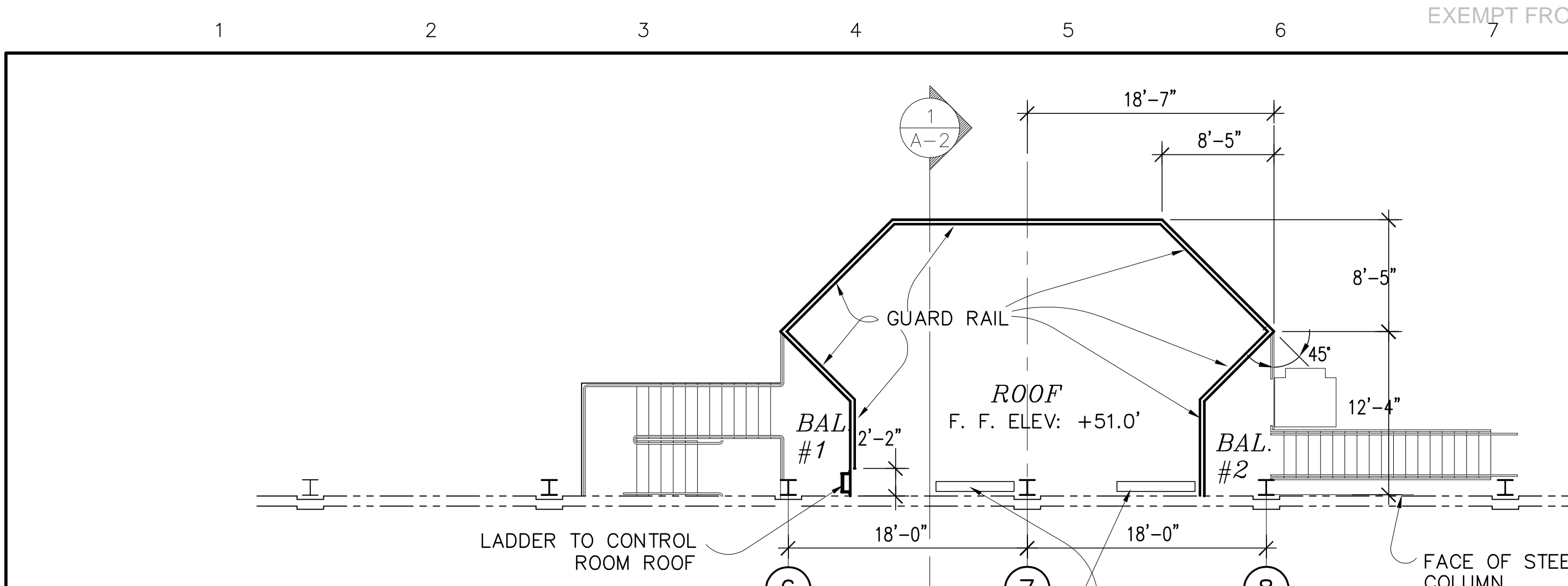
**SOUTH FLORIDA
 WATER MANAGEMENT DISTRICT**
 WEST PALM BEACH, FLORIDA

"RECORD DRAWINGS"

ALL CROSS SECTION VIEWS ARE LOOKING EAST
 UNLESS OTHERWISE NOTED.

F.R.S. JOB NO. 01-021.B

CONTRACT NO.
C-E304
 SHEET
C-242



Copyright ©2001 by Burns & McDonnell Engineering Company, Inc.
 Scale For Microfilming
 Millimeters
 Inches

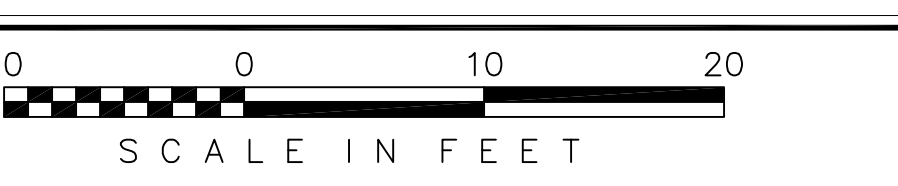
LRM CHKO DESIGN DATE 5/10/2001	RUG RUG RUG RUG	CHKO CHKO CHKO CHKO	DATE DATE DATE DATE	REVISIONS NO. DATE CHKD DATE
	USB USB USB USB	RUG RUG RUG RUG	CHKO CHKO CHKO CHKO	DATE DATE DATE DATE
Burns & McDonnell ARCHITECTS & CONSULTANTS ENGINEERS 9400 WARD PARKWAY KANSAS CITY, MO 64114 (504) 454-3866 License No. EB00008095 BM3 24930				
EVERGLADES CONSTRUCTION PROJECT STORMWATER TREATMENT AREA NO. 3/4 PUMP STATIONS G-370 & G-372 PLANS AND DETAILS CONTROL ROOM				
SOUTH FLORIDA WATER MANAGEMENT DISTRICT EVERGLADES CONSTRUCTION PROJECT 3301 GUN CLUB ROAD WEST PALM BEACH, FLORIDA 33406				
Rodney J. Gannuch, P.E. FLA. C.E. REG. NO. 53545				
CONTRACT NO. C-E304 DWG. NO. A-1				

"RECORD DRAWINGS"

FRONT ELEVATION



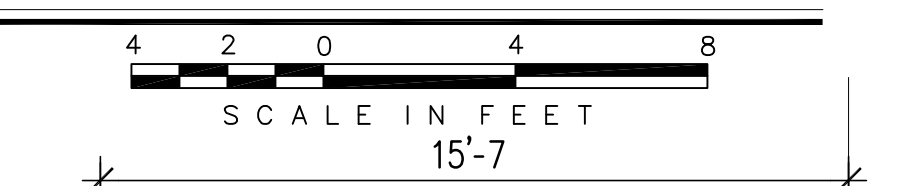
RIGHT END ELEVATION



LEFT END ELEVATION



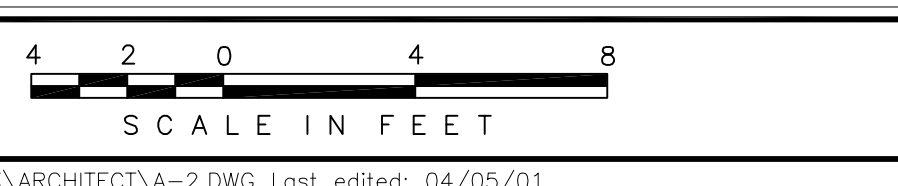
SECTION @ STAIR #4



SECTION @ STAIR #4



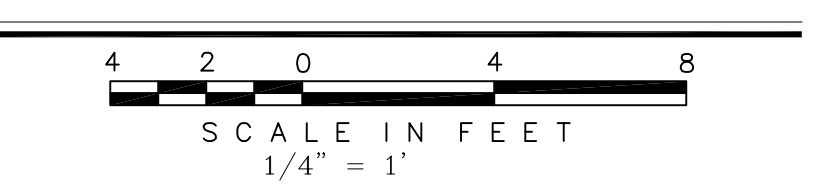
STAIR #4 - UPPER LEVEL



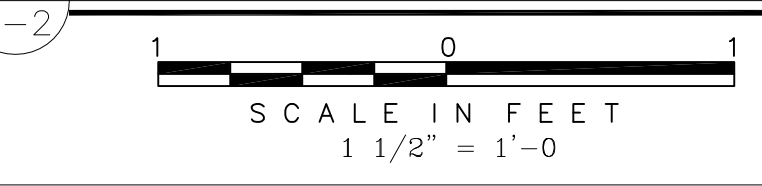
STAIR #4 - LOWER LEVEL



SECTION @ STAIR #9

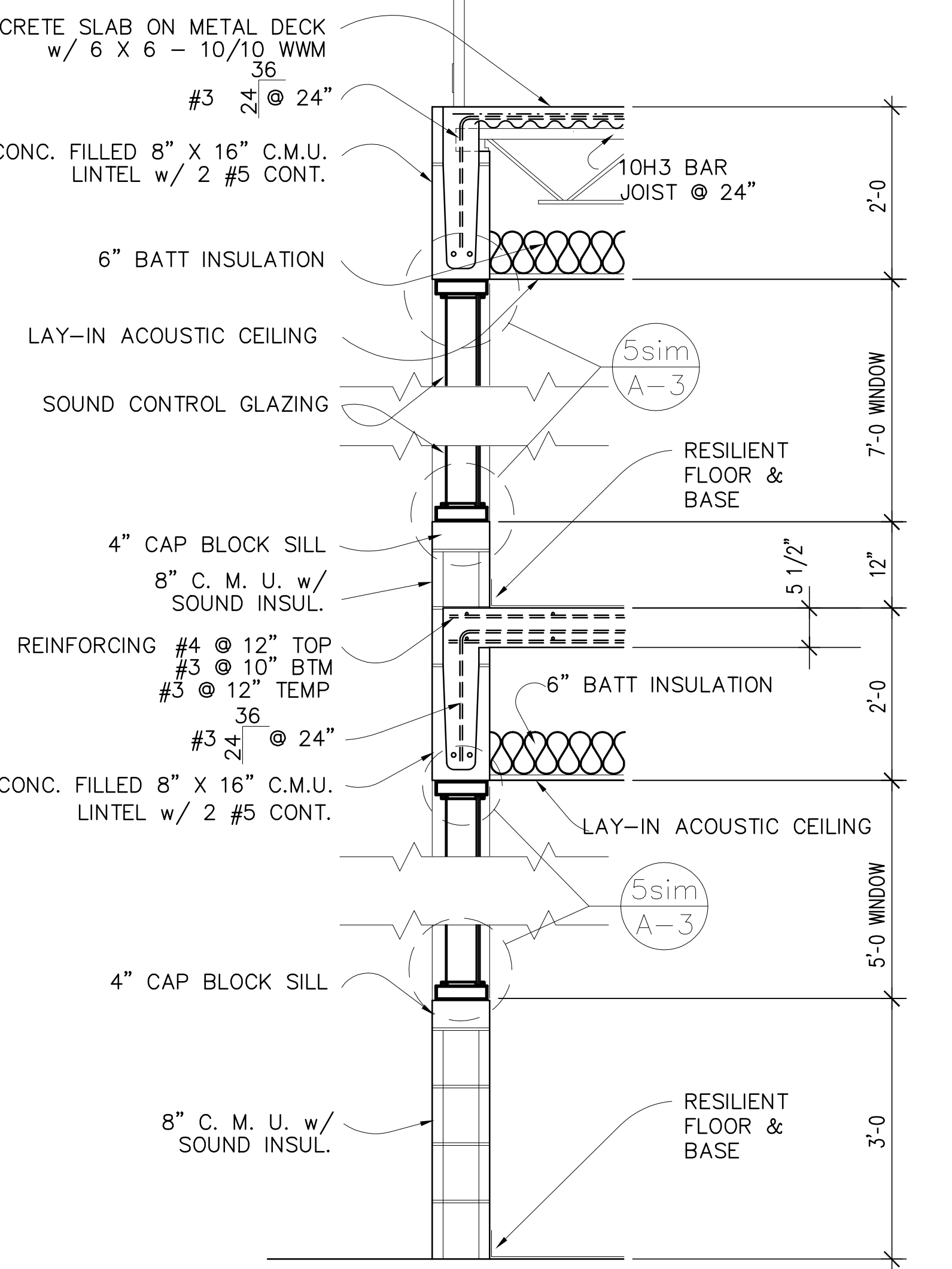
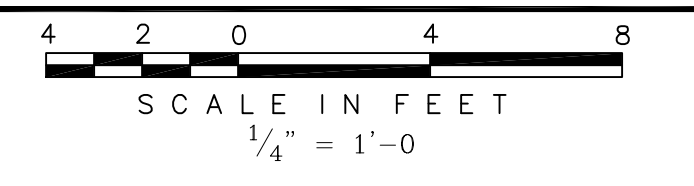


STAIR - DETAIL

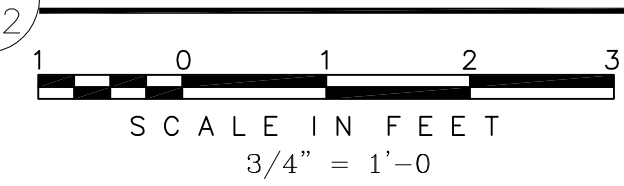


STAIR NOTES:
 DESIGN LOAD:
 100 psf PLUS MATERIAL DEAD LOAD ON STAIRS; 50 psf & 200# CONCENTRATED LOAD ON RAILINGS
 STRUCTURAL STEEL BOTH ROLLED SHAPES AND SHEET STOCK: ASTM-A36
 GAUGE METAL: ASTM A569 MIN. 30K YIELD
 WELDED WIRE FABRIC: McNICHOLS "WELDMESH" 2"x2"x.188, 1.18 psf OR EQUAL

CROSS SECTION



WALL SECTION



"RECORD DRAWINGS"

Rodney J. Gannuch, P.E.
 FLA. C.E. REG. NO. 53545

<p>Brown Cunningham Gannuch ARCHITECTS & CONSULTANTS METairie, LOUISIANA 70006 (504) 454-3866 License No. EB00008095</p>	<p>REVISIONS</p> <table border="1"> <tr> <th>NO.</th> <th>DATE</th> <th>CHKD</th> <th>DATE</th> <th>REVISED RFI #</th> </tr> <tr> <td> </td> <td> </td> <td> </td> <td> </td> <td> </td> </tr> </table>	NO.	DATE	CHKD	DATE	REVISED RFI #					
NO.	DATE	CHKD	DATE	REVISED RFI #							
<p>Burns & McDonnell SINCE 1888 9400 WARD PARKWAY KANSAS CITY, MO. 64114 Certification: EB0000253 BM3 24930</p>	<p>EVERGLADES CONSTRUCTION PROJECT STORMWATER TREATMENT AREA NO. 3/4 PUMP STATIONS G-370 & G-372 ELEVATIONS AND DETAILS CONTROL ROOM</p>										
<p>SOUTH FLORIDA WATER MANAGEMENT DISTRICT EVERGLADES CONSTRUCTION PROJECT 3301 GUN CLUB ROAD WEST PALM BEACH, FLORIDA 33406</p>	<p>CONTRACT NO. C-E304 DWG. NO. A-2</p>										

Copyright ©2001 by Burns & McDonnell Engineering Company, Inc.
 Scale For Microfilming
 Millimeters
 Inches

FINISH SCHEDULE

AREA	FLOOR	BASE	WALLS	CEILING	REMARKS
CONTROL ROOM	VINYL COMPOSITION TILE	4" RUBBER COVE	PAINTED C.M.U.	LAY-IN ACOUSTIC	
WORK/BREAK ROOM	VINYL COMPOSITION TILE	4" RUBBER COVE	PAINTED C.M.U.	LAY-IN ACOUSTIC	
LOCKER	VINYL COMPOSITION TILE	4" RUBBER COVE	PAINTED C.M.U.	LAY-IN ACOUSTIC	
SHOWER	VINYL COMPOSITION TILE	4" RUBBER COVE	PAINTED C.M.U.	PAINTED GYP. BD.	W/R GYP.BD.
JAN'T	CONC. w/ SEALANT	SAME AS WALL	PAINTED C.M.U.	PAINTED GYP. BD.	W/R GYP.BD.

INTERIOR: PRECAST CONCRETE WALL PANELS: MATCH THOROCOAT "NAVAJO WHITE", SYSTEM E-4
 UNDERSIDE OF ROOF DECKING: NO COATING
 STRUCTURAL STEEL: "MEDIUM GRAY", SYSTEM E-1 (EXCEPT FOR CRANE RAILS WHICH SHALL BE "YELLOW" TO MATCH CRANE
 METAL DOORS AND FRAMES: "MEDIUM GRAY"
 CONCRETE MASONRY UNITS: MATCH "NAVAJO WHITE"

EXTERIOR: PRECAST CONCRETE WALL PANELS: THOROCOAT "NAVAJO WHITE"
 PRECAST CONCRETE PILASTERS AND CAST-IN-PLACE CONCRETE PARAPET: ONE COAT THOROSEAL "HEAVY TEXTURE FINISH"
 BASE COAT AND ONE COAT THOROCOAT "AQUA BLUE"
 CAST-IN-PLACE CONCRETE WALLS ABOVE ELEV. 16.0: THOROCOAT "NAVAJO WHITE"
 CAST-IN-PLACE CONCRETE WALLS BELOW ELEV. 16.0 DOWN TO 1.0 FOOT ABOVE LOW WATER: THOROSEAL "NAVAJO WHITE"
 METAL DOORS AND FRAMES: MATCH "AQUA BLUE"

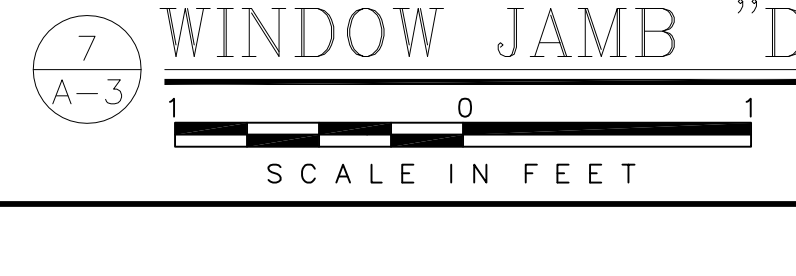
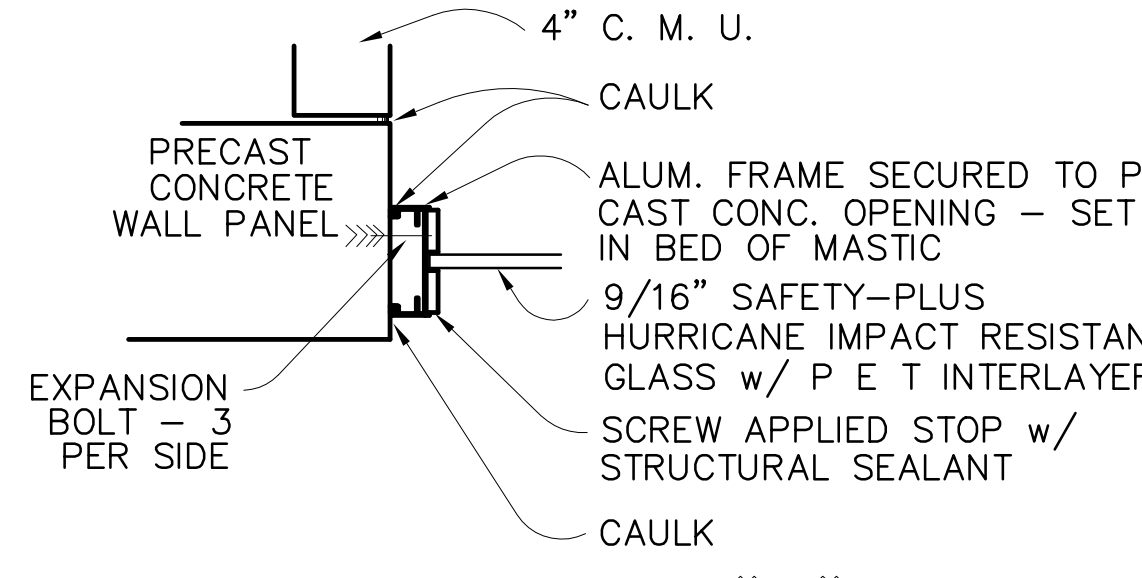
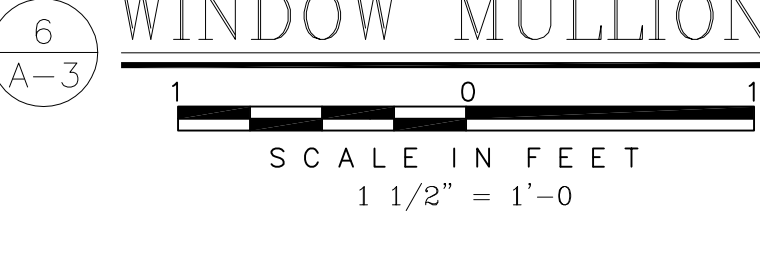
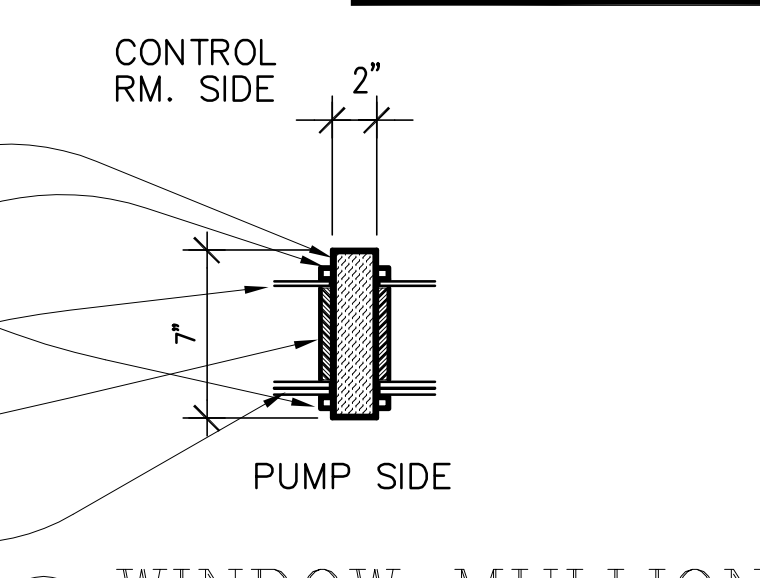
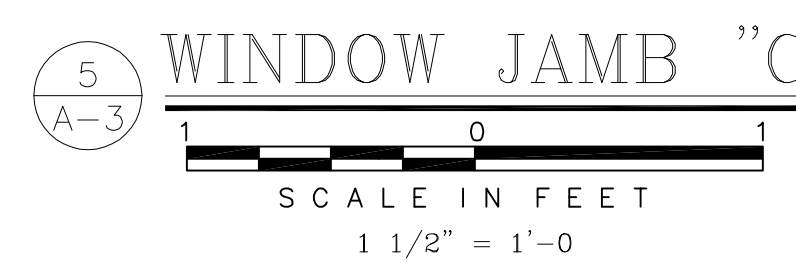
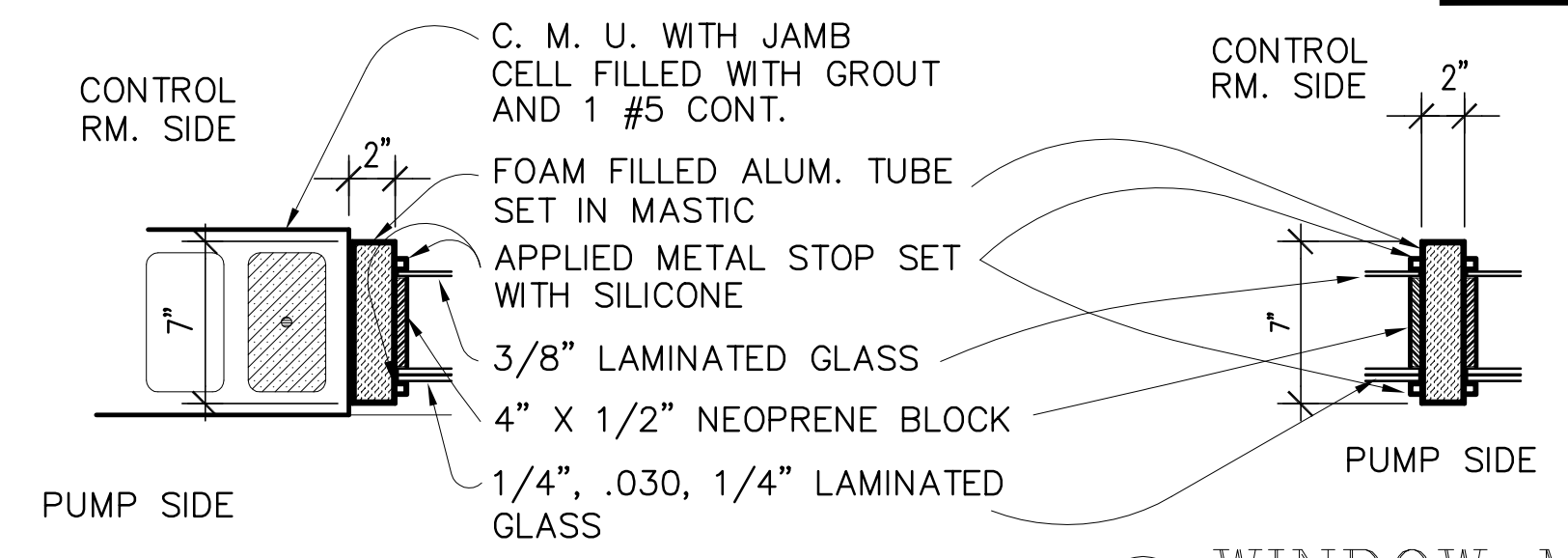
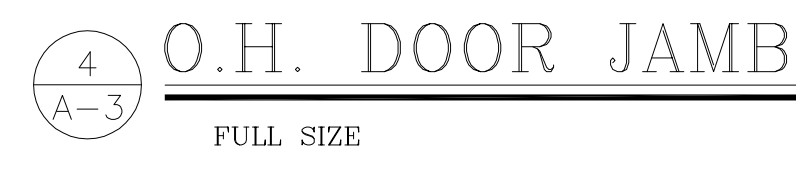
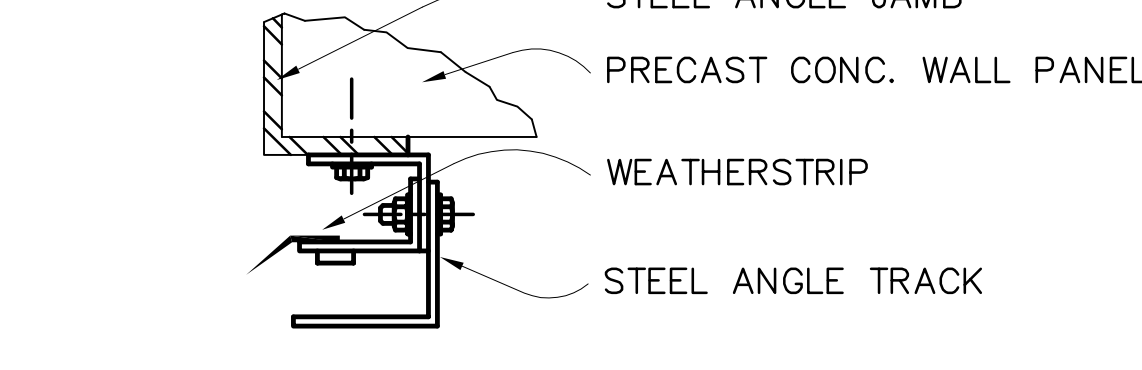
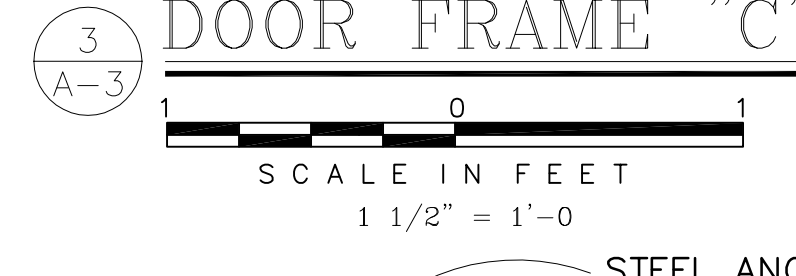
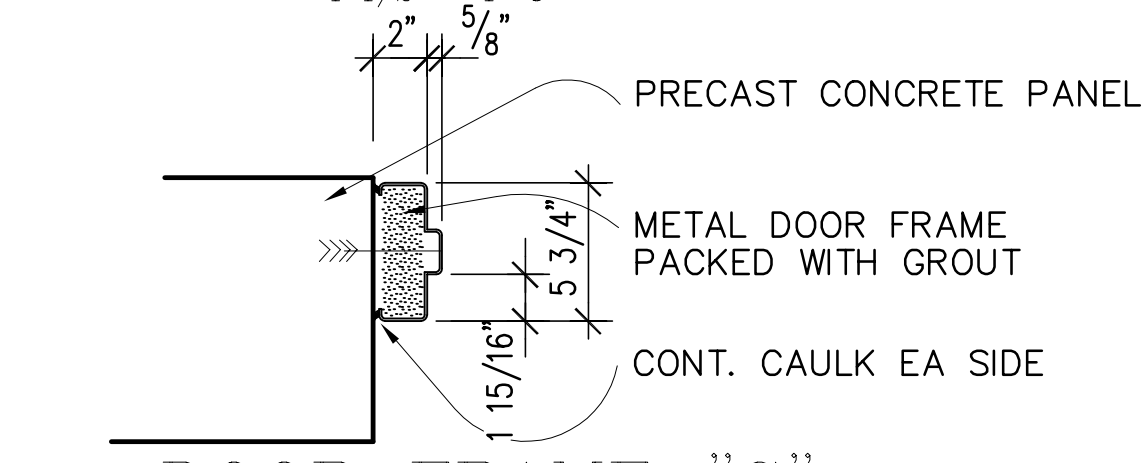
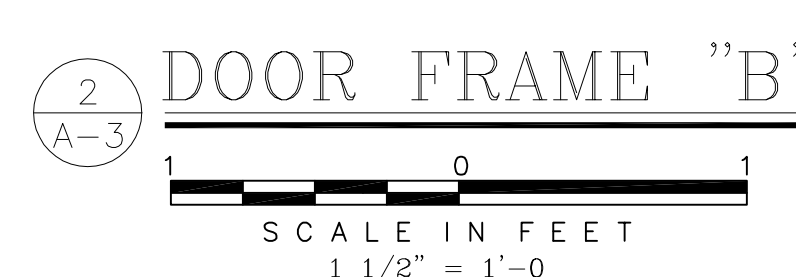
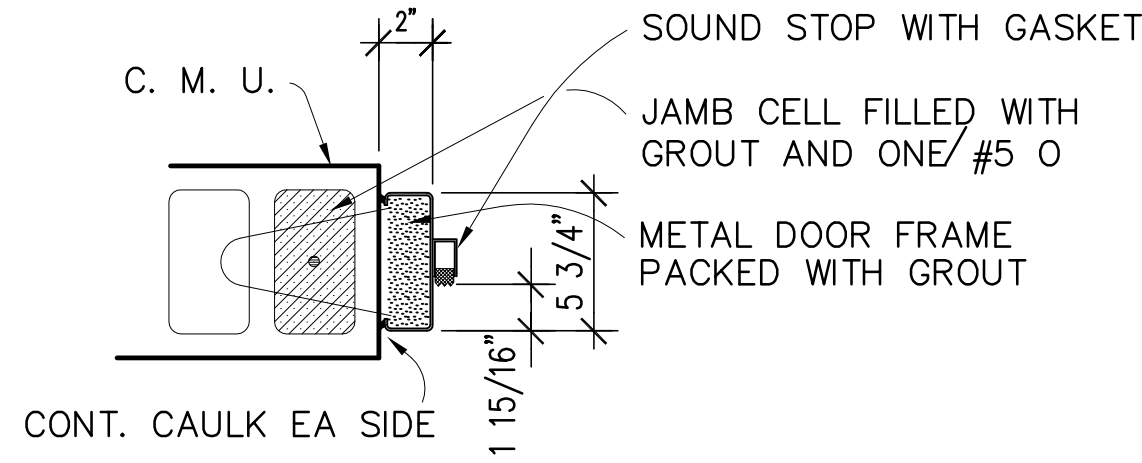
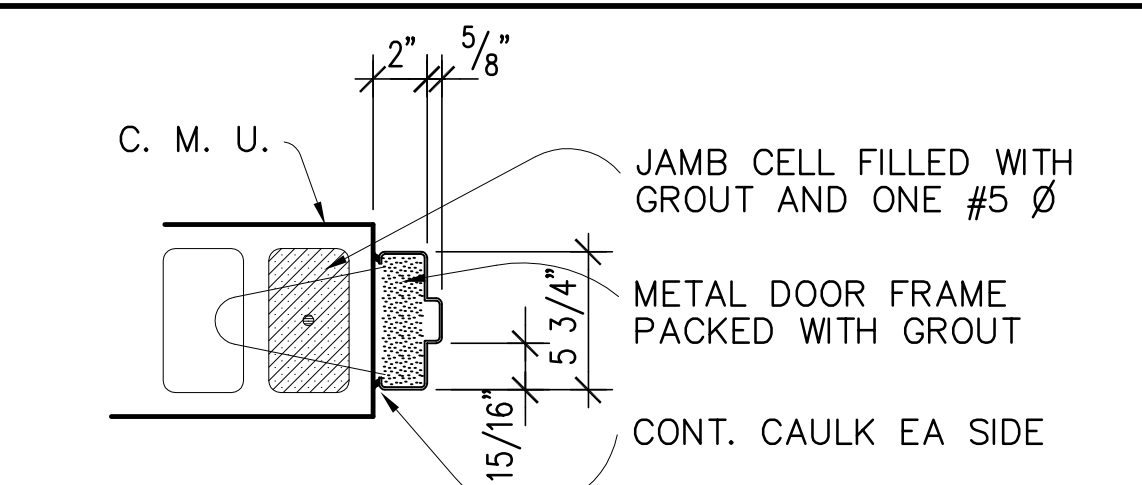
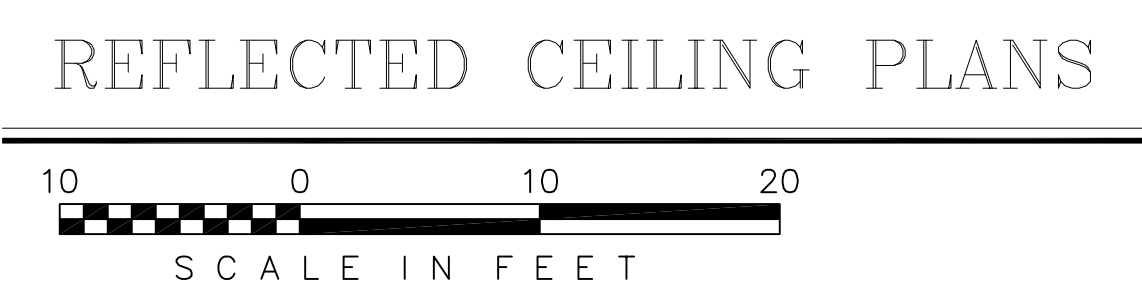
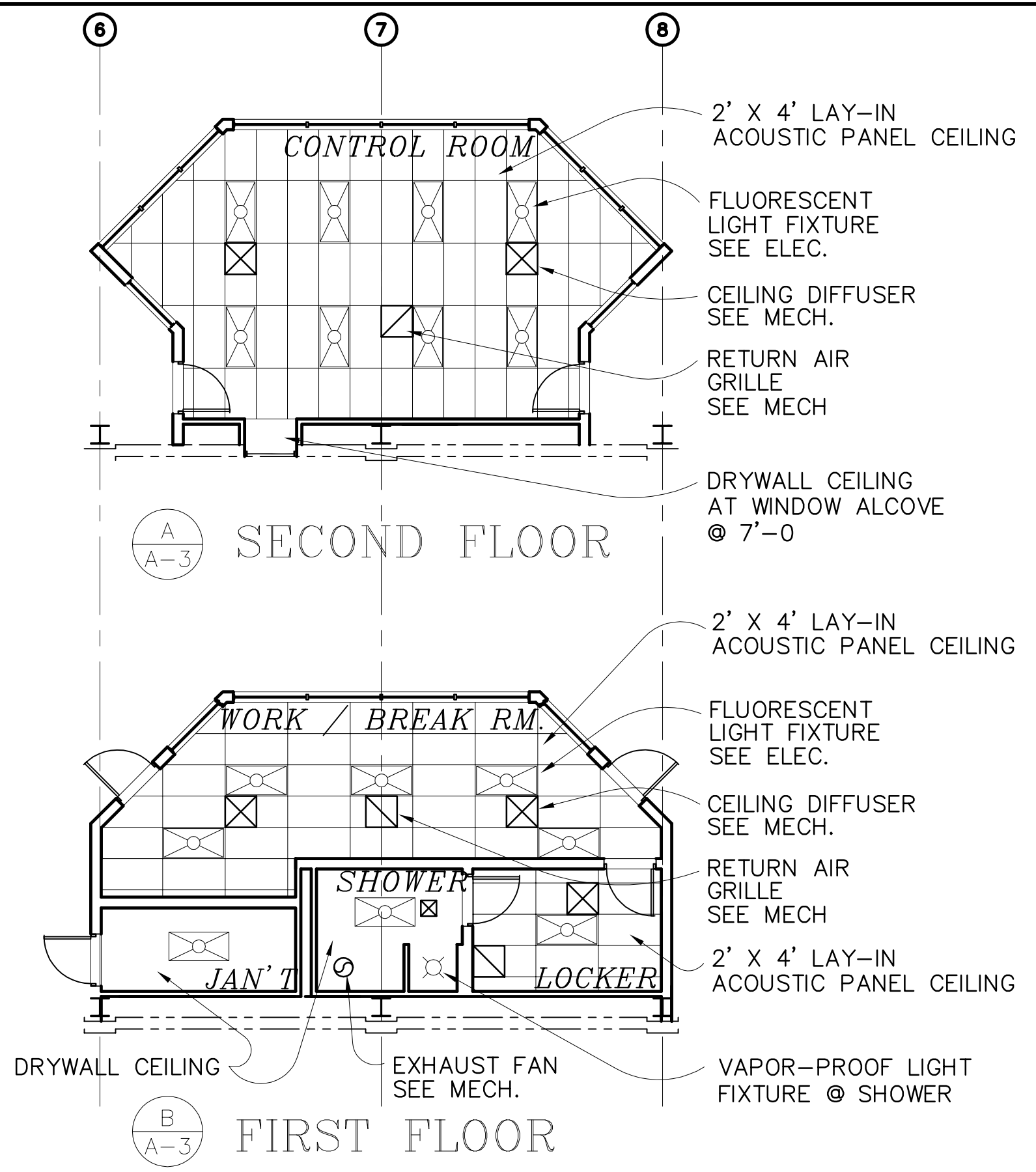
OPENING SCHEDULE

MARK	DISCRIPTION	SIZE	FRAME	HARDWARE	REMARKS
D1	16 GA FLUSH METAL DOOR	3'-0" X 7'-0" X 1 3/4"	14 GA. METAL - TYPE C	HW-3	SEE NOTE 1
D2	16 GA FLUSH METAL DOOR	3'-0" X 7'-0" X 1 3/4"	14 GA. METAL - TYPE C	HW-1	SEE NOTE 1
D3	16 GA FLUSH METAL DOOR	3'-0" X 7'-0" X 1 3/4"	14 GA. METAL - TYPE C	HW-1	SEE NOTE 1
D4	16 GA FLUSH METAL DOOR	3'-0" X 7'-0" X 1 3/4"	14 GA. METAL - TYPE C	HW-3	SEE NOTE 1
D5	OVERHEAD ROLL-UP DOOR	10' X 10'	BY DOOR MFRG.	HW-12	
D6	OVERHEAD ROLL-UP DOOR	14' X 14'	BY DOOR MFRG.	HW-12	
D7	SLIDING METAL DOOR	10' X 10'	BY DOOR MFRG.		
D8	16 GA FLUSH METAL DOOR	3'-0" X 7'-0" X 1 3/4"	14 GA. METAL - TYPE C	HW-3	SEE NOTE 1
D9	16 GA FLUSH METAL DOOR	3'-0" X 7'-0" X 1 3/4"	14 GA. METAL - TYPE C	HW-3	SEE NOTE 1
D10	18 GA FLUSH METAL DOOR	3'-0" X 7'-0" X 1 3/4"	16 GA. METAL - TYPE B	HW-2	SOUND GASKETS; SEE NOTE 2
D11	18 GA FLUSH METAL DOOR	3'-0" X 7'-0" X 1 3/4"	16 GA. METAL - TYPE B	HW-2	SOUND GASKETS; SEE NOTE 2
D12	18 GA FLUSH METAL DOOR	3'-0" X 7'-0" X 1 3/4"	16 GA. METAL - TYPE A	HW-11	SEE NOTE 2
D13	18 GA FLUSH METAL DOOR	3'-0" X 7'-0" X 1 3/4"	16 GA. METAL - TYPE A	HW-5	SEE NOTE 2
D14	18 GA FLUSH METAL DOOR	3'-0" X 7'-0" X 1 3/4"	16 GA. METAL - TYPE A	HW-7	SEE NOTE 2
D15	18 GA FLUSH METAL DOOR	3'-0" X 7'-0" X 1 3/4"	16 GA. METAL - TYPE B	HW-2	SOUND GASKETS; SEE NOTE 2
D16	18 GA FLUSH METAL DOOR	3'-0" X 7'-0" X 1 3/4"	16 GA. METAL - TYPE B	HW-2	SOUND GASKETS; SEE NOTE 2
D17	16 GA FLUSH METAL DOOR	3'-0" X 7'-0" X 1 3/4"	14 GA. METAL - TYPE A	HW-10	AIR GASKETS; SEE NOTE 1
D18	16 GA FLUSH METAL DOOR	3'-0" X 7'-0" X 1 3/4"	14 GA. METAL - TYPE A	HW-10	AIR GASKETS; SEE NOTE 1

MARK	DISCRIPTION	SIZE	FRAME	GLAZING	REMARKS
W1	FIXED INSULATED SOUND WINDOW	4'-4" X 5'-0"	ALUM."C"	1/4" (.030) 1/4" (4" A/S) 3/8"	SAFETY GLASS - STC 49
W2	FIXED INSULATED SOUND WINDOW	4'-4" X 5'-0"	ALUM."C"	1/4" (.030) 1/4" (4" A/S) 3/8"	SAFETY GLASS - STC 49
W3	FIXED INSULATED SOUND WINDOW	19'-0" X 5'-0"	ALUM."C"	1/4" (.030) 1/4" (4" A/S) 3/8"	SAFETY GLASS - STC 49
W4	FIXED INSULATED SOUND WINDOW	19'-0" X 7'-0"	ALUM."C"	1/4" (.030) 1/4" (4" A/S) 3/8"	SAFETY GLASS - STC 49
W5	FIXED INSULATED SOUND WINDOW	10'-7" X 7'-0"	ALUM."C"	1/4" (.030) 1/4" (4" A/S) 3/8"	SAFETY GLASS - STC 49
W6	FIXED INSULATED SOUND WINDOW	10'-7" X 7'-0"	ALUM."C"	1/4" (.030) 1/4" (4" A/S) 3/8"	SAFETY GLASS - STC 49
W7	FIXED INSULATED SOUND WINDOW	4'-0" X 5'-0"	ALUM."C"	1/4" (.030) 1/4" (4" A/S) 3/8"	SAFETY GLASS - STC 49
W8	FIXED INSULATED SOUND WINDOW	4'-0" X 5'-0"	ALUM."C"	1/4" (.030) 1/4" (4" A/S) 3/8"	SAFETY GLASS - STC 49
W9	FIXED HURRICANE WINDOW	3'-4" X 5'-0"	ALUM."D"	IMPACT RESISTANT GLASS	

NOTE 1 DOORS & FRAMES ARE COATED WITH AN E-2 COATING SYSTEM PER SECTION 09900

NOTE 2 DOORS & FRAMES ARE COATED WITH AN E-1 EPOXY COATING SYSTEM PER SECTION 09900



COPYRIGHT ©2001 BY BURNS & MCDONNELL ENGINEERING COMPANY, INC.

Scale For Microfilming
Inches
Millimeters

BURNS & MCDONNELL
 ENGINEERS, ARCHITECTS & CONSULTANTS
 9400 WARD PARKWAY
 KANSAS CITY, MO 64114
 METARE, LOUISIANA 70006
 (504) 454-3866
 License No. EB0000253
 BM3 24930

Brown Cunningham Gannuch
 CONSULTANTS
 5/10/2001
 DATE

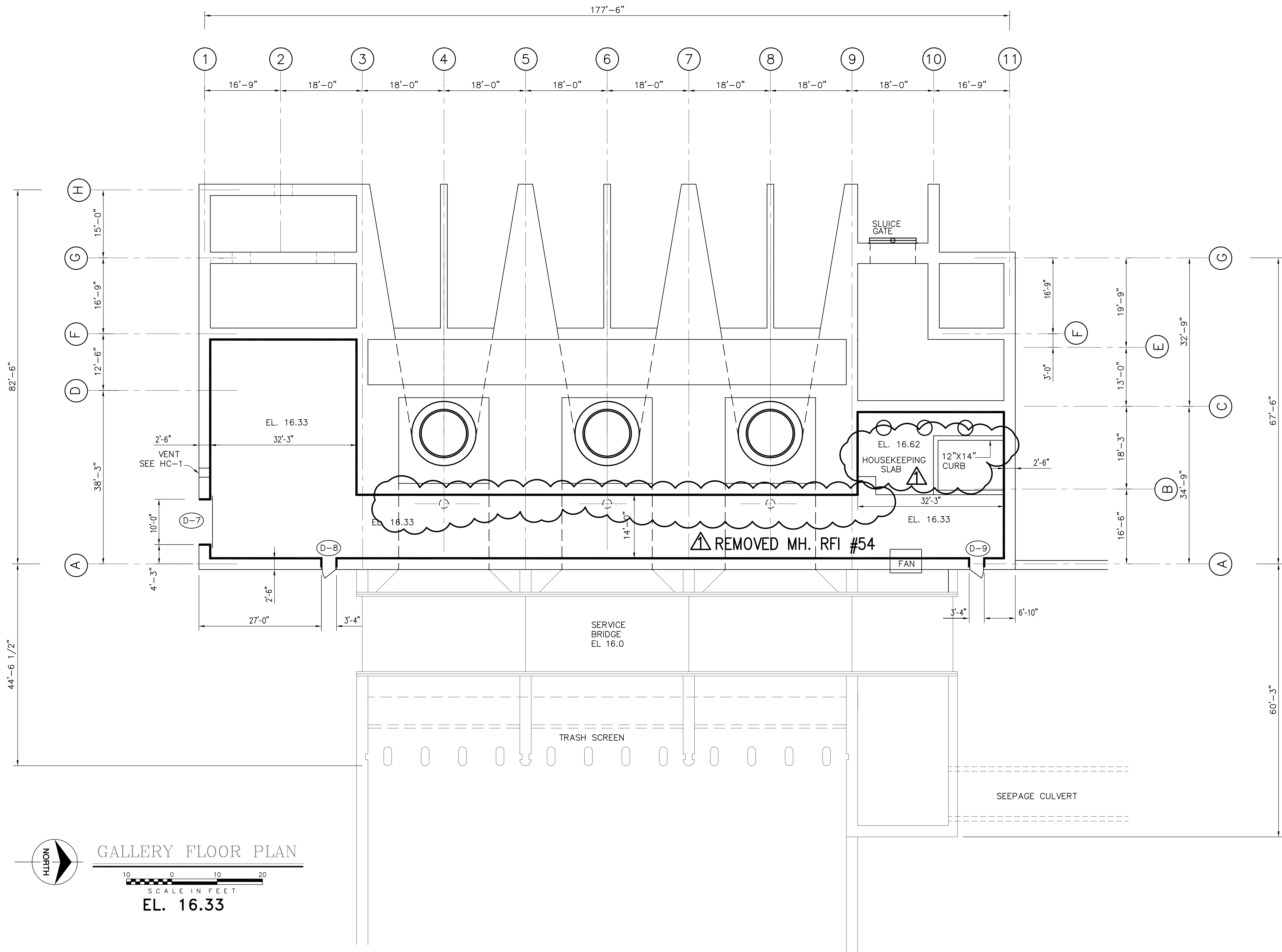
EVERGLADES CONSTRUCTION PROJECT
STORMWATER TREATMENT AREA NO. 3/4
PUMP STATIONS G-370 & G-372
PUMP STATIONS G-370 & G-372
SCHEDULES AND DETAILS
CONTROL ROOM

SOUTH FLORIDA WATER MANAGEMENT DISTRICT
 EVERGLADES CONSTRUCTION PROJECT
 3301 GUN CLUB ROAD
 WEST PALM BEACH, FLORIDA 33406

Rodney J. Gannuch, P.E.
 FLA. C.E. REG. NO. 53545

CONTRACT NO. C-E304
 DWG. NO. A-3

"RECORD DRAWINGS"



GALLERY FLOOR PLAN
 SCALE IN FEET
 EL. 16.33

Rodney J. Gannuch, P.E.
 FLA. C.E. REG. NO. 53545



SOUTH FLORIDA WATER MANAGEMENT DISTRICT
 EVERGLADES CONSTRUCTION PROJECT
 3301 GUN CLUB ROAD
 WEST PALM BEACH, FLORIDA 33406

EVERGLADES CONSTRUCTION PROJECT
 STORMWATER TREATMENT AREA NO. 3/4
 PUMP STATIONS G-370 & G-372
 PUMP STATION G-370
 PLAN @ EL. 16.33

Burns & McDonnell
 SINCE 1888
 9400 WARD PARKWAY
 KANSAS CITY, MO. 64114
 Certification: EB0000253
 BM37 24930

Brown Cunningham Gannuch
 ARCHITECTS - CONSULTANTS
 METAFARE LOUISIANA 70006
 (504) 454-3866
 License No. EB00008095

LRM	CHKD	DESIGN	CHKD	DATE

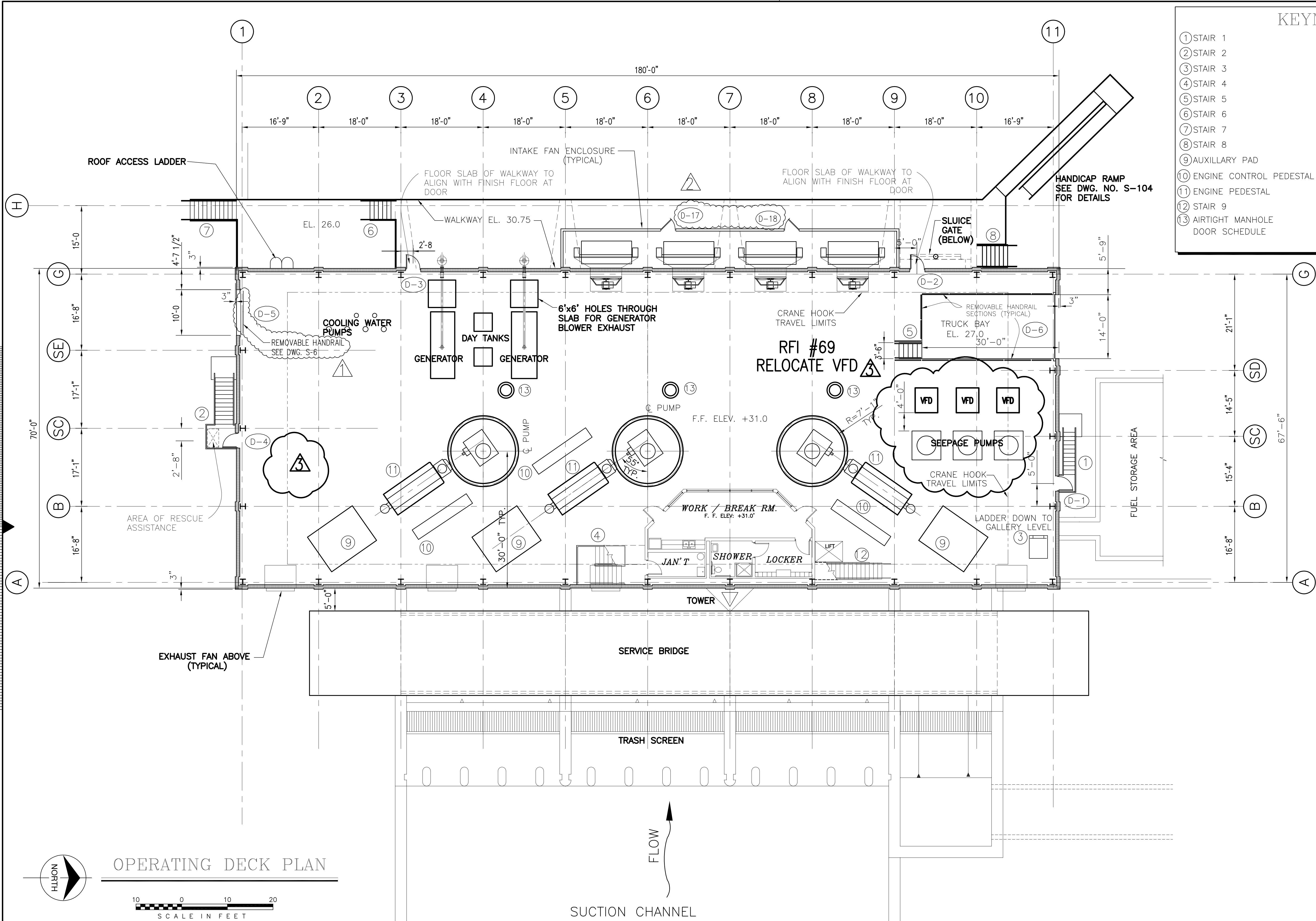
NO.	DATE	CHKD	REVISIONS
1	6-15-04		REVISED PER RFI #54, SHOWED SLAB

CONTRACT NO.
 C-E304
 DWG. NO.
 A-101

"RECORD DRAWINGS"

KEYNOTES:

① STAIR 1	SEE DETAIL DWG. NO. S-136
② STAIR 2	SEE DETAIL DWG. NO. S-136
③ STAIR 3	SEE DETAIL DWG. NO. S-137
④ STAIR 4	SEE DETAIL DWG. NO. A-2
⑤ STAIR 5	SEE DETAIL DWG. NO. S-138
⑥ STAIR 6	SEE DETAIL DWG. NO. S-138
⑦ STAIR 7	SEE DETAIL DWG. NO. S-138
⑧ STAIR 8	SEE DETAIL DWG. NO. S-140
⑨ AUXILIARY PAD	VENDOR SUPPLIED
⑩ ENGINE CONTROL PEDESTAL	SEE DETAIL DWG. NO. S-4
⑪ ENGINE PEDESTAL	SEE DETAIL DWG. NO. S-4
⑫ STAIR 9	SEE DETAIL DWG. NO. A-2
⑬ AIRTIGHT MANHOLE DOOR SCHEDULE	SEE DETAIL DWG. NO. A-3

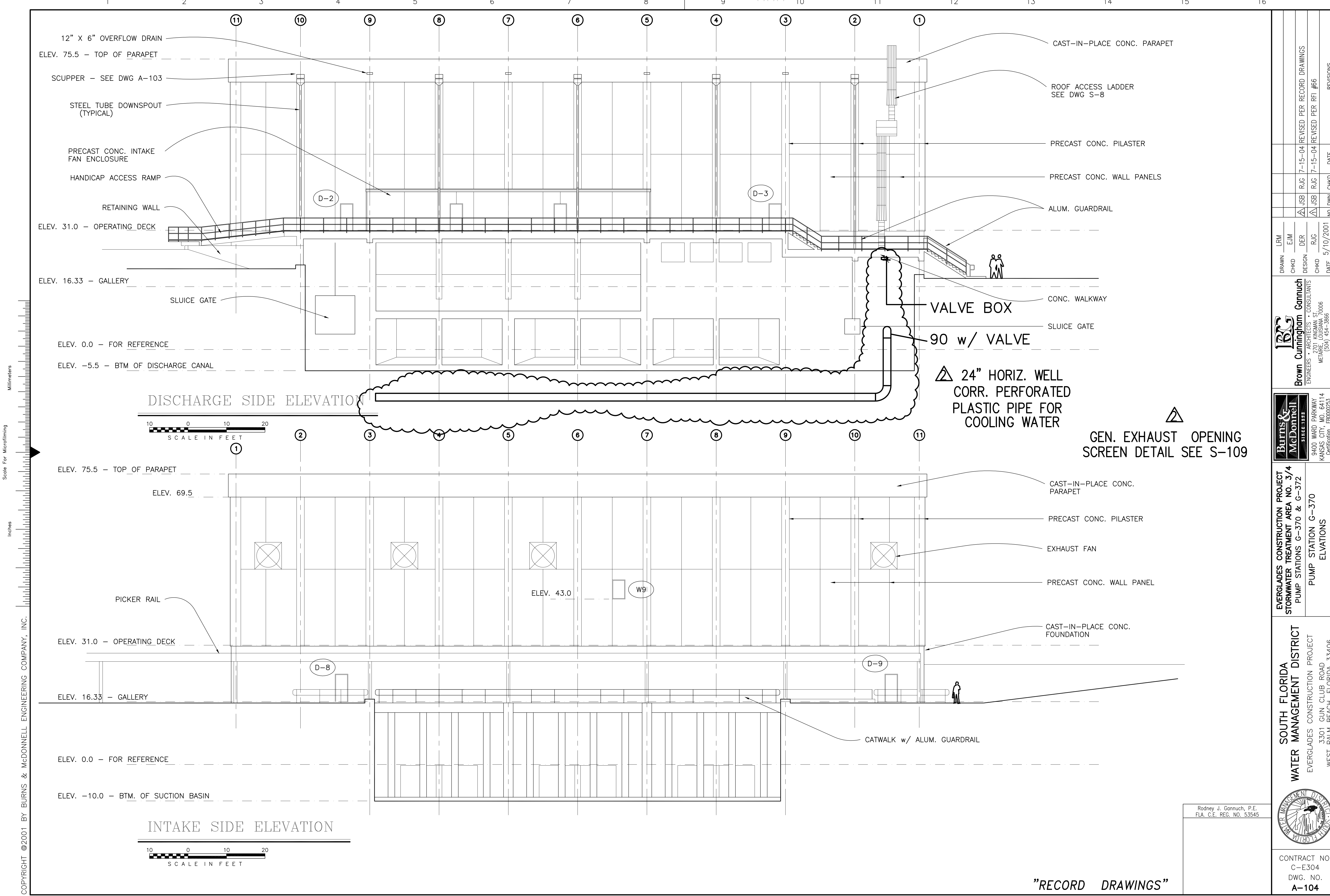


OPERATING DECK PLAN
 SCALE IN FEET
 EL. 31.0

Scale For Microfilming
 Millimeters
 Inches

COPYRIGHT ©2001 BY BURNS & MCDONNELL ENGINEERING COMPANY, INC.

 BROWN CUNNINGHAM GANNUCH ARCHITECTS & CONSULTANTS METairie, LOUISIANA 70006 License No. EB00008095	LRM RUG CHKD	RUG RUG RUG	7-15-04 7-11-01 6-29-01	REVISED PER RFI #69, LADDER OUT SO.END REVISED PER ADDENDUM NO.4 REVISED PER ADDENDUM NO.3	REVISIONS
	DRAWN CHKD	LRM EJM CHKD	DATE 5/10/2001	NO. DATE	CHKO DATE
 Burns & McDonnell SINCE 1888 9400 WARD PARKWAY KANSAS CITY, MO 64114 Certification: EB0000253 BM31 24930	EVERGLADES CONSTRUCTION PROJECT STORMWATER TREATMENT AREA NO. 3/4 PUMP STATIONS G-370 & G-372 PUMP STATION G-370 OPERATING DECK PLAN				
SOUTH FLORIDA WATER MANAGEMENT DISTRICT EVERGLADES CONSTRUCTION PROJECT 3301 GUN CLUB ROAD WEST PALM BEACH, FLORIDA 33406	Rodney J. Gannuch, P.E. FLA. C.E. REG. NO. 53545				
CONTRACT NO. C-E304 DWG. NO. A-102	"RECORD DRAWINGS"				



DISCHARGE SIDE ELEVATION



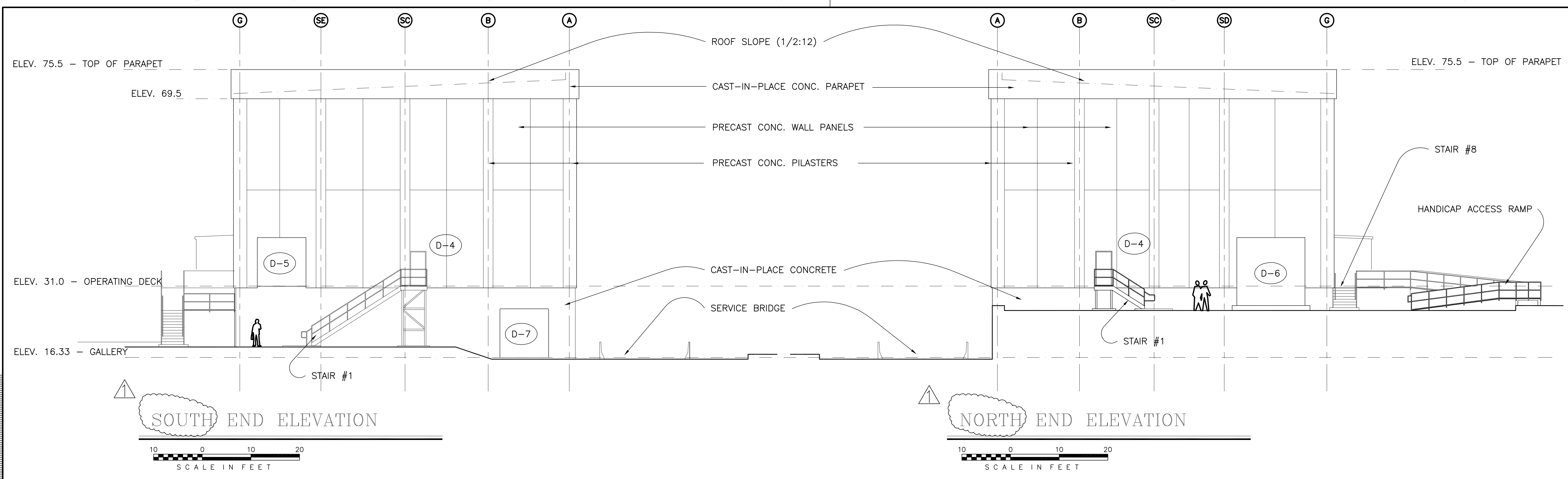
INTAKE SIDE ELEVATION



<p>Brown Cunningham Gannuch ENGINEERS - ARCHITECTS - CONSULTANTS METairie, LOUISIANA 70006 (504) 454-3866 License No. EB00008095</p>		LRM DRAWN CHKD DESIGN CHKD DATE 5/10/2001	REVISIONS DATE CHKD NO.
<p>Burns & McDonnell SINCE 1888 9400 WARD PARKWAY KANSAS CITY, MO 64114 Certification: EB0000253 Blc# 24930</p>		ERM EIM DER R/G CHKD DATE	RUG 7-15-04 REVISED PER RECORD DRAWINGS RUG 7-15-04 REVISED PER RFI #66
EVERGLADES CONSTRUCTION PROJECT STORMWATER TREATMENT AREA NO. 3/4 PUMP STATIONS G-370 & G-372 PUMP STATION G-370 ELEVATIONS 1 OF 2		SOUTH FLORIDA WATER MANAGEMENT DISTRICT EVERGLADES CONSTRUCTION PROJECT 3301 GUN CLUB ROAD WEST PALM BEACH, FLORIDA 33406	CONTRACT NO. C-E304 DWG. NO. A-104

"RECORD DRAWINGS"

COPYRIGHT ©2001 BY BURNS & McDONNELL ENGINEERING COMPANY, INC.



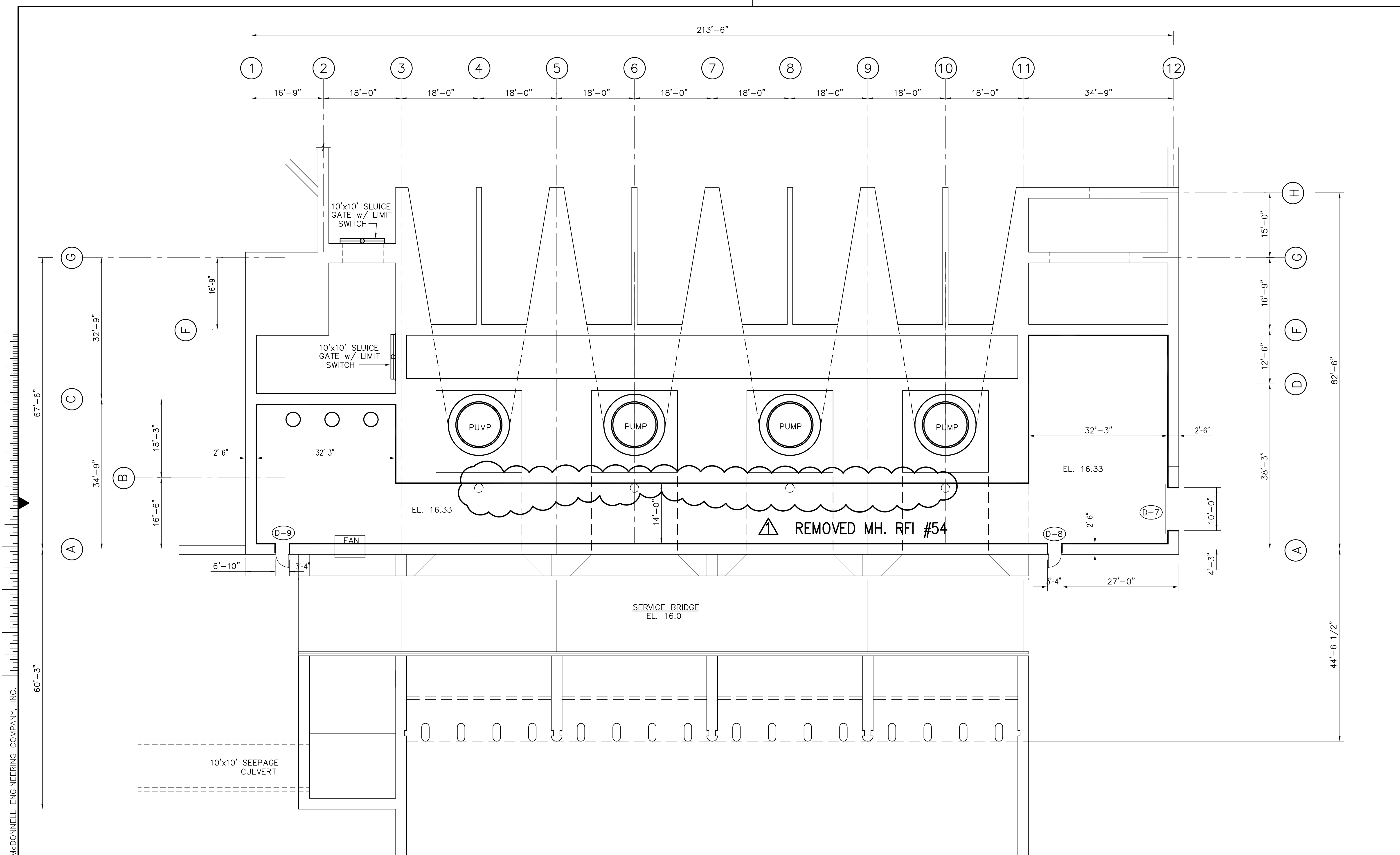
SOUTH END ELEVATION
 SCALE IN FEET

NORTH END ELEVATION
 SCALE IN FEET

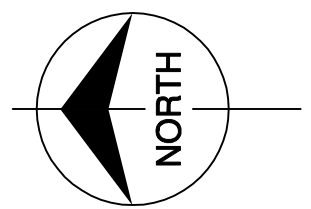
Millimeters
 Scale For Microfilming
 Inches

LRM DRAWN CHKD EJM DER R/G CHKD DATE 4/20/2001		DESIGN R/G DATE 4/20/2001		NO. DWN CHKD DATE		REVISIONS	
Brown Cunningham Gannuch ARCHITECTS & CONSULTANTS METairie, LOUISIANA 70006 (504) 454-3866 License No. EB00008095		Burns & McDonnell SINCE 1888 9400 WARD PARKWAY KANSAS CITY, MO 64114 Certification: EB0000253 BM37 24930		EVERGLADES CONSTRUCTION PROJECT STORMWATER TREATMENT AREA NO. 3/4 PUMP STATIONS G-370 & G-372 PUMP STATION G-370 ELEVATIONS 2 OF 2		SOUTH FLORIDA WATER MANAGEMENT DISTRICT EVERGLADES CONSTRUCTION PROJECT 3301 GUN CLUB ROAD WEST PALM BEACH, FLORIDA 33406	
Rodney J. Gannuch, P.E. FLA. C.E. REG. NO. 53545		SOUTH FLORIDA WATER MANAGEMENT DISTRICT		CONTRACT NO. C-E304 DWG. NO. A-105		"RECORD DRAWINGS"	

COPYRIGHT ©2001 BY BURNS & McDONNELL ENGINEERING COMPANY, INC.



GALLERY FLOOR PLAN



EL. 16.33

COPYRIGHT ©2001 BY BURNS & MCDONNELL ENGINEERING COMPANY, INC.

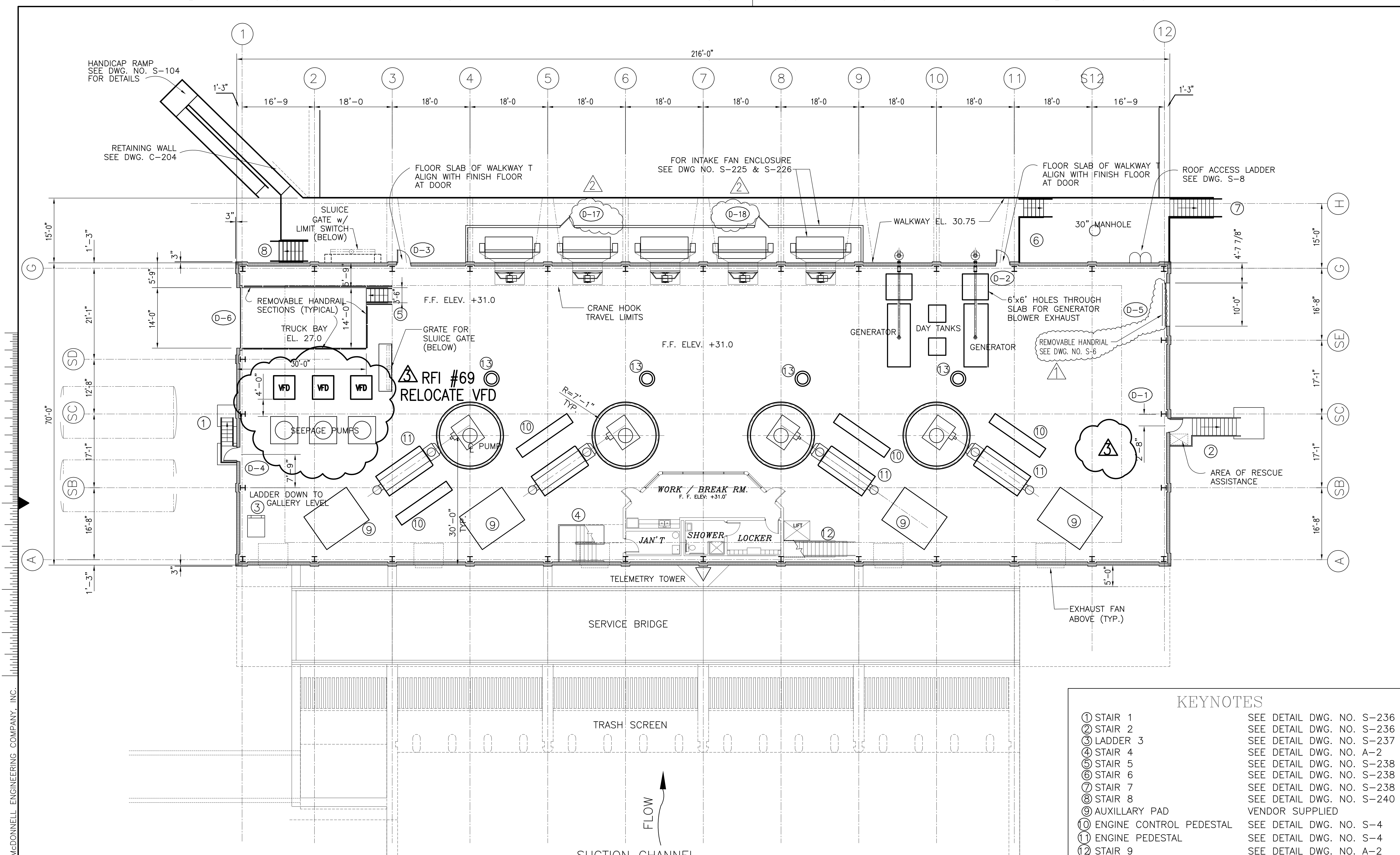
Scale For Microfilming
Inches
Millimeters

 BURNS & MCDONNELL SINCE 1888 ENGINEERS, ARCHITECTS, CONSULTANTS 9400 WARD PARKWAY KANSAS CITY, MO. 64114 Certificate: ER0000253 License: 24930		EVERGLADES CONSTRUCTION PROJECT STORMWATER TREATMENT AREA NO. 3/4 PUMP STATIONS G-370 & G-372 PUMP STATION G-372 PLAN @ EL. 16.33	SOUTH FLORIDA WATER MANAGEMENT DISTRICT EVERGLADES CONSTRUCTION PROJECT 3301 GUN CLUB ROAD WEST PALM BEACH, FLORIDA 33406
DRAWN: JSB CHKD: EJM DESIGN: DER CHKD: RJC DATE: 2/2001	BROWN CUNNINGHAM GANNUCH ARCHITECTS 1001 N. GULF BLVD. SUITE 200 MIAMI, FLORIDA 33131 License No. EB0008095	REVISIONS NO. DATE CHKO DATE	

Rodney J. Gannuch, P.E.
FLA. C.E. REG. NO. 53545

CONTRACT NO.
C-E304
DWG. NO.
A-201

"CONFORMED-ISSUED FOR CONSTRUCTION"



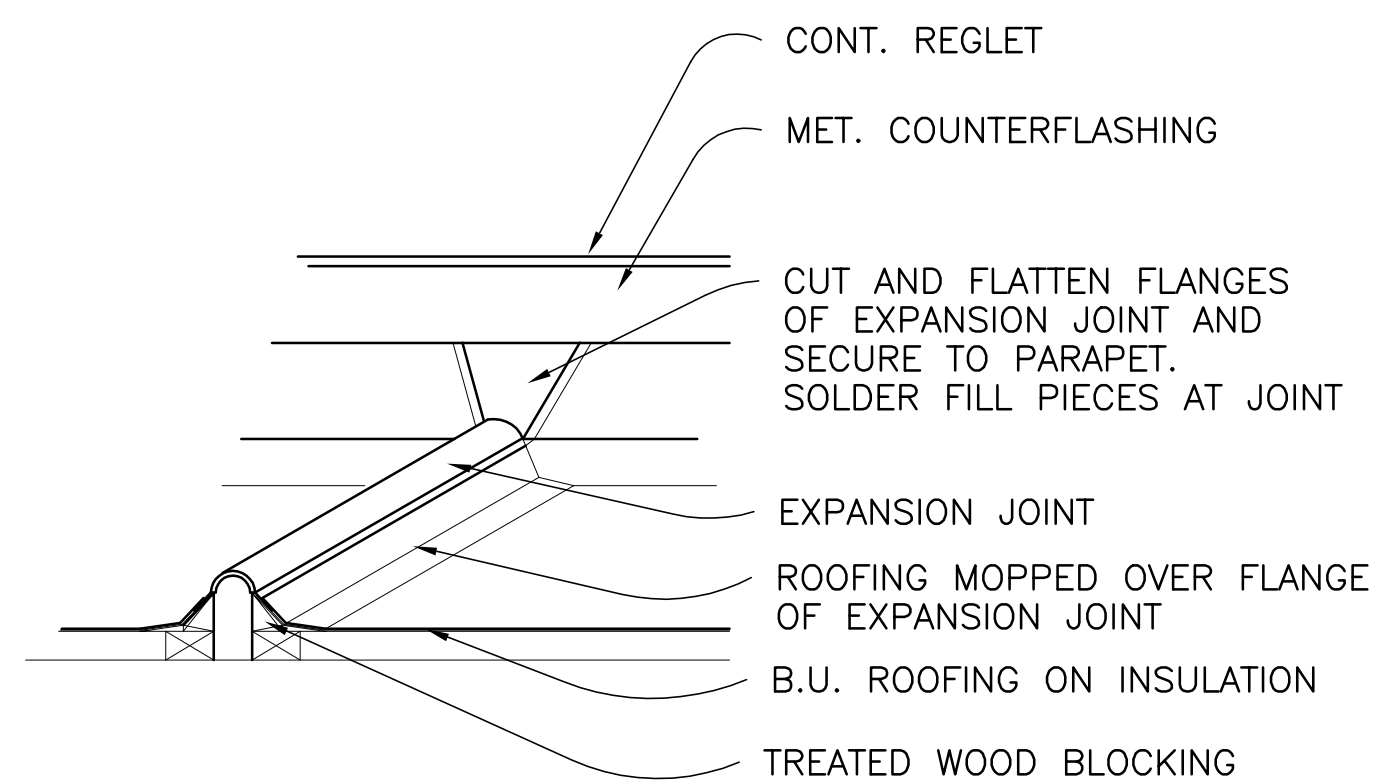
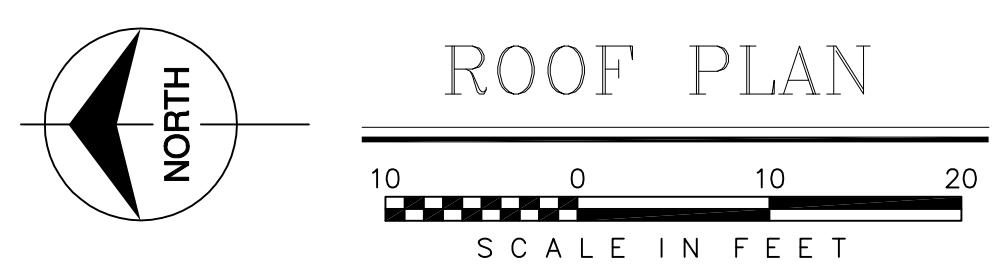
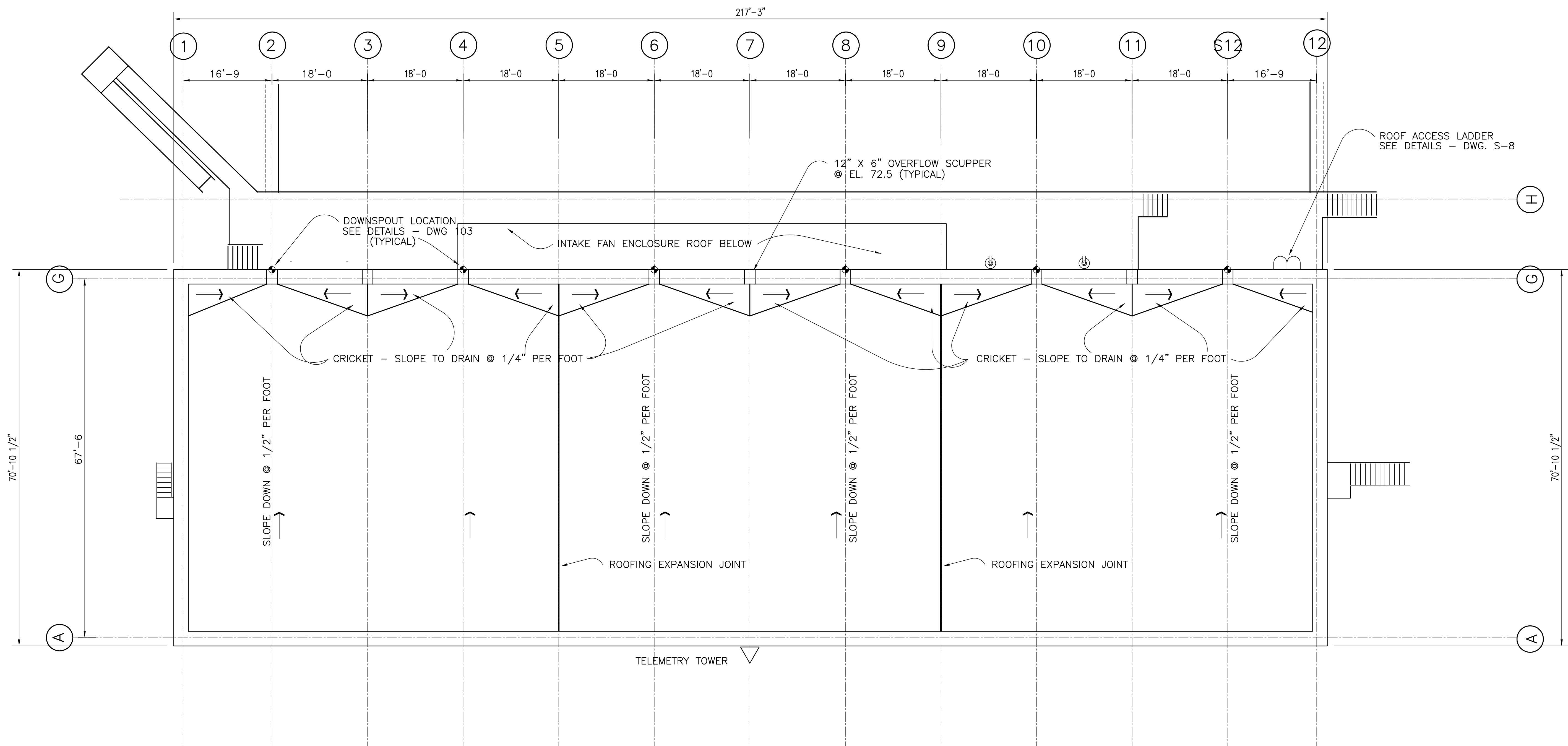
OPERATING DECK PLAN
 SCALE IN FEET
 EL. 31.0

KEYNOTES	
① STAIR 1	SEE DETAIL DWG. NO. S-236
② STAIR 2	SEE DETAIL DWG. NO. S-236
③ LADDER 3	SEE DETAIL DWG. NO. S-237
④ STAIR 4	SEE DETAIL DWG. NO. A-2
⑤ STAIR 5	SEE DETAIL DWG. NO. S-238
⑥ STAIR 6	SEE DETAIL DWG. NO. S-238
⑦ STAIR 7	SEE DETAIL DWG. NO. S-238
⑧ STAIR 8	SEE DETAIL DWG. NO. S-240
⑨ AUXILIARY PAD	VENDOR SUPPLIED
⑩ ENGINE CONTROL PEDESTAL	SEE DETAIL DWG. NO. S-4
⑪ ENGINE PEDESTAL	SEE DETAIL DWG. NO. S-4
⑫ STAIR 9	SEE DETAIL DWG. NO. A-2
⑬ AIRTIGHT MANHOLE DOOR SCHEDULE	SEE DETAIL DWG. NO. A-3

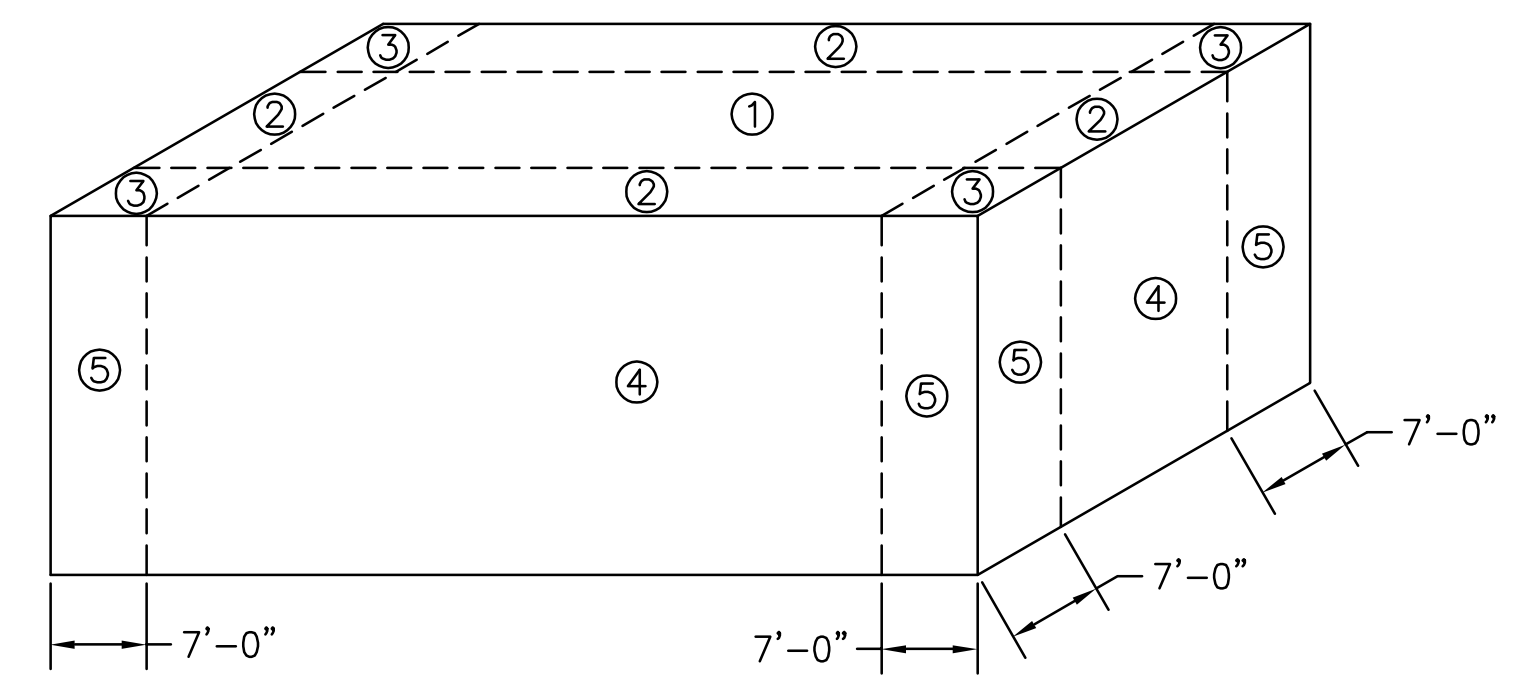
COPYRIGHT ©2001 BY BURNS & MCDONNELL ENGINEERING COMPANY, INC.

Scale For Microfilming
 Inches
 Scale For Microfilming
 Millimeters

 BROWN CUNNINGHAM GANNUCH ARCHITECTS CONSULTANTS 9400 WARD PARKWAY KANSAS CITY, MO 64114 METAFRE LOUISIANA 70006 (504) 454-3866 Certificate: ER0000253 License No. EB00008095	DRAWN: LRM CHKD: EJM DESIGN: DER R/G: R/G CHKD: R/G DATE: 5/10/2001	REVISIONS NO. DATE CHKD DATE 1 2 3 4 5 6 7 8 9 10 11 12 13 14 15 16	
	EVERGLADES CONSTRUCTION PROJECT STORMWATER TREATMENT AREA NO. 3/4 PUMP STATIONS G-370 & G-372 PUMP STATION G-372 OPERATING DECK	SOUTH FLORIDA WATER MANAGEMENT DISTRICT EVERGLADES CONSTRUCTION PROJECT 3301 GUN CLUB ROAD WEST PALM BEACH, FLORIDA 33406	CONTRACT NO. C-E304 DWG. NO. A-202
	Rodney J. Gannuch, P.E. FLA. C.E. REG. NO. 53545	"RECORD DRAWINGS"	REVISIONS
	EVERGLADES CONSTRUCTION PROJECT STORMWATER TREATMENT AREA NO. 3/4 PUMP STATIONS G-370 & G-372 PUMP STATION G-372 OPERATING DECK		



ROOFING EXPANSION JOINT
N.T.S.



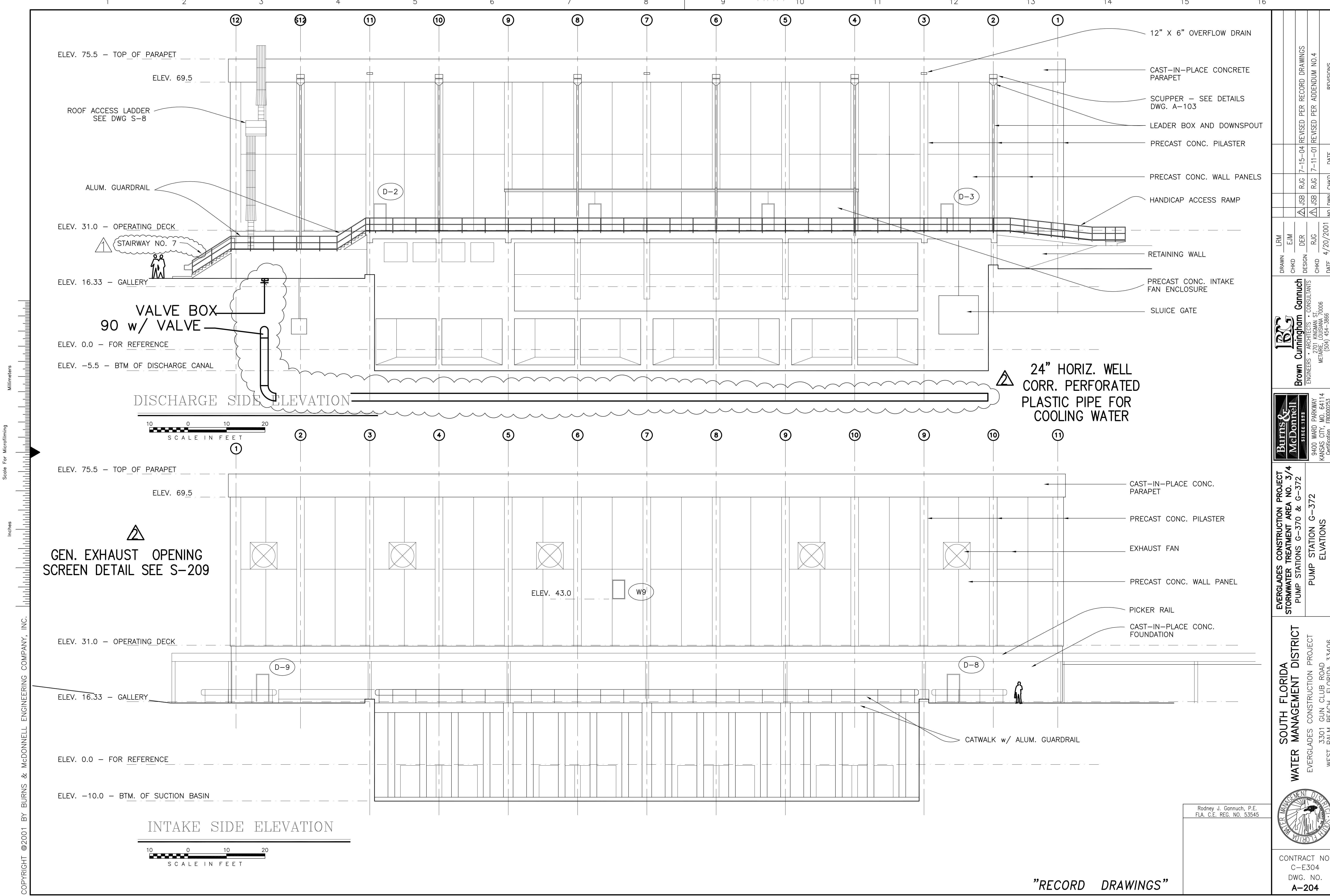
ZONE	MAXIMUM OUTWARD, (PSF) - MAIN BUILDING					
	TRIBUTARY AREA, (SF)					
	1 TO 10	20	50	100	200	>500
1	-52.14	-50.81	-49.05	-47.72	-47.72	-47.72
2	-87.48	-78.17	-65.86	-56.55	-56.55	-56.55
3	-131.67	-109.05	-79.16	-56.55	-56.55	-56.55
4	+/- 56.55	+/- 54.21	+/- 51.10	+/- 48.75	+/- 46.40	+/- 43.30
5	+/- 69.81	+/- 65.11	+/- 58.90	+/- 54.21	+/- 49.81	+/- 43.30

COMPONENT AND CLADDING PRESSURE ZONES

Rodney J. Gannuch, P.E.
FLA. C.E. REG. NO. 53545

LRM	CHKD	EJM	LRM	RJG	CHKD	DATE	REVISIONS
				ENGINEERS, ARCHITECTS, CONSULTANTS METAFRE, LOUISIANA 70006 (504) 454-3866 License No. EB0008095			
				9400 WARD PARKWAY KANSAS CITY, MO 64114 Certificate: ER0000253 BUDG. 24930			
EVERGLADES CONSTRUCTION PROJECT STORMWATER TREATMENT AREA NO. 3/4 PUMP STATIONS G-370 & G-372 PUMP STATION G-372 ROOF PLAN							
SOUTH FLORIDA WATER MANAGEMENT DISTRICT EVERGLADES CONSTRUCTION PROJECT 3301 GUN CLUB ROAD WEST PALM BEACH, FLORIDA 33406							
CONTRACT NO. C-E304 DWG. NO. A-203							

"RECORD DRAWINGS"



DISCHARGE SIDE ELEVATION



INTAKE SIDE ELEVATION



24" HORIZ. WELL CORR. PERFORATED PLASTIC PIPE FOR COOLING WATER

- 12" X 6" OVERFLOW DRAIN
- CAST-IN-PLACE CONCRETE PARAPET
- SCUPPER - SEE DETAILS DWG. A-103
- LEADER BOX AND DOWNSPOUT
- PRECAST CONC. PILASTER
- PRECAST CONC. WALL PANELS
- HANDICAP ACCESS RAMP
- RETAINING WALL
- PRECAST CONC. INTAKE FAN ENCLOSURE
- SLUICE GATE

GEN. EXHAUST OPENING SCREEN DETAIL SEE S-209

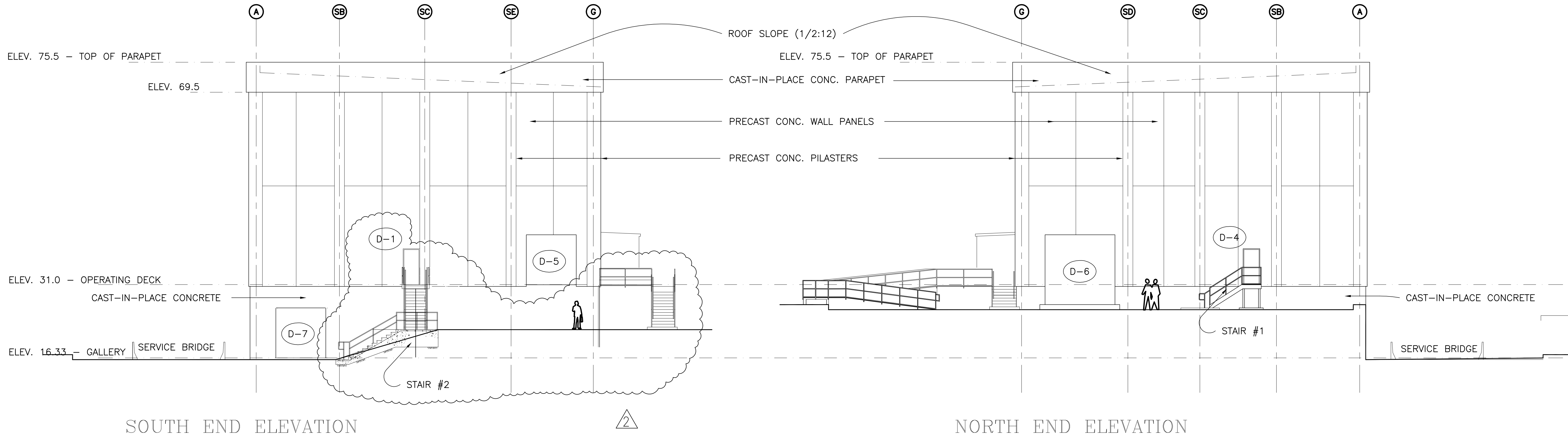
- CAST-IN-PLACE CONC. PARAPET
- PRECAST CONC. PILASTER
- EXHAUST FAN
- PRECAST CONC. WALL PANEL
- PICKER RAIL
- CAST-IN-PLACE CONC. FOUNDATION

CATWALK w/ ALUM. GUARDRAIL

<p>Brown Cunningham Gannuch ENGINEERS - ARCHITECTS - CONSULTANTS METairie, LOUISIANA 70006 (504) 454-3866 License No. EB00008095</p>	<p>LRM DRAWN</p>	<p>EJM CHKD</p>	<p>DER DESIGN</p>	<p>RUG CHKD</p>	<p>RUG DATE</p>	<p>7-15-04 REVISED PER RECORD DRAWINGS</p>	<p>7-11-01 REVISED PER ADDENDUM NO.4</p>	<p>REVISIONS</p>
	<p>NO. DWG</p>	<p>CHKD</p>	<p>DATE</p>	<p>4/20/2001</p>	<p>DATE</p>	<p>DATE</p>	<p>DATE</p>	<p>DATE</p>
<p>Burns & McDonnell SINCE 1888 9400 WARD PARKWAY KANSAS CITY, MO 64114 Certification: EB0000253 Bldg. 24930</p>	<p>EVERGLADES CONSTRUCTION PROJECT STORMWATER TREATMENT AREA NO. 3/4 PUMP STATIONS G-370 & G-372 PUMP STATION G-372 ELEVATIONS 1 of 2</p>							
	<p>SOUTH FLORIDA WATER MANAGEMENT DISTRICT EVERGLADES CONSTRUCTION PROJECT 3301 GUN CLUB ROAD WEST PALM BEACH, FLORIDA 33406</p>							
<p>CONTRACT NO. C-E304 DWG. NO. A-204</p>								

"RECORD DRAWINGS"

COPYRIGHT ©2001 BY BURNS & McDONNELL ENGINEERING COMPANY, INC.



SOUTH END ELEVATION

NORTH END ELEVATION



Scale For Microfilming
Inches
Millimeters

COPYRIGHT ©2001 BY BURNS & MCDONNELL ENGINEERING COMPANY, INC.

<p>Brown Cunningham Gannuch ENGINEERS - ARCHITECTS - CONSULTANTS METAFIRE, LOUISIANA 70006 (504) 454-8866 License No. EB00008095</p>	
<p>Burns & McDonnell SINCE 1888 9400 WARD PARKWAY KANSAS CITY, MO 64114 Certification: ER0000253 BM03 24930</p>	<p>EVERGLADES CONSTRUCTION PROJECT STORMWATER TREATMENT AREA NO. 374 PUMP STATIONS G-370 & G-372 PUMP STATION G-372 ELEVATIONS 2 of 2</p>
<p>SOUTH FLORIDA WATER MANAGEMENT DISTRICT EVERGLADES CONSTRUCTION PROJECT 3301 GUN CLUB ROAD WEST PALM BEACH, FLORIDA 33406</p>	<p>CONTRACT NO. C-E304 DWG. NO. A-205</p>

Rodney J. Gannuch, P.E.
FLA. C.E. REG. NO. 53545

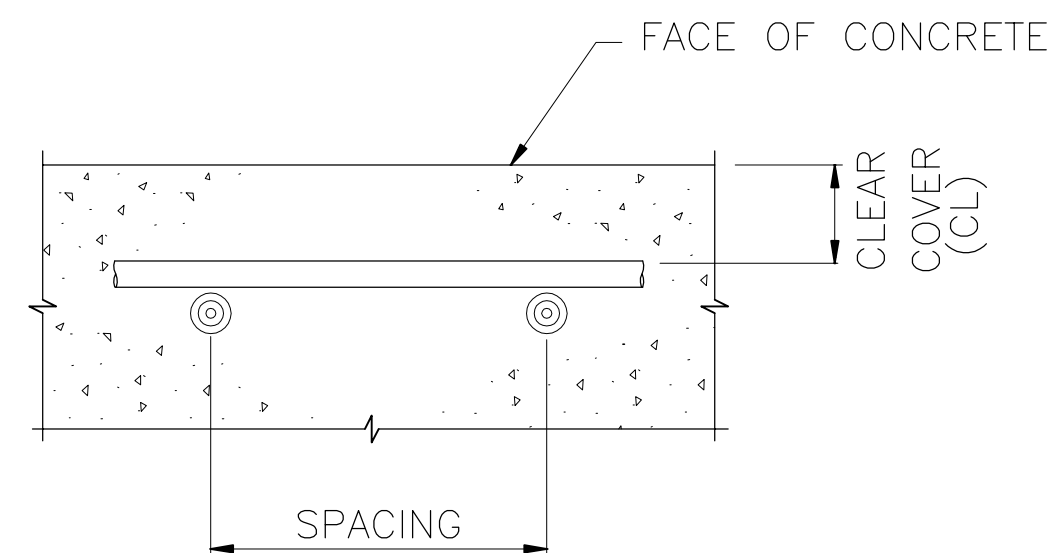
"RECORD DRAWINGS"

GENERAL NOTES:

- ELEVATIONS ARE IN FEET AND REFER TO NATIONAL GEODETIC VERTICAL DATUM (N.G.V.D.).
- DIMENSIONS AND/OR ELEVATIONS MARKED THUS (N.T.S.) ARE NOT DRAWN TO SCALE.
- DRAWINGS ARE GENERALLY TO SCALE, BUT SHOULD NOT BE SCALED. N.T.S. IS SHOWN ONLY WHERE DRAWING IS OBVIOUSLY OUT OF SCALE.
- SIZE AND LOCATIONS OF SLAB AND WALL PENETRATIONS SHOWN ON THE DRAWINGS ARE APPROXIMATE AND SHALL BE VERIFIED WITH ACTUAL EQUIPMENT TO BE FURNISHED.
- REFER TO PUMP VENDOR DRAWINGS FOR ADDITIONAL DETAILS AND DIMENSIONS FOR THE FORMED SUCTION INLET AND PUMP EQUIPMENT. THESE DRAWINGS WERE DEVELOPED BY FLOWSERVE, THE PUMP EQUIPMENT MANUFACTURER, FOR THE DISTRICT SUPPLIED EQUIPMENT.

STEEL NOTES:

- ALL STRUCTURAL STEEL WIDE FLANGE SHAPES SHALL BE ASTM A992, YIELD STRENGTH 50 KSI, UNLESS OTHERWISE NOTED.
- ALL STRUCTURAL STEEL CHANNELS, RODS AND PLATES SHALL BE ASTM A36, YIELD STRENGTH 36 KSI, UNLESS OTHERWISE NOTED.
- ALL STRUCTURAL STEEL TUBES SHALL BE ASTM A500, GRADE B, UNLESS OTHERWISE NOTED.
- ALL STRUCTURAL STEEL PIPES SHALL BE ASTM A53, GRADE B, UNLESS OTHERWISE NOTED.
- ALL STRUCTURAL BOLTS SHALL BE HIGH STRENGTH ASTM A325 TYPE N, UNLESS OTHERWISE NOTED.
- ANCHOR BOLTS SHALL BE ASTM A307, UNLESS OTHERWISE NOTED.
- ALL STRUCTURAL WELDING SHALL USE E70XX ELECTRODES AS SPECIFIED IN AWS D1.1, UNLESS OTHERWISE NOTED.
- ALL SHEET METAL WELDING SHALL USE E60 ELECTRODES AS SPECIFIED IN AWS D1.3 UNLESS OTHERWISE NOTED.



CLEARANCE FOR REINFORCEMENT

NOT TO SCALE

CONCRETE NOTES:

- CAST-IN-PLACE CONCRETE SHALL HAVE A COMPRESSIVE STRENGTH ($f'c$) OF 4000 PSI AT 28 DAYS, UNLESS OTHERWISE NOTED.
- REINFORCING STEEL SHALL BE DEFORMED BILLET STEEL ASTM A615 GRADE 60.
- REINFORCING SHALL BE SPACED TO MISS RECESSES FOR GATE LATCHES.
- CONSTRUCTION JOINTS SHALL BE PROVIDED WHERE SHOWN ON DRAWINGS. WHERE NOT SHOWN, CONSTRUCTION JOINTS SHALL BE PLACED AT LOCATIONS LEAST LIKELY TO IMPAIR THE INTEGRITY OF THE CONCRETE STRUCTURE. THESE ADDITIONAL CONSTRUCTION JOINT LOCATIONS SHALL BE SUBMITTED FOR APPROVAL TO THE ENGINEER.
- UNLESS OTHERWISE NOTED, PROVIDE 1" CHAMFER AT ALL EXPOSED JOINTS, EDGES, EXTERNAL CORNERS, AND VERTICAL EXPANSION JOINTS.
- ALL REINFORCEMENT SHALL HAVE A MINIMUM COVER AS FOLLOWS UNLESS OTHERWISE NOTED.

CONCRETE SECTION	MINIMUM CLEAR COVER OF REINFORCEMENT, INCHES
UNIFORMED SURFACES IN CONTACT WITH FOUNDATION	4
FORMED OR SCREEDED SURFACES SUBJECT TO CAVITATION OR ABRASION EROSION, SUCH AS BAFFLE BLOCK AND STILLING BASIN SLABS	6
FORMED AND SCREEDED SURFACES SUCH AS STILLING BASIN WALLS, CHUTE SPILLWAYS SLABS, AND CHANNEL LINING SLABS ON GRADE:	
EQUAL TO OR GREATER THAN 24 INCHES IN THICKNESS	4
GREATER THAN 12 INCHES AND LESS THAN 24 INCHES IN THICKNESS	3
EQUAL TO OR LESS THAN 12 INCHES IN THICKNESS WILL BE IN ACCORDANCE WITH ACI CODE 318.	

NOTE: IN NO CASE SHALL THE COVER BE LESS THAN—
1.5 TIMES THE NOMINAL MAXIMUM SIZE OF AGGREGATE, OR
2.5 TIMES THE MAXIMUM DIAMETER OF REINFORCEMENT.

- ALL BENDS OF REINFORCEMENT AND ALL BAR SPACERS AND SUPPORTS SHALL BE IN ACCORDANCE WITH SP-66, AMERICAN CONCRETE INSTITUTE DETAILING MANUAL - 1994.
- REINFORCING BAR DESIGNATION NUMBERS CONFORM TO THE NUMBERING SYSTEM OF THE CONCRETE REINFORCING STEEL INSTITUTE.
- REINFORCING BARS SHALL BE CONTINUOUS AT ALL CORNERS UNLESS OTHERWISE NOTED.
- REINFORCEMENT, WHERE NECESSARY TO AVOID OPENINGS, PIPES, EMBEDDED ITEMS AND OTHER OBSTRUCTIONS, SHALL BE BENT OR SHIFTED AS DIRECTED BY THE CONTRACTING OFFICER.
- THE EMBEDMENT AND SPLICE TABLE SHALL BE USED IN DETERMINING LAP SPLICES AND EMBEDMENT LENGTHS WHERE LENGTHS ARE NOT OTHERWISE INDICATED. SPLICE LENGTHS SHALL BE BASED ON THE SMALLER BAR BEING LAPPED. THE CONTRACTOR WILL BE ALLOWED TO MAKE SPLICES IN ADDITION TO THOSE INDICATED IN THE DRAWINGS, WHERE ESSENTIAL TO CONSTRUCTIBILITY, SUBJECT TO APPROVAL BY THE CONTRACTING OFFICER. SPLICES OTHER THAN THOSE SHOWN ON THE DRAWINGS AND OTHER THAN ANY ADDITIONAL SPLICES REQUIRED BY THE CONTRACTING OFFICER, WILL BE AT THE CONTRACTOR'S EXPENSE.
- ALL EXTERIOR FORMED SURFACES NOT COVERED BY BACKFILL SHALL BE CLASS "A" FINISH AND SURFACES COVERED BY BACKFILL SHALL BE CLASS "D" FINISH, UNLESS OTHERWISE NOTED.

REINFORCEMENT EMBEDMENT AND SPLICE TABLES - 4000 PSI								
BAR SIZE	BASIC TABLE				ALTERNATE TABLE			
	MINIMUM EMBEDMENT LENGTH, INCHES		MINIMUM LAP LENGTH INCHES		MINIMUM EMBEDMENT LENGTH, INCHES		MINIMUM LAP LENGTH INCHES	
	TOP	OTHER	TOP	OTHER	TOP	OTHER	TOP	OTHER
3	18	14	24	18	12	12	16	12
4	25	19	32	25	15	12	20	16
5	31	24	40	31	19	15	25	20
6	37	28	48	37	23	18	30	23
7	54	42	70	55	33	25	43	33
8	62	48	81	62	37	29	48	38
9	70	54	91	70	42	33	55	43
10	78	60	101	78	47	36	61	47
11	85	66	111	86	51	40	66	52

NOTES:

- USE THE BASIC TABLE IF ALL OF THE FOLLOWING CONDITIONS ARE MET:
 - CENTER TO CENTER BAR SPACING LATERALLY IS AT LEAST 3 BAR DIAMETERS.
 - DISTANCE FROM THE CENTER OF A BAR TO THE NEAREST CONCRETE SURFACE MUST BE AT LEAST 2 BAR DIAMETERS.
- THE ALTERNATE TABLE MAY BE USED IF ALL OF THE FOLLOWING CONDITIONS ARE MET:
 - CENTER TO CENTER BAR SPACING LATERALLY IS AT LEAST 5 BAR DIAMETERS.
 - DISTANCE FROM THE CENTER OF A BAR TO THE NEAREST CONCRETE SURFACE MUST BE AT LEAST 2.5 BAR DIAMETERS.

- IF CONCRETE COVER OR EDGE DISTANCE IS LESS THAN 1 BAR DIAMETER OR THE CENTER TO CENTER BAR SPACING LATERALLY IS LESS THAN 3 DIAMETERS, SEE ACI 318 FOR APPROPRIATE GUIDANCE.
- TOP BARS ARE HORIZONTAL BARS AND BARS INCLINED LESS THAN 45 DEGREES WITH RESPECT TO A HORIZONTAL PLANE WHICH ARE PLACED SUCH THAT MORE THAN 12 INCHES OF CONCRETE IS CAST IN THE MEMBER BELOW THE BAR.
- THE TABLES SHOWN ABOVE ARE FOR NORMAL WEIGHT CONCRETE AND UNCOATED REINFORCING BARS. IF EPOXY COATED BARS ARE USED, SEE ACI 318 FOR ADDITIONAL CONSIDERATIONS.

COPYRIGHT ©2001 BY BURNS & MCDONNELL ENGINEERING COMPANY, INC.

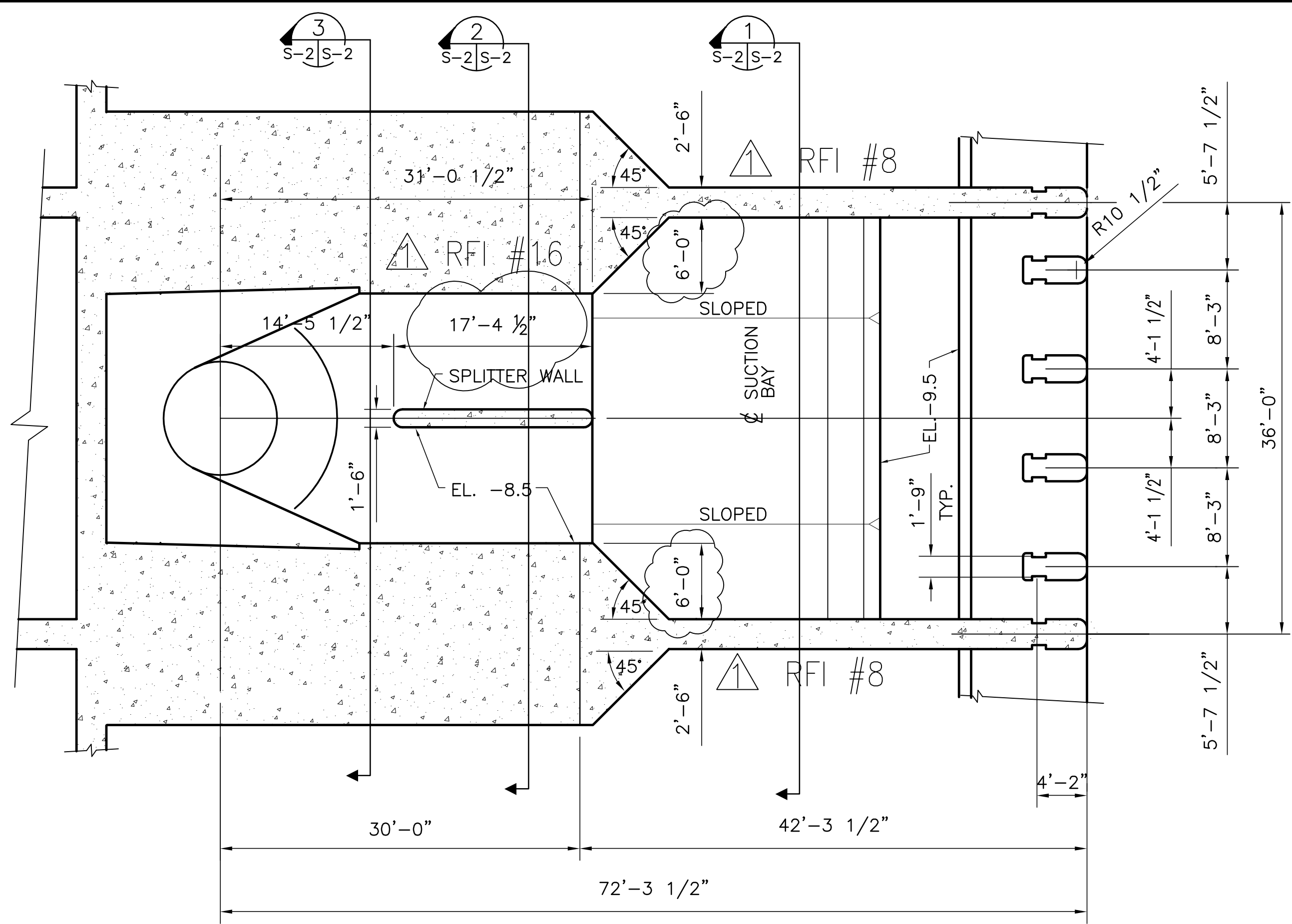
Scale For Microfilming

Inches

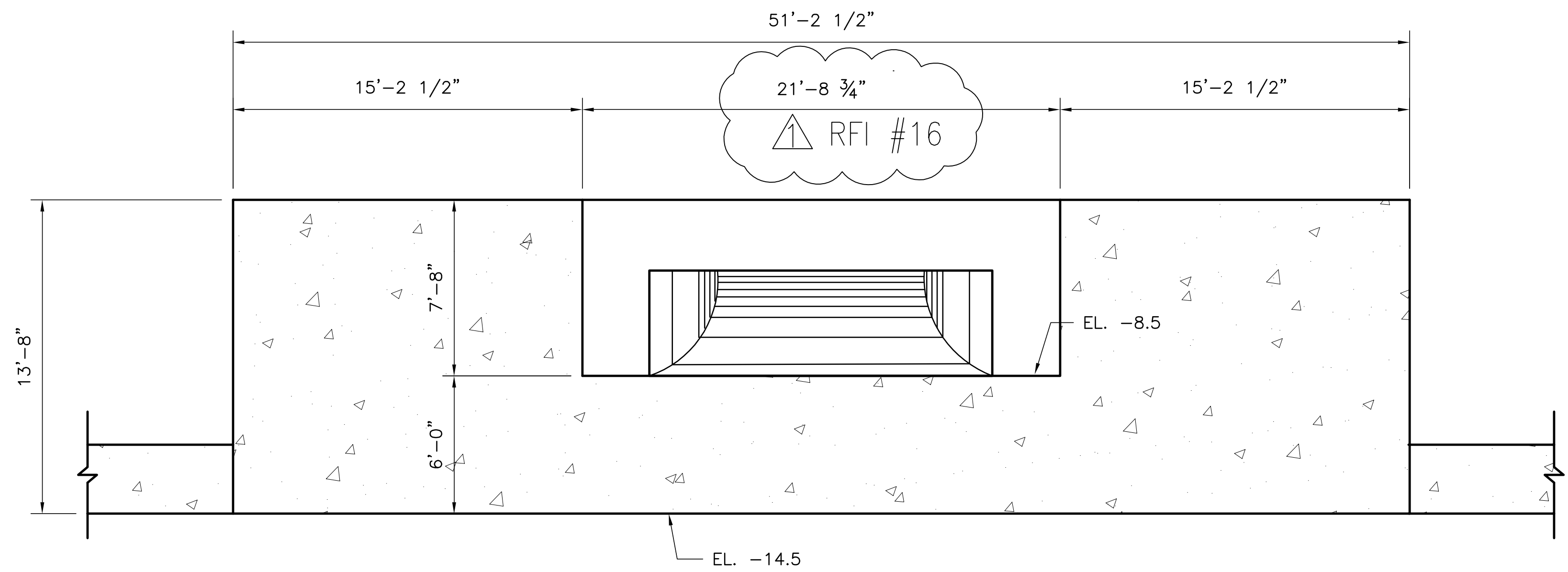
Millimeters

DRAWN	CHKD	DESIGN	CHKD	DATE	NO.	DWN	CHKD	DATE	REVISIONS												
DRAWN	CHKD	DESIGN	CHKD	DATE	NO.	DWN	CHKD	DATE	REVISIONS												
												 BROWN CUNNINGHAM GANNUCH ARCHITECTS, ENGINEERS, CONSULTANTS METairie, Louisiana 70006 (504) 454-3866 License No. EB00008095									
												 Burns & McDonnell SINCE 1898 9400 WARD PARKWAY KANSAS CITY, MO. 64114 Certificate: ER0000253 (BNC) 24930									
												EVERGLADES CONSTRUCTION PROJECT STORMWATER TREATMENT AREA NO. 3/4 PUMP STATIONS G-370 & G-372 PUMP STATIONS G-370 & G-372 GENERAL STRUCTURAL NOTES									
												SOUTH FLORIDA WATER MANAGEMENT DISTRICT EVERGLADES CONSTRUCTION PROJECT 3301 GUN CLUB ROAD WEST PALM BEACH, FLORIDA 33406									
												 Rodney J. Gannuch, P.E. FLA. C.E. REG. NO. 53545									
												CONTRACT NO. C-E304 DWG. NO. S-1									

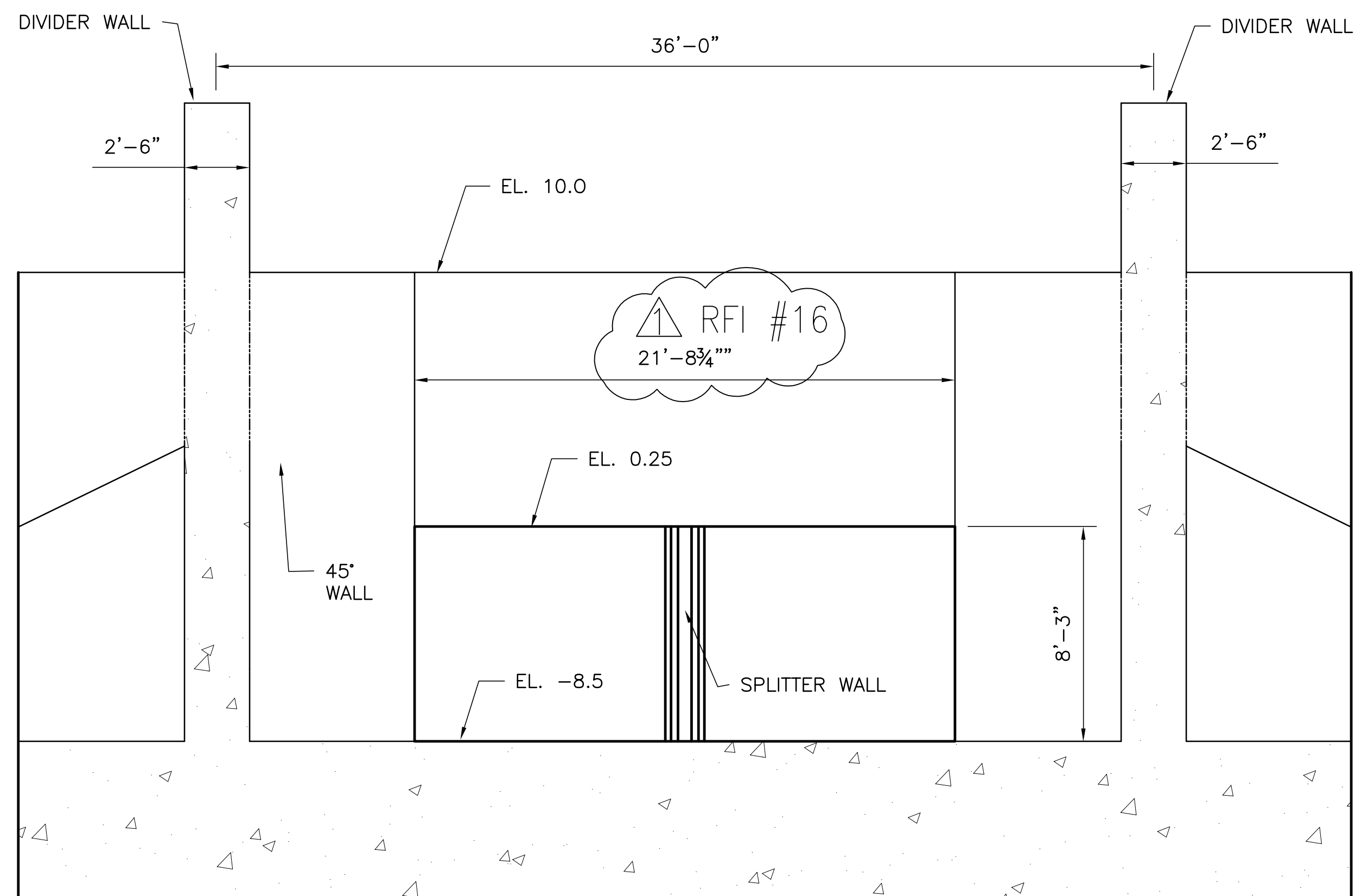
"RECORD DRAWINGS"



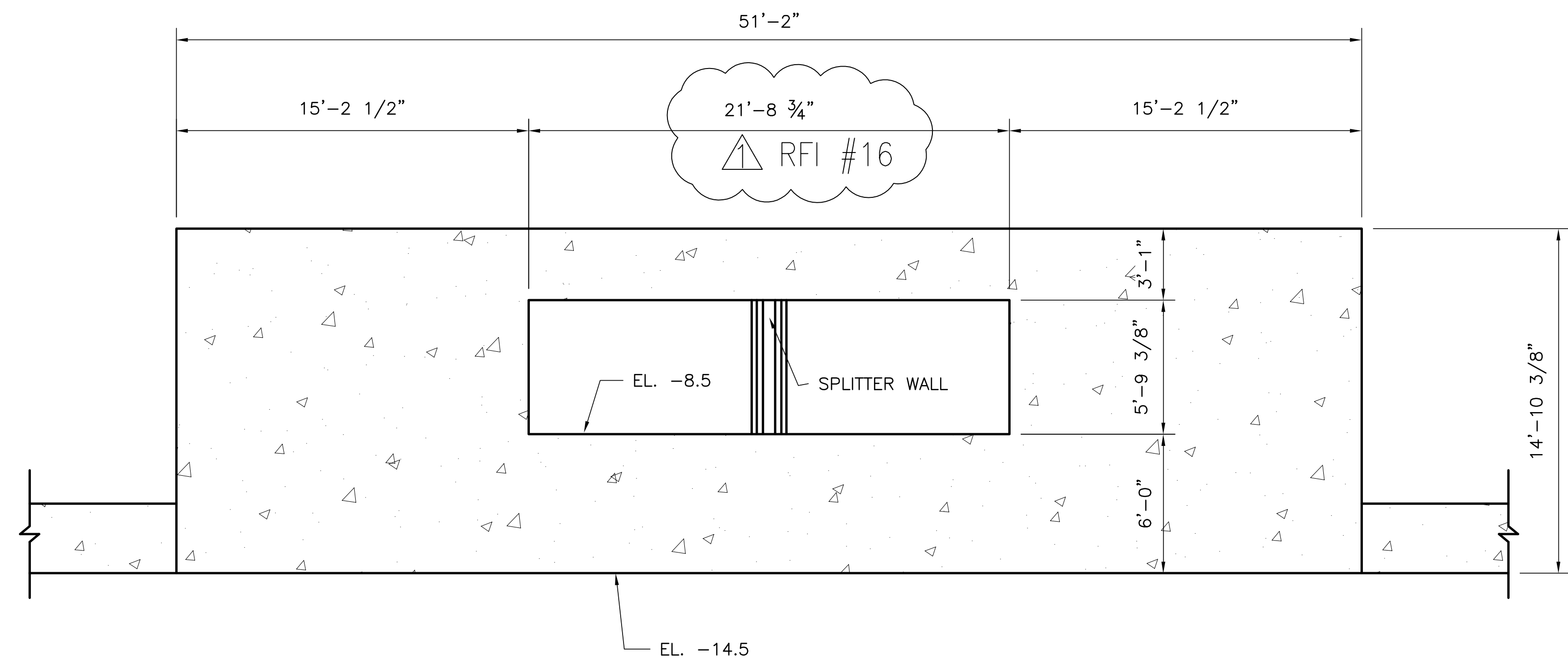
PLAN VIEW
SCALE IN FEET



SECTION 3
SCALE IN FEET



SECTION 1
SCALE IN FEET



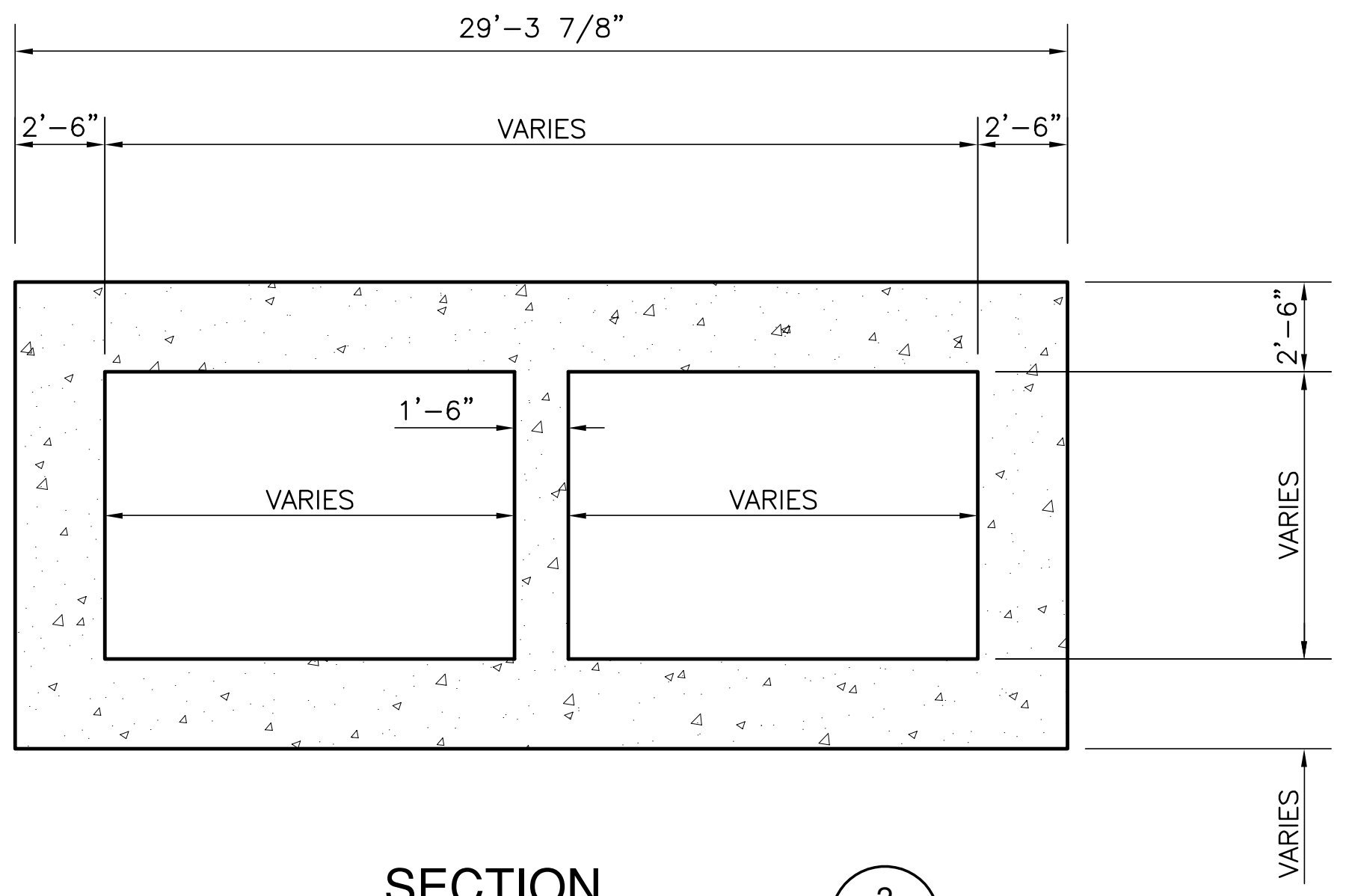
SECTION 2
SCALE IN FEET

 Brown Cunningham Gannuch ENGINEERS, ARCHITECTS, CONSULTANTS METairie, LOUISIANA 70006 (504) 454-3866 License No. EB00008095		DRAWN: JSB CHKD: EJM DESIGN: DER R/G: R/G CHKD: R/G DATE: 5/10/2001	REVISIONS NO. DATE CHKD DATE
 Burns & McDonnell SINCE 1888 9400 WARD PARKWAY KANSAS CITY, MO 64114 Certification: EB0000253 BM37 24930		EVERGLADES CONSTRUCTION PROJECT STORMWATER TREATMENT AREA NO. 3/4 PUMP STATIONS G-370 & G-372 PUMP STATIONS G-370 & G-372 TYPICAL SUCTION TUBE	
SOUTH FLORIDA WATER MANAGEMENT DISTRICT EVERGLADES CONSTRUCTION PROJECT 3301 GUN CLUB ROAD WEST PALM BEACH, FLORIDA 33406			
Rodney J. Gannuch, P.E. FLA. C.E. REG. NO. 53545		CONTRACT NO. C-E304 DWG. NO. S-2	

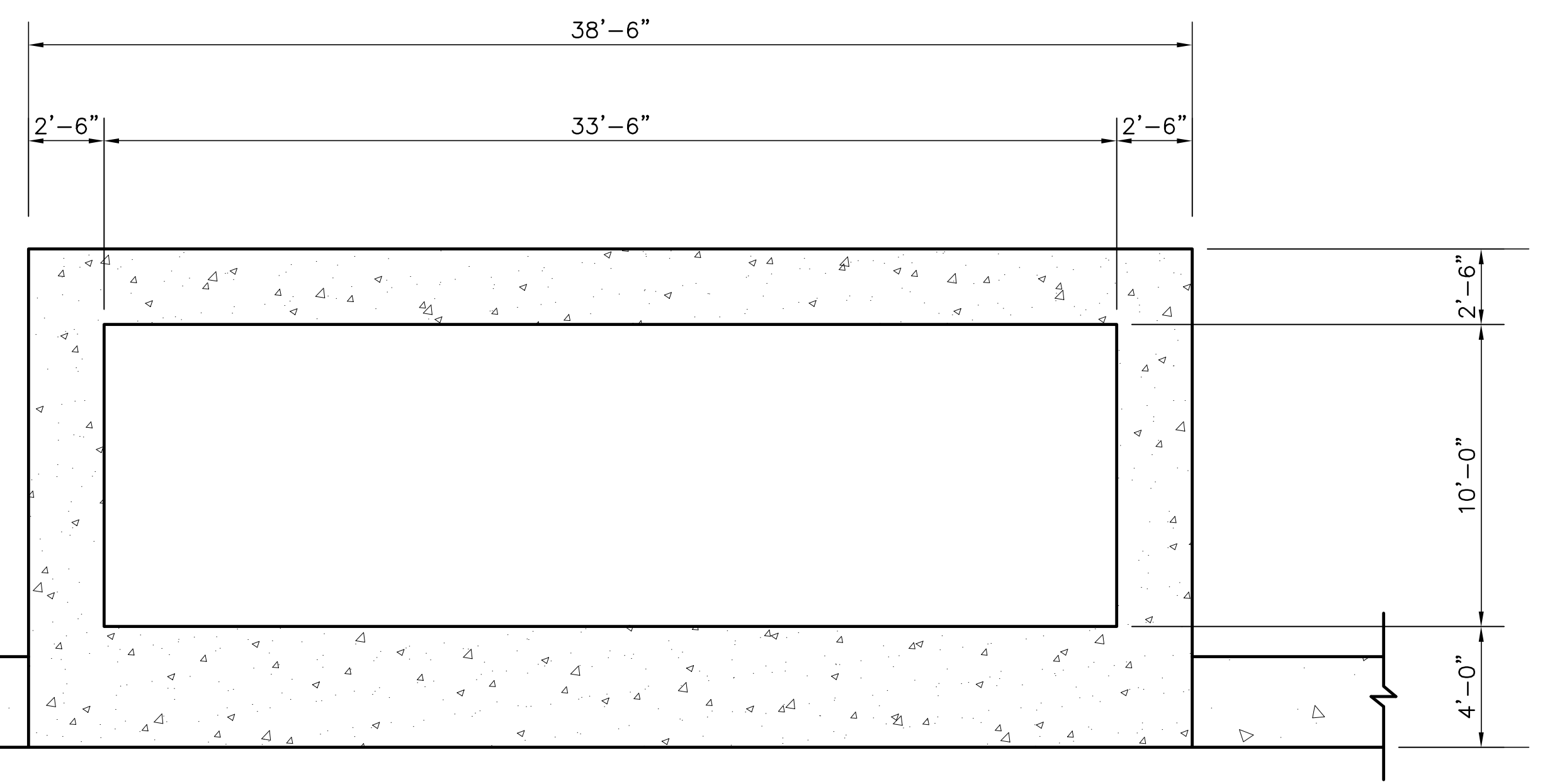
"RECORD DRAWINGS"

COPYRIGHT ©2001 BY BURNS & MCDONNELL ENGINEERING COMPANY, INC.

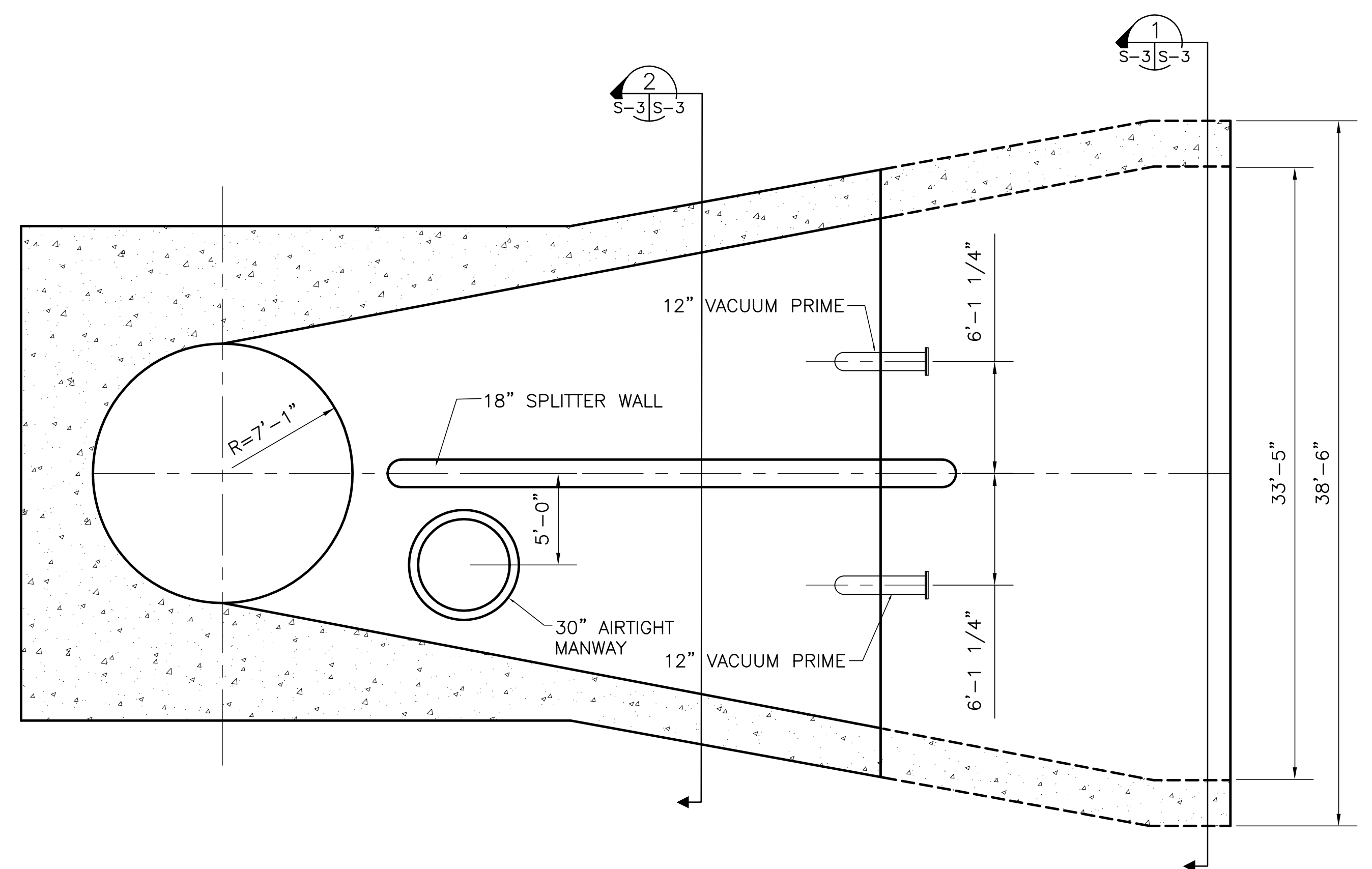
Scale For Microfilming
Inches
Millimeters



SECTION
SCALE IN FEET
2
S-3 | S-3



SECTION
SCALE IN FEET
1
S-3 | S-3

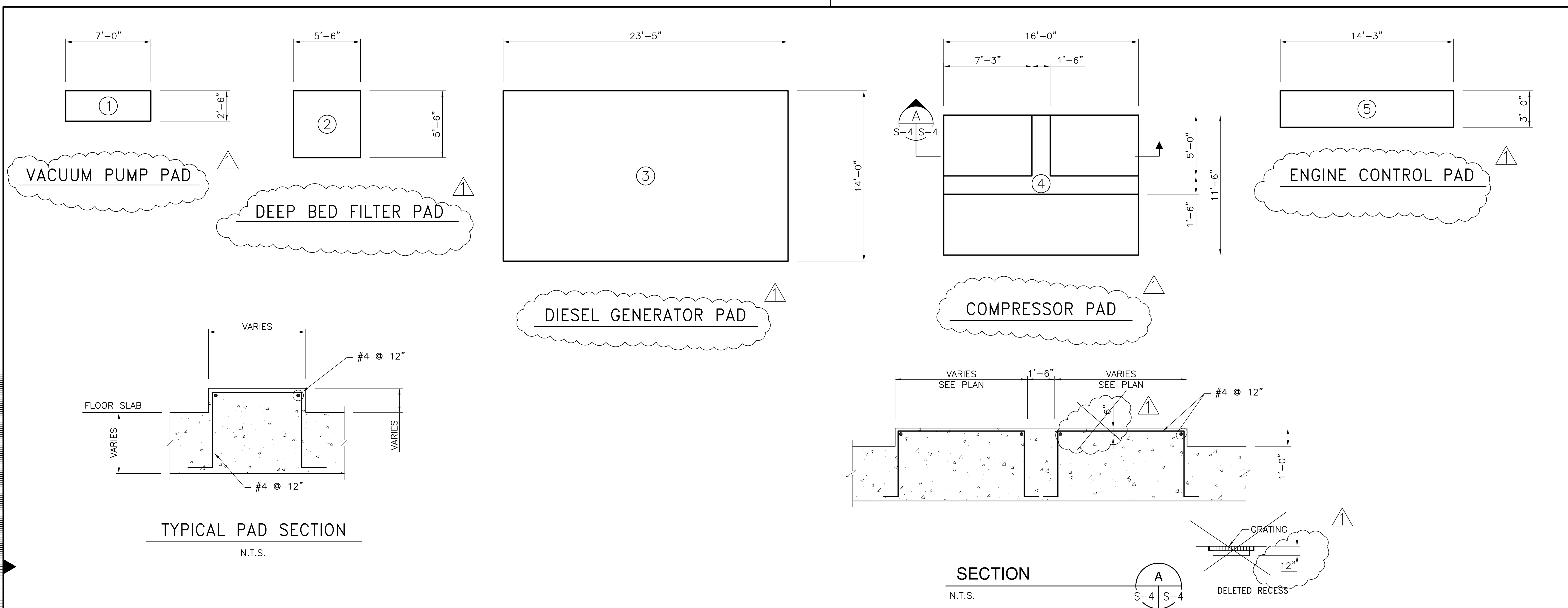


PLAN VIEW
SCALE IN FEET

 ARCHITECTS & CONSULTANTS ENGINEERS METAFRE, LOUISIANA 70006 (504) 454-3866 License No. EB00008095		DRAWN: JSB CHKD: DER DESIGN: DER R/C: R/C CHKD: R/C DATE: 5/10/2001	NO. DWN: [] CHKD: [] DATE: []
 SINCE 1888 9400 WARD PARKWAY KANSAS CITY, MO 64114 Certification: EB0000253 BM3 24930		EVERGLADES CONSTRUCTION PROJECT STORMWATER TREATMENT AREA NO. 3/4 PUMP STATIONS G-370 & G-372 STATIONS G-370 & G-372 DISCHARGE TUBE	
SOUTH FLORIDA WATER MANAGEMENT DISTRICT EVERGLADES CONSTRUCTION PROJECT 3301 GUN CLUB ROAD WEST PALM BEACH, FLORIDA 33406		CONTRACT NO. C-E304 DWG. NO. S-3	

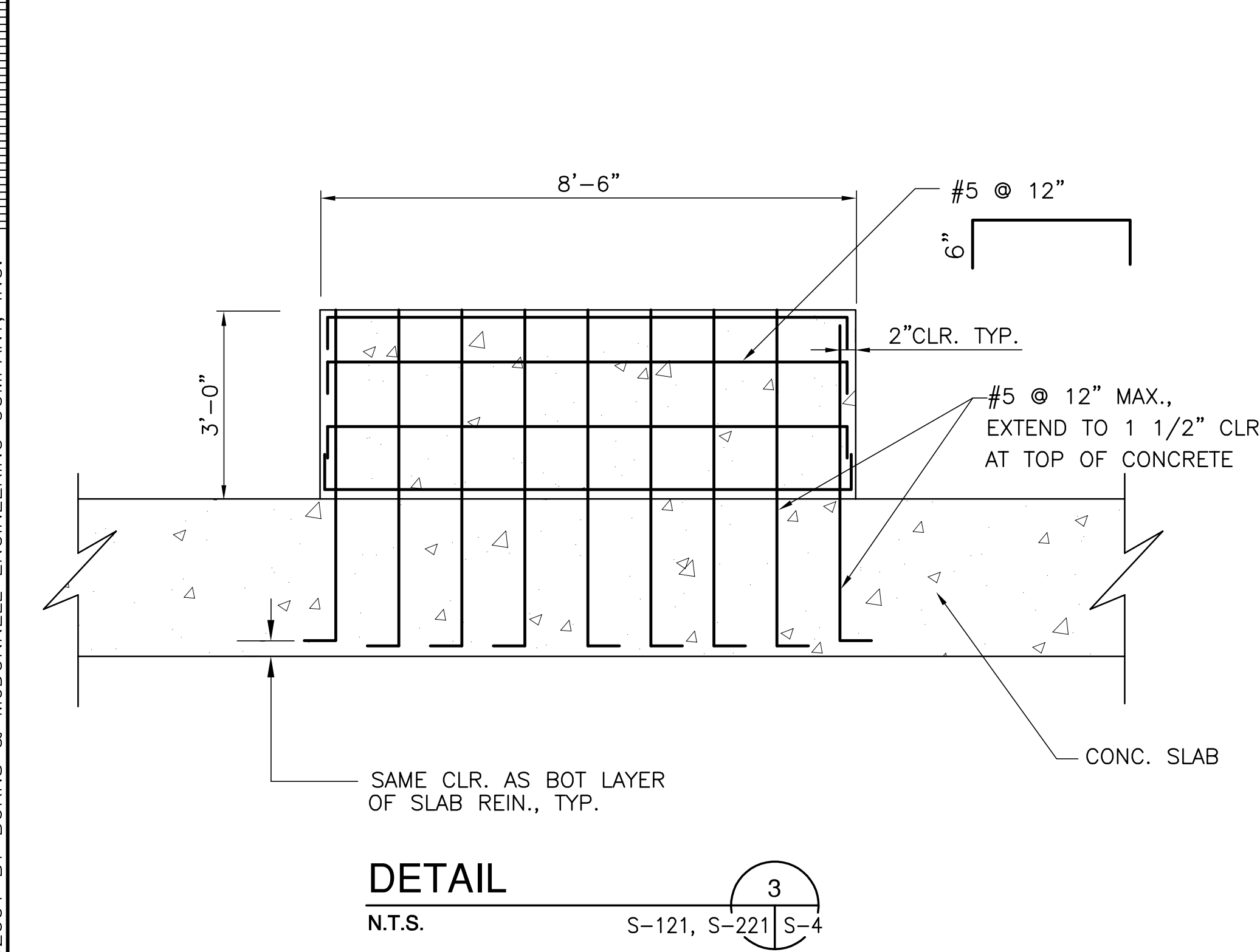
Rodney J. Gannuch, P.E.
FLA. C.E. REG. NO. 53545

"RECORD DRAWINGS"

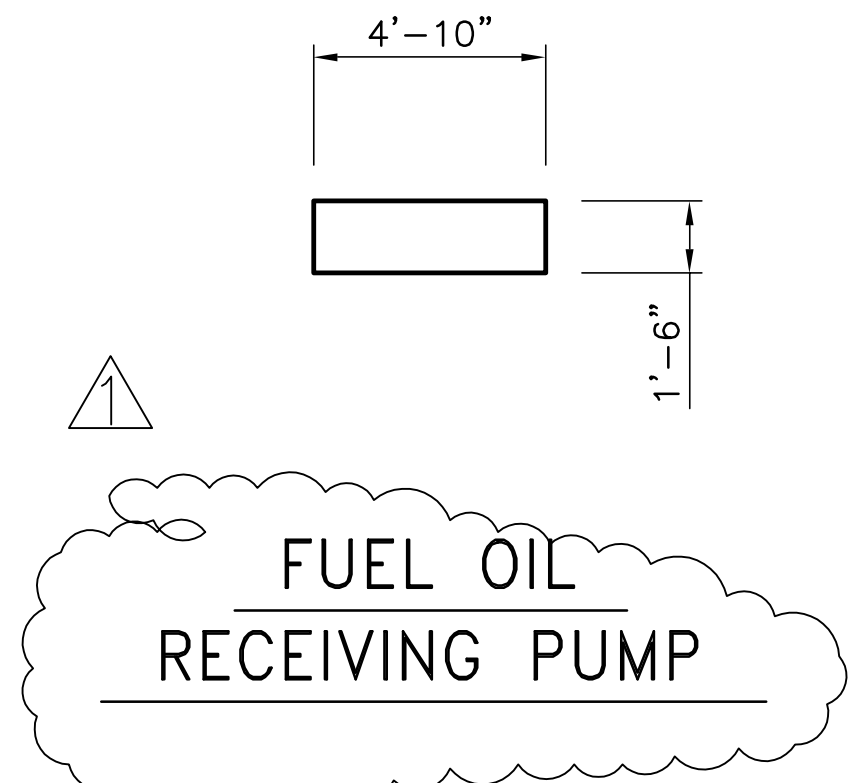


SEE DWG. S-105 AND S-205 FOR LOCATION

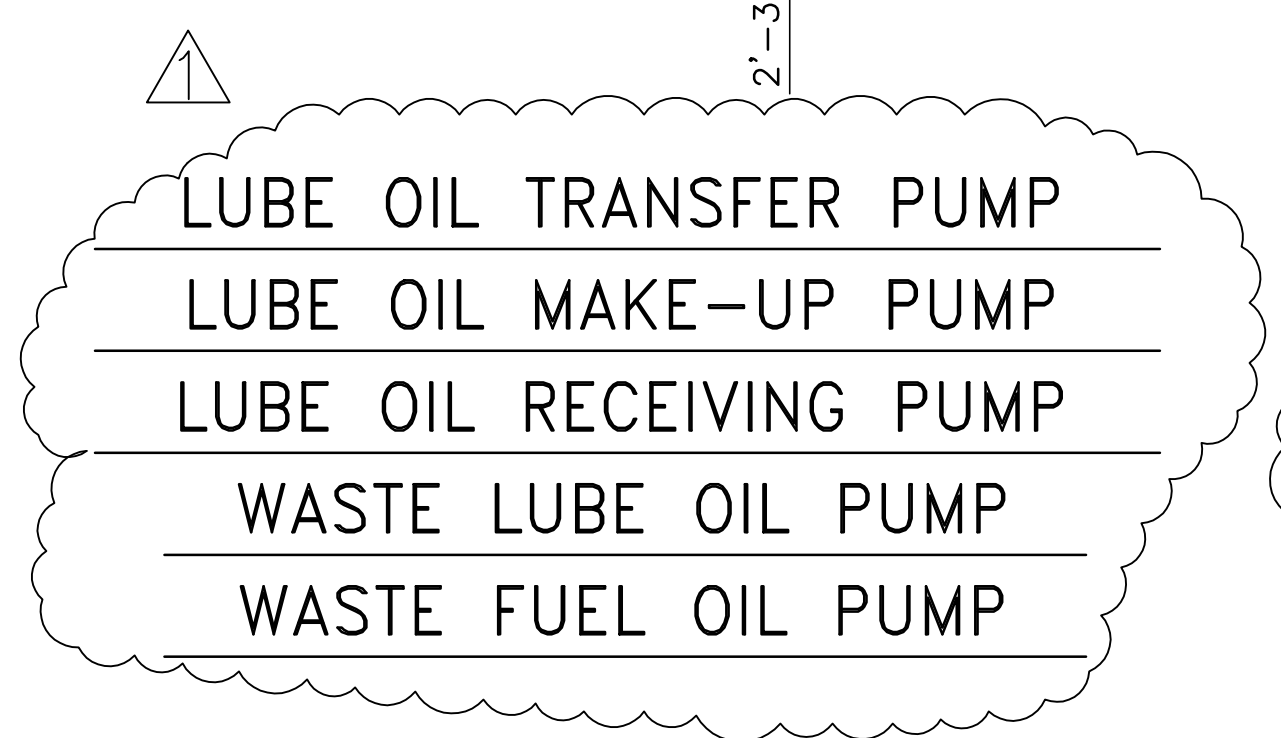
NOTE: CONTRACTOR SHALL FIELD VERIFY EACH FINAL MACHINERY PAD DIMENSIONS BASED UPON SELECTED MANUFACTURER TO INSURE THAT A 4" MINIMUM CLEAR EDGE DISTANCE EXISTS BETWEEN MACHINERY BASE AND PAD EDGE. WHERE NECESSARY, CONTRACTOR SHALL MODIFY PLAN DIMENSIONS TO CONSTRUCT PAD WITH A 4" CLEAR EDGE PERIMETER.



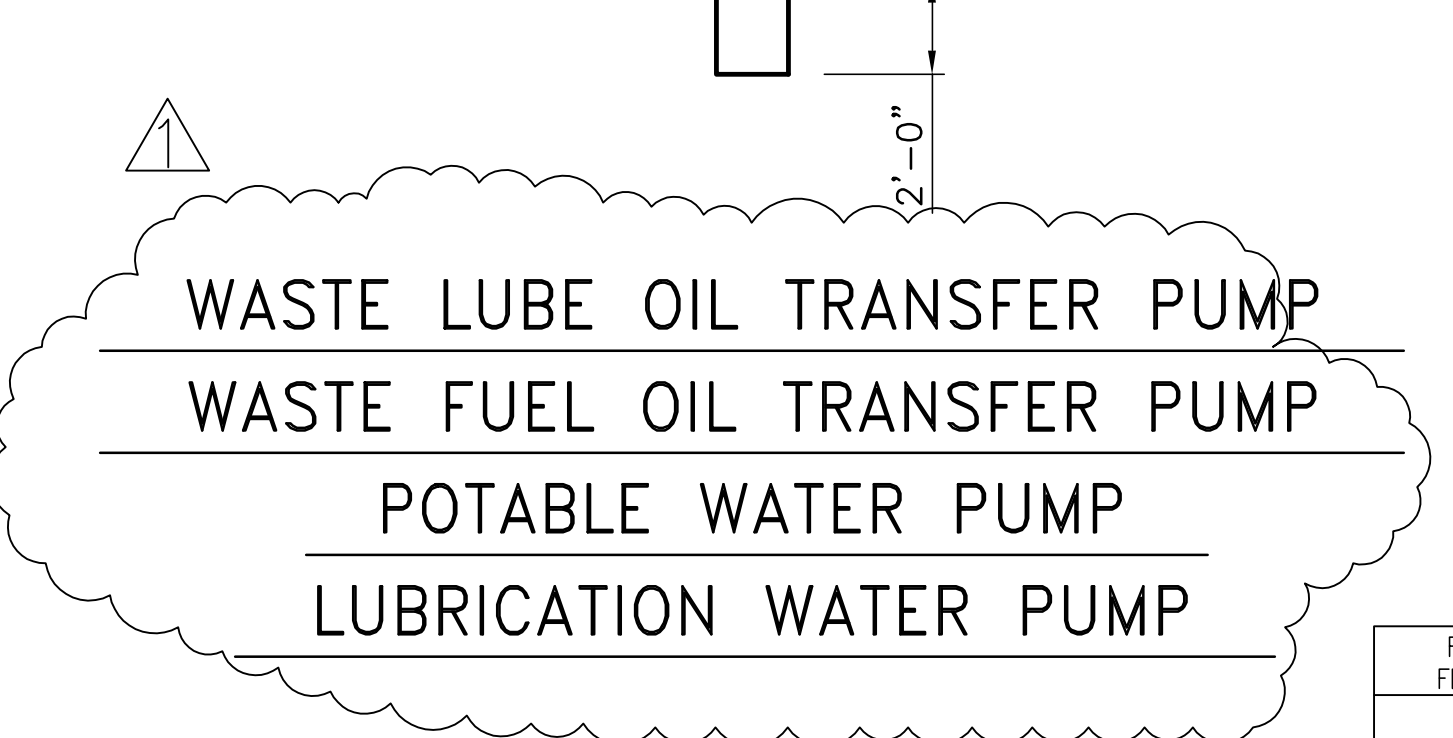
DETAIL
N.T.S. S-121, S-221 S-4
FUEL STORAGE TANK PAD



FUEL OIL RECEIVING PUMP



**LUBE OIL TRANSFER PUMP
LUBE OIL MAKE-UP PUMP
LUBE OIL RECEIVING PUMP
WASTE LUBE OIL PUMP
WASTE FUEL OIL PUMP**



**WASTE LUBE OIL TRANSFER PUMP
WASTE FUEL OIL TRANSFER PUMP
POTABLE WATER PUMP
LUBRICATION WATER PUMP**

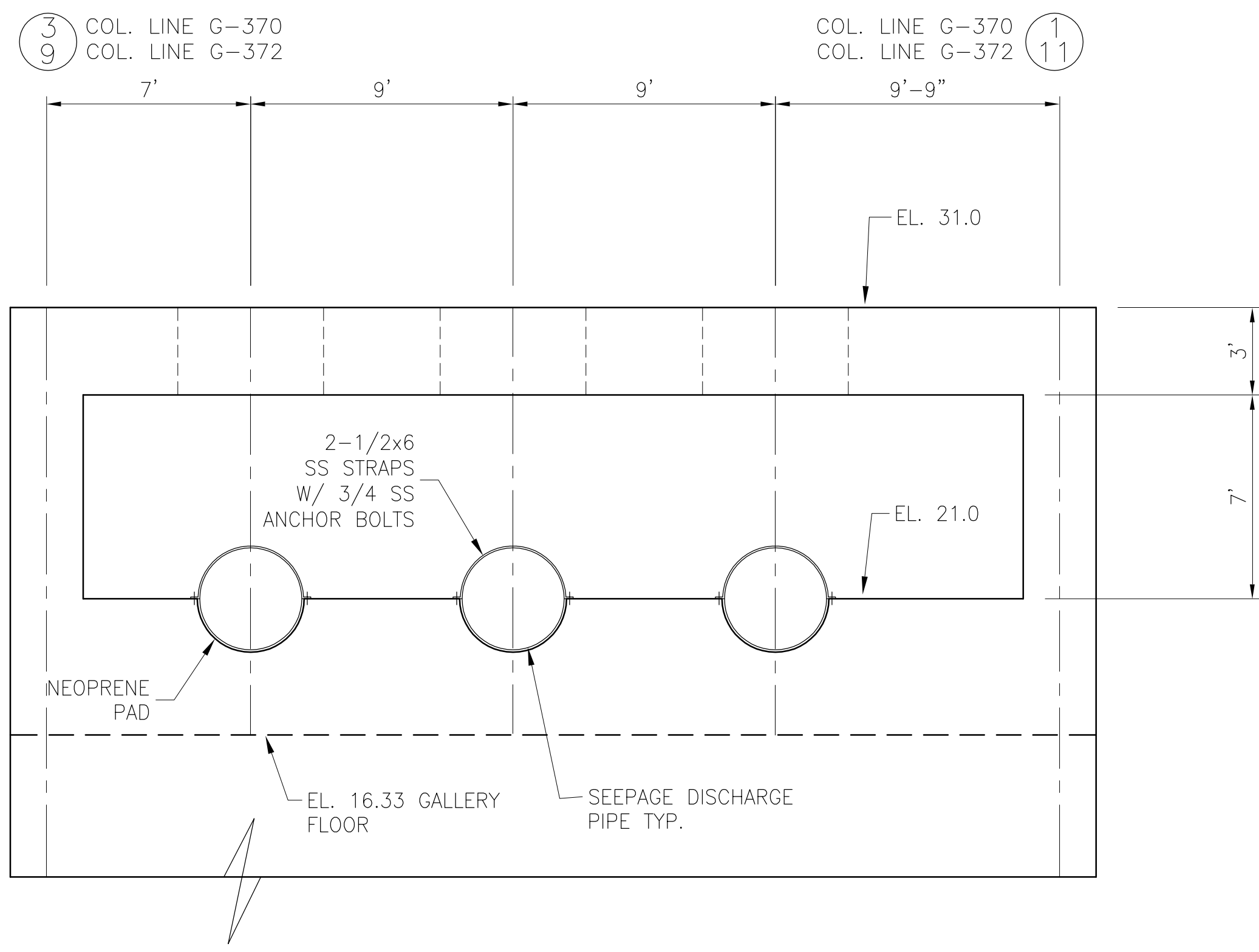
SEE DWG. S-120 AND S-220 FOR LOCATION

"RECORD DRAWINGS"

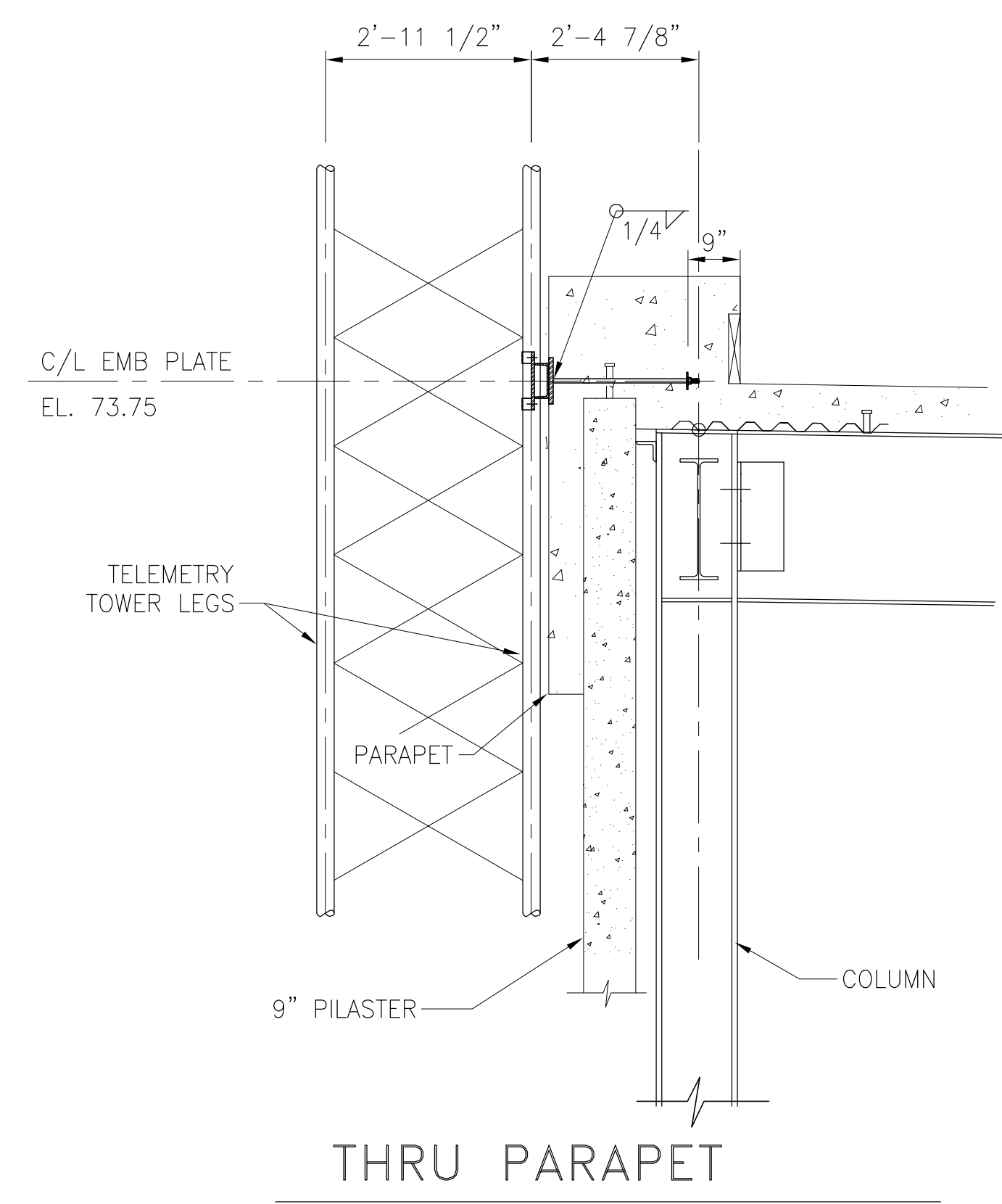
Scale For Microfilming
Inches
Millimeters

COPYRIGHT ©2001 BY BURNS & MCDONNELL ENGINEERING COMPANY, INC.

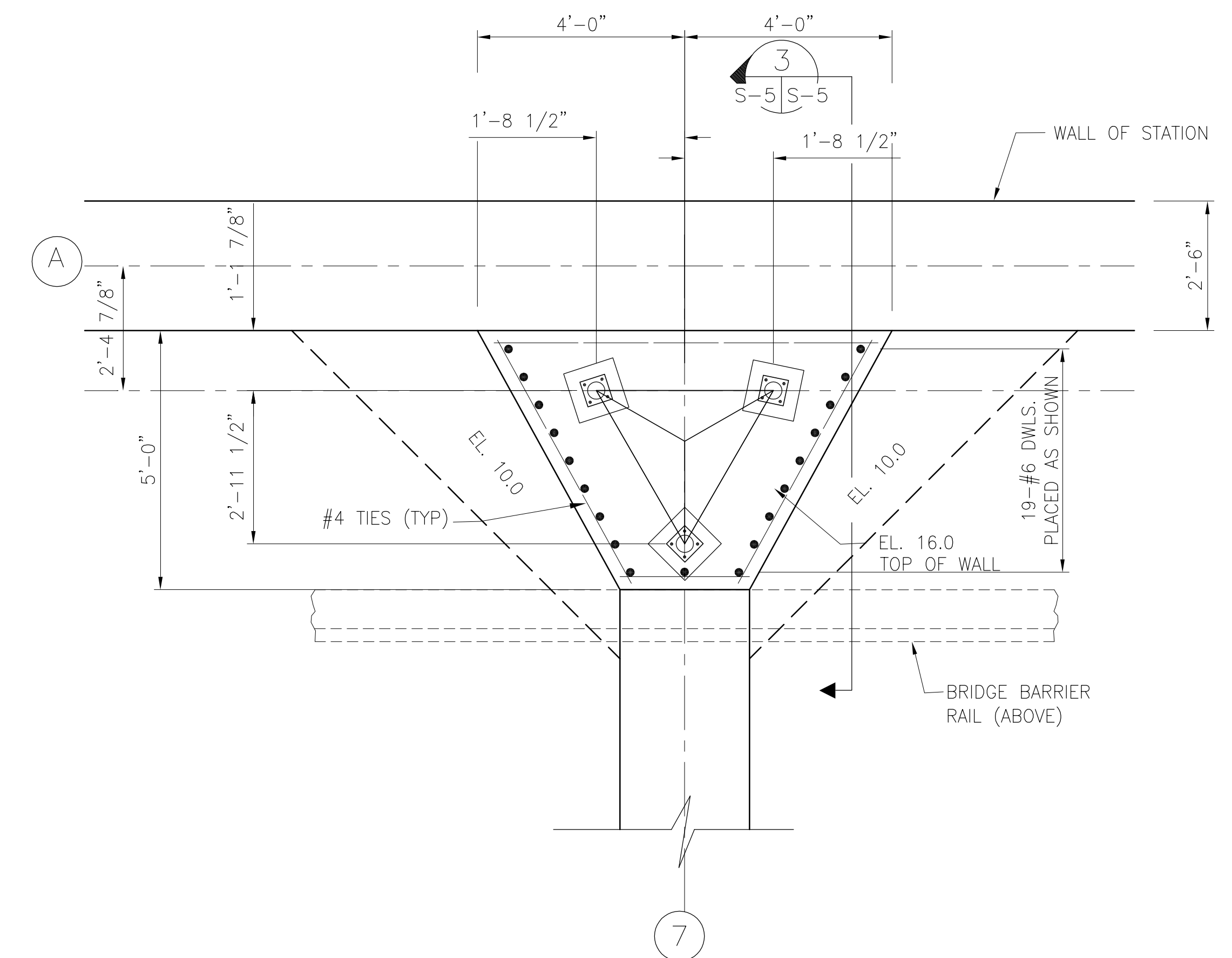
<p>Brown Cunningham Gannuch ENGINEERS • ARCHITECTS • CONSULTANTS METairie, LOUISIANA 70006 (504) 454-3866 License No. EB00008095</p>	
<p>EVERGLADES CONSTRUCTION PROJECT STORMWATER TREATMENT AREA NO. 3/4 PUMP STATIONS G-370 & G-372</p>	<p>EVERGLADES CONSTRUCTION PROJECT MISCELLANEOUS DETAILS PUMP STATIONS G-370 & G-372</p>
<p>SOUTH FLORIDA WATER MANAGEMENT DISTRICT EVERGLADES CONSTRUCTION PROJECT 3301 GUN CLUB ROAD WEST PALM BEACH, FLORIDA 33406</p>	<p>RODNEY J. GANNUCH, P.E. FLA. C.E. REG. NO. 53545</p>
<p>CONTRACT NO. C-E304 DWG. NO. S-4</p>	<p>REVISIONS</p>



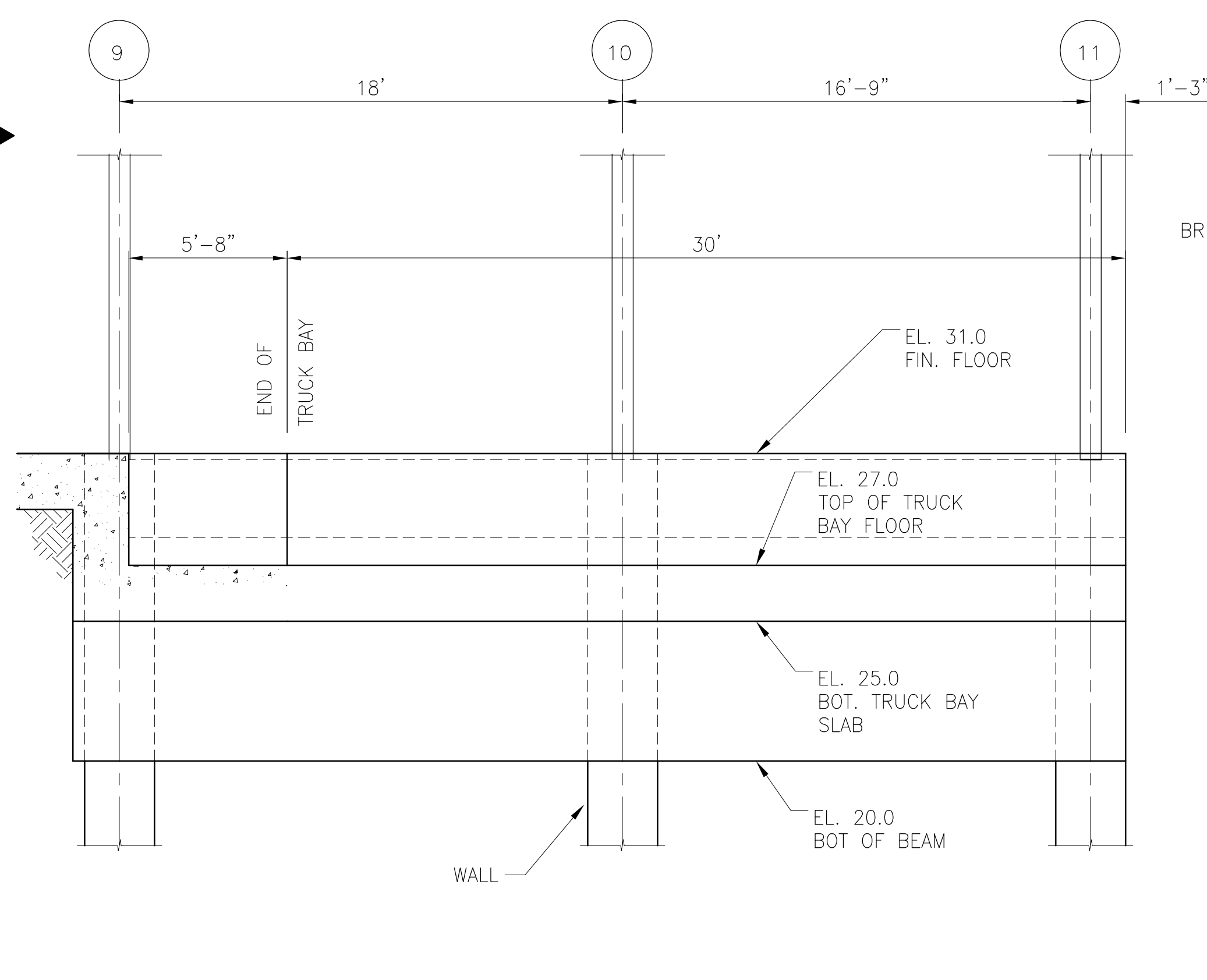
SECTION 1
N.T.S. S-107, S-207 S-5



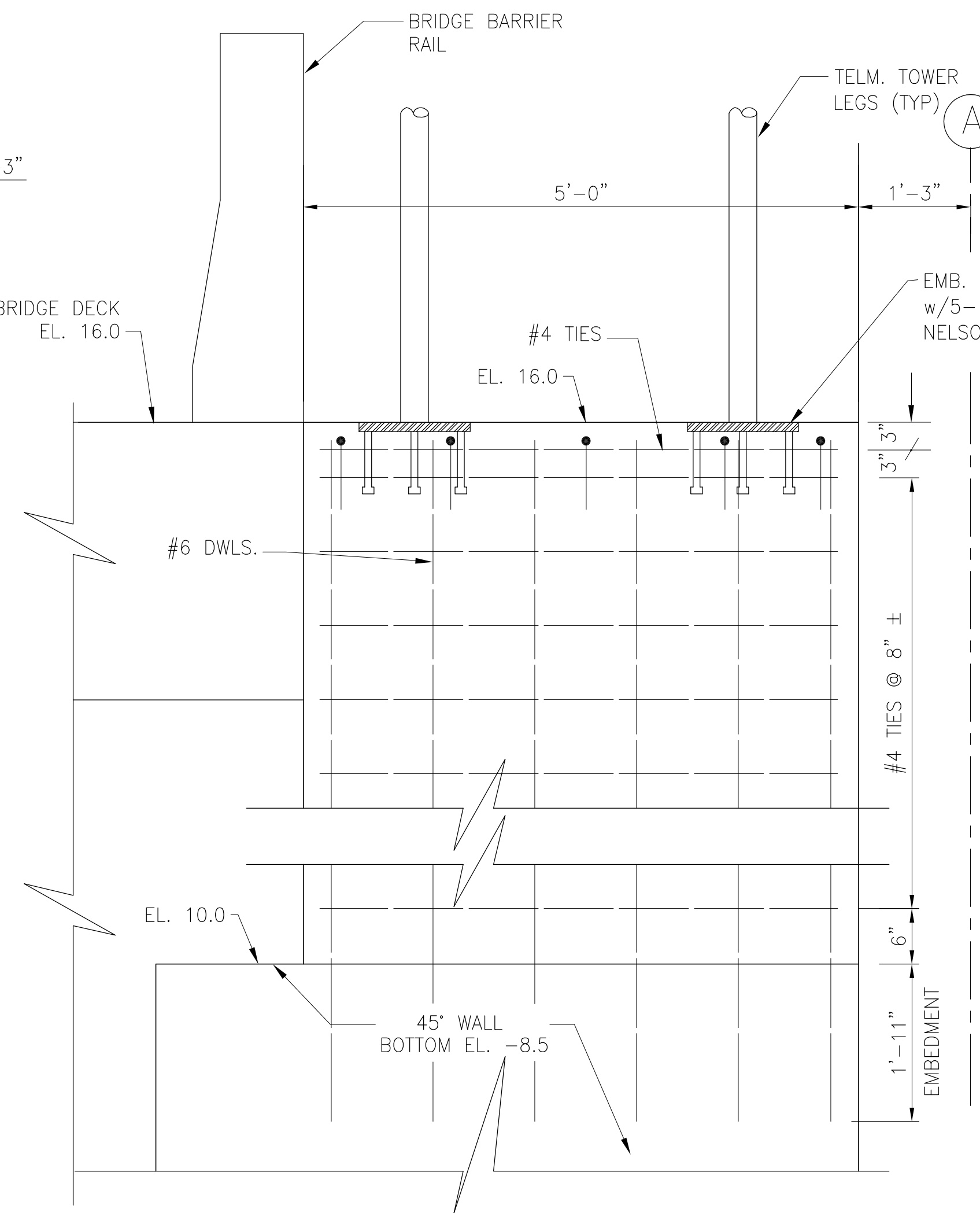
THRU PARAPET



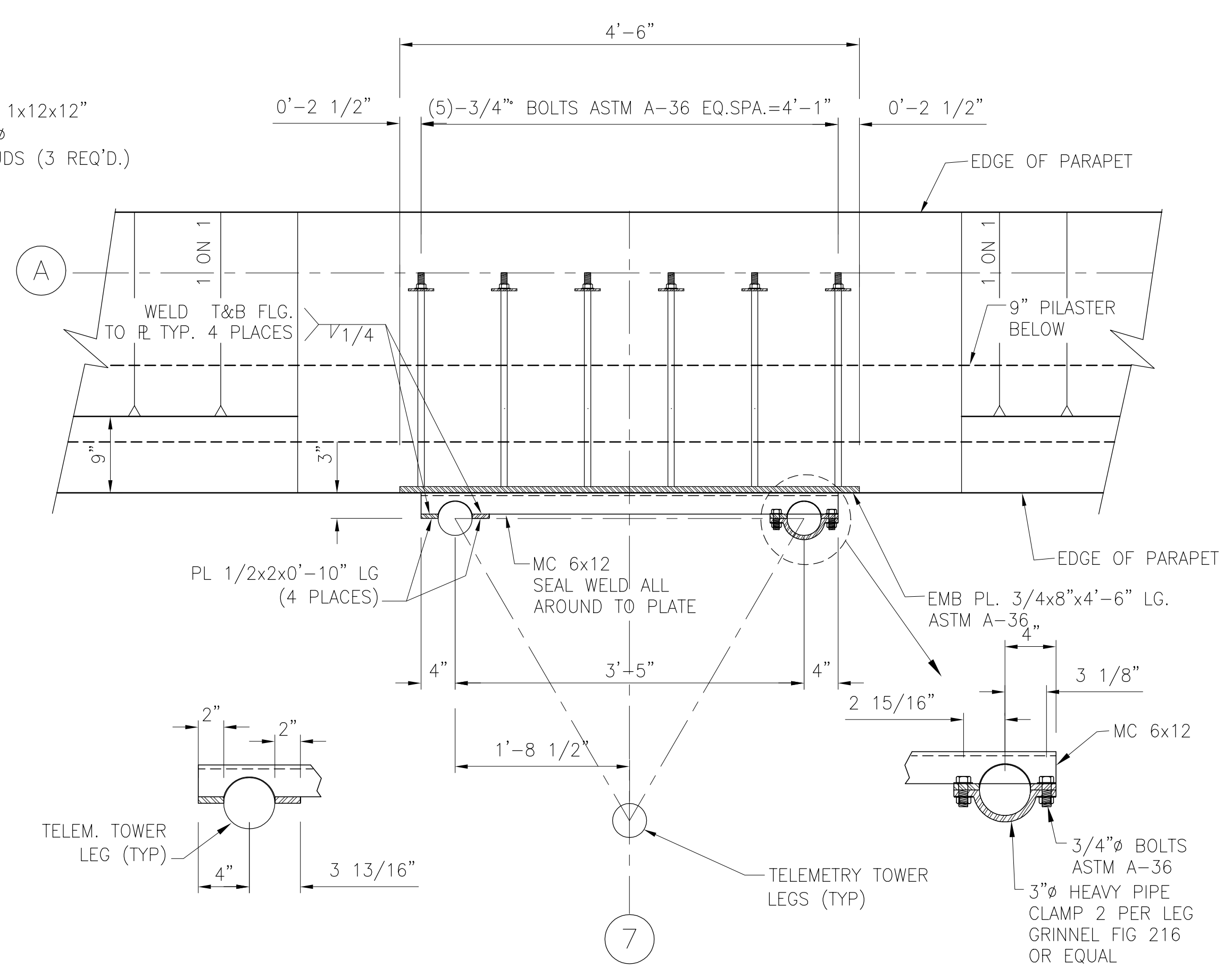
BOTTOM PLAN AT WALL
SCALE IN FEET



SECTION 2
N.T.S. S-107, S-207 S-5



THRU FOUNDATION



TOP PLAN AT PARAPET
SCALE IN FEET

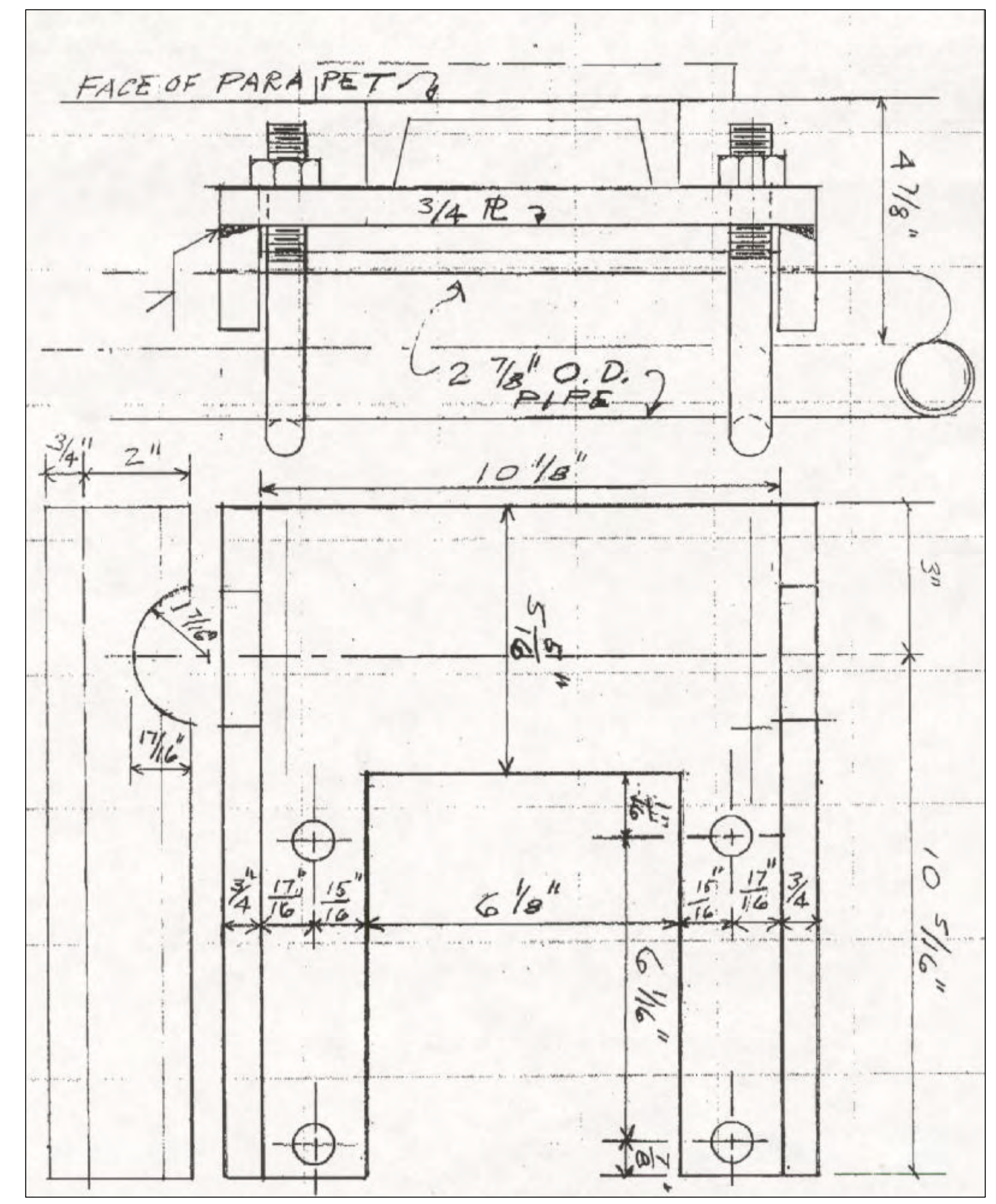
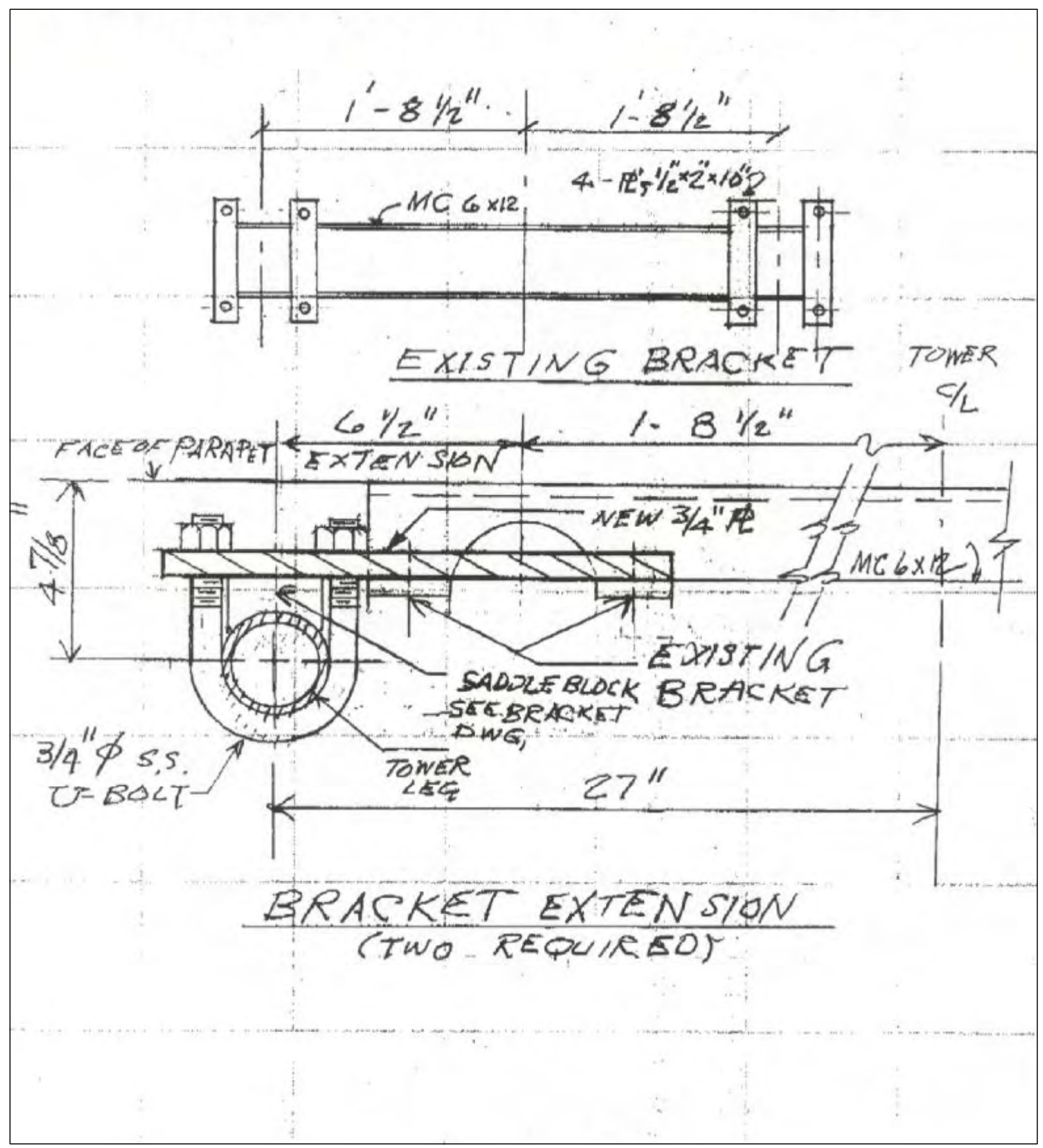
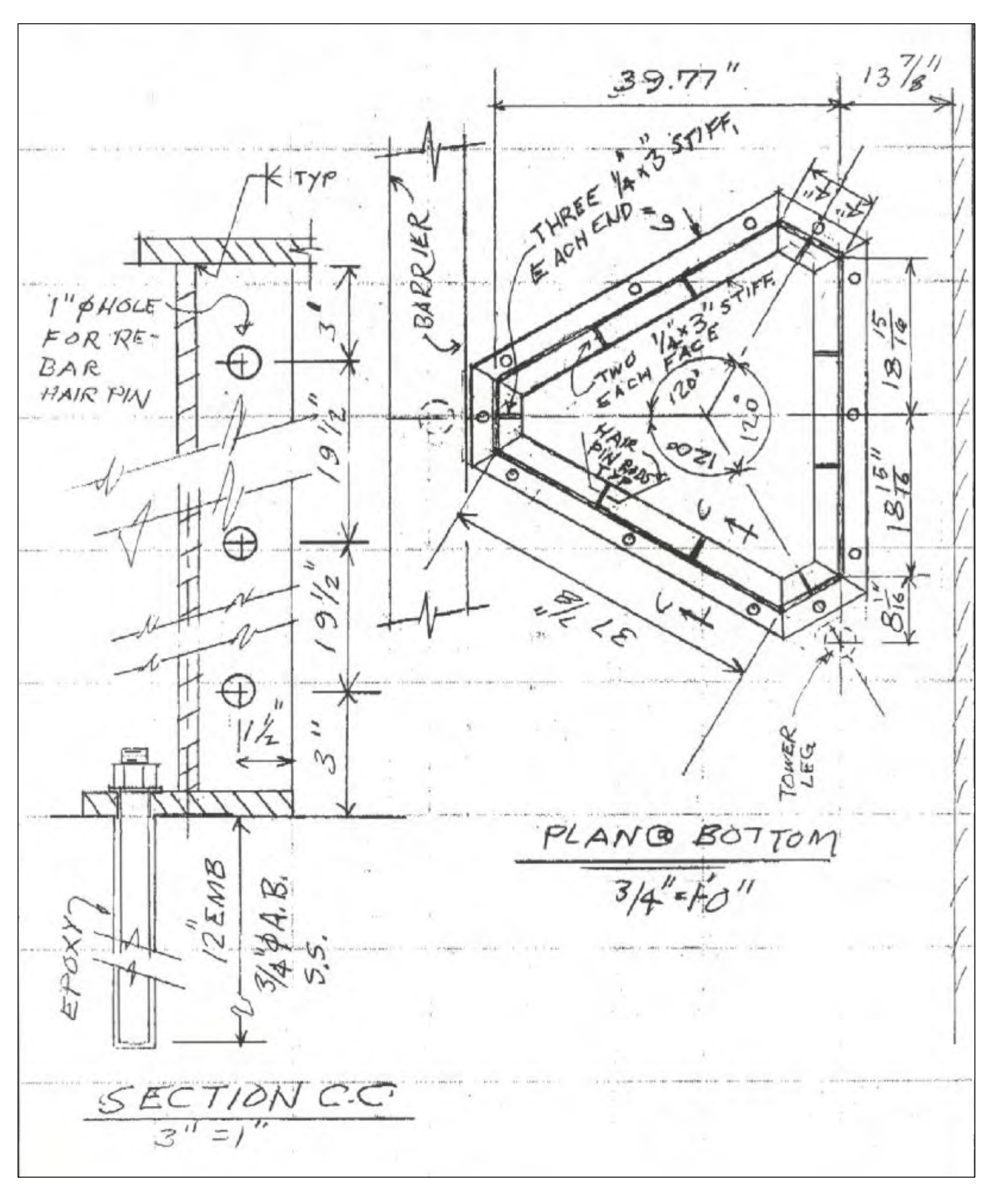
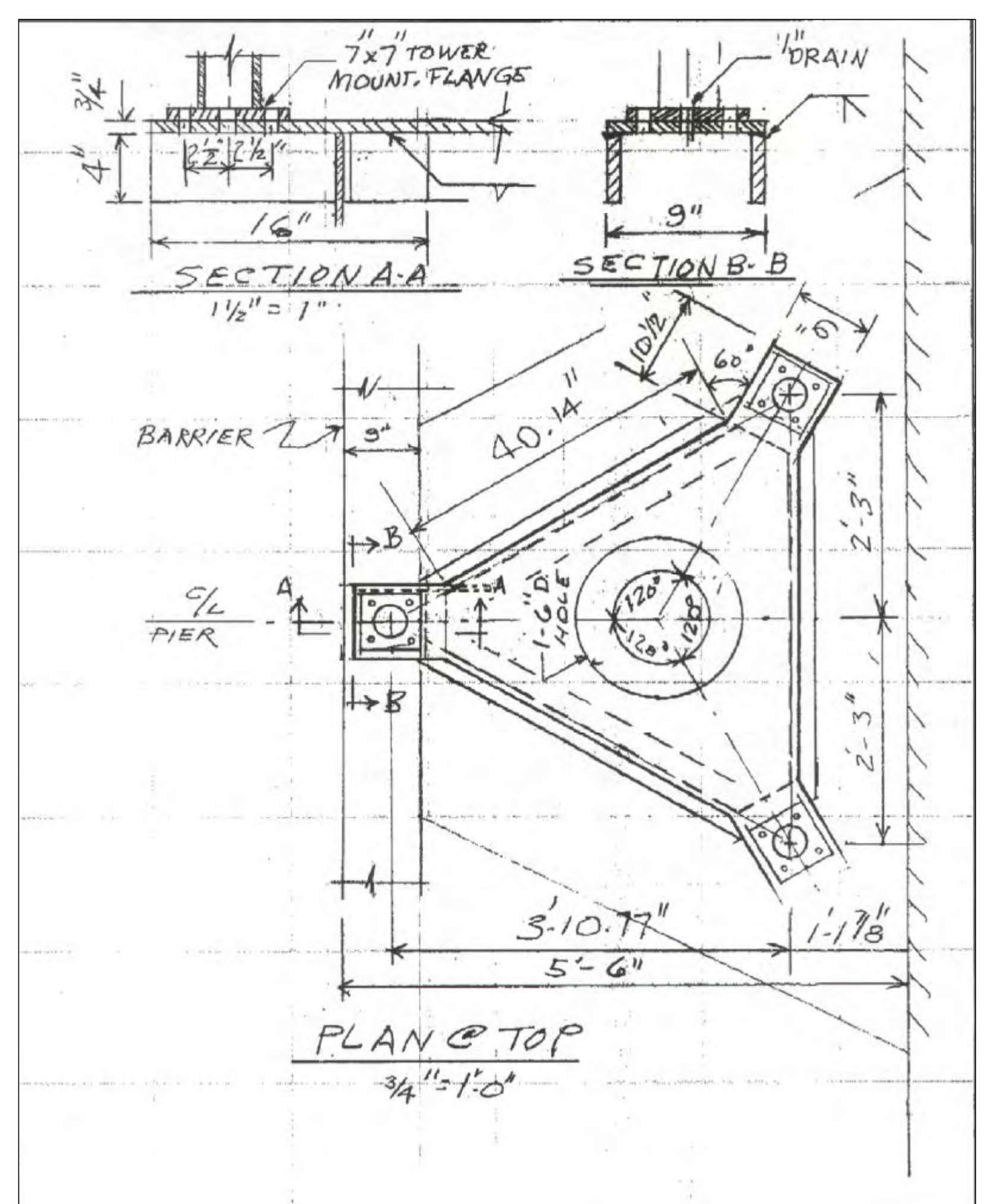
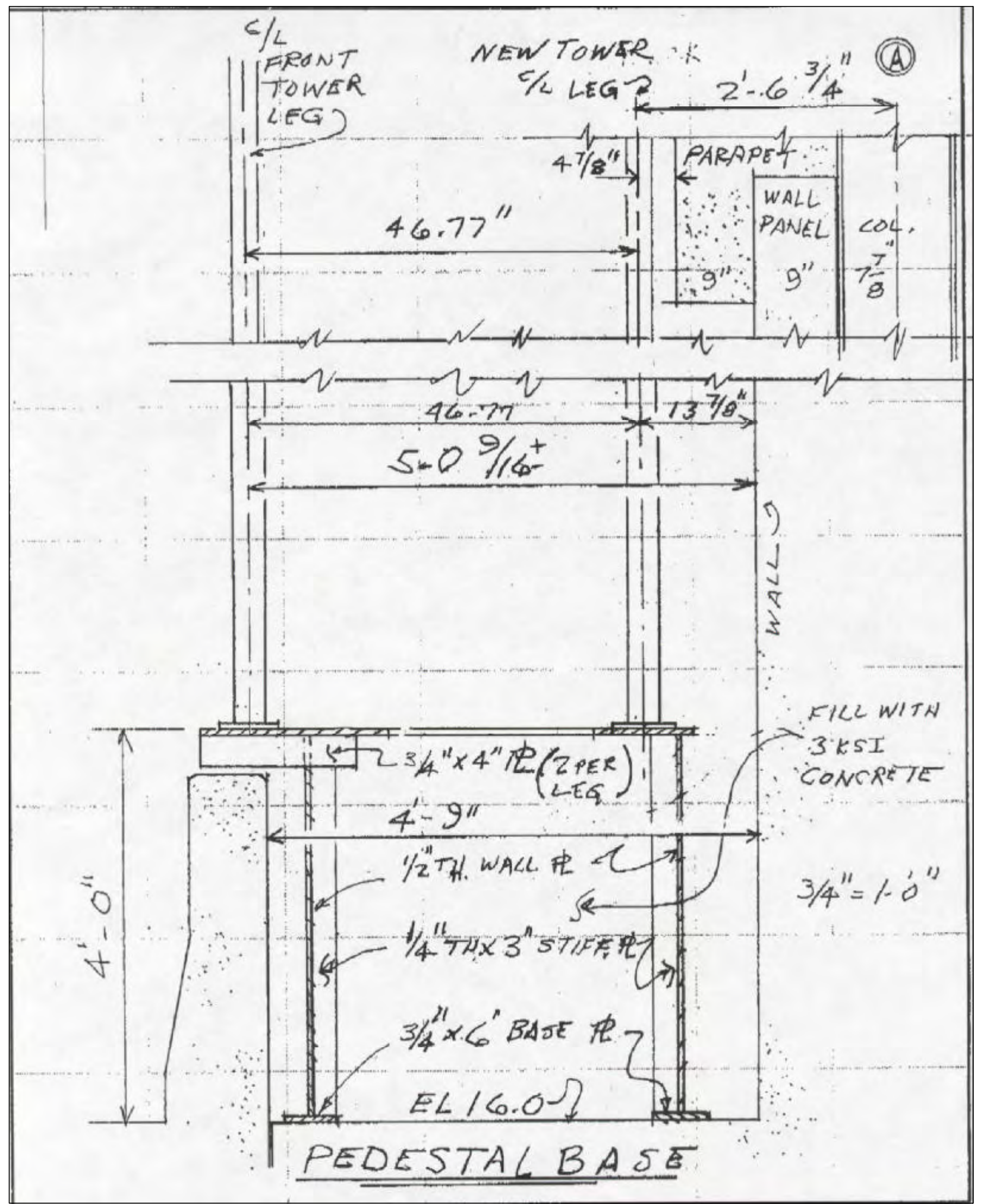
NOTE: CORNER PROTECTION ARMOR SHALL BE PROVIDED AT ALL VERTICAL AND HORIZONTAL EXPOSED CORNERS. ARMOR SHALL CONSIST OF L3x3x3/8 WITH 3/8"x6" STUD ANCHORS AT 45° TO INSIDE CORNER, SPACED 18" O.C., NOT GREATER THAN 3" FROM END OF ANGLE.

SECTION 3
SCALE IN FEET

TELEMETRY TOWER DETAILS
"RECORD DRAWINGS"

COPYRIGHT ©2001 BY BURNS & MCDONNELL ENGINEERING COMPANY, INC.

<p>Brown Cunningham Gannuch ENGINEERS, ARCHITECTS, CONSULTANTS METairie, LOUISIANA 70006 (504) 454-3866 License No. EB00008095</p>		DRAWN: JSB CHKD: CHKD DESIGN: DER R/G: R/G DATE: 5/10/2001	NO. (DWN) CHKD DATE
<p>Burns & McDonnell SINCE 1888 9400 WARD PARKWAY KANSAS CITY, MO. 64114 Certificate: ER0000253 BUDG. 24930</p>		EVERGLADES CONSTRUCTION PROJECT STORMWATER TREATMENT AREA NO. 3/4 PUMP STATIONS G-370 & G-372 PUMP STATION G-370 & G-372 MISCELLANEOUS DETAILS	REVISIONS
SOUTH FLORIDA WATER MANAGEMENT DISTRICT EVERGLADES CONSTRUCTION PROJECT 3301 GUN CLUB ROAD WEST PALM BEACH, FLORIDA 33406		CONTRACT NO. C-E304 DWG. NO. S-5	



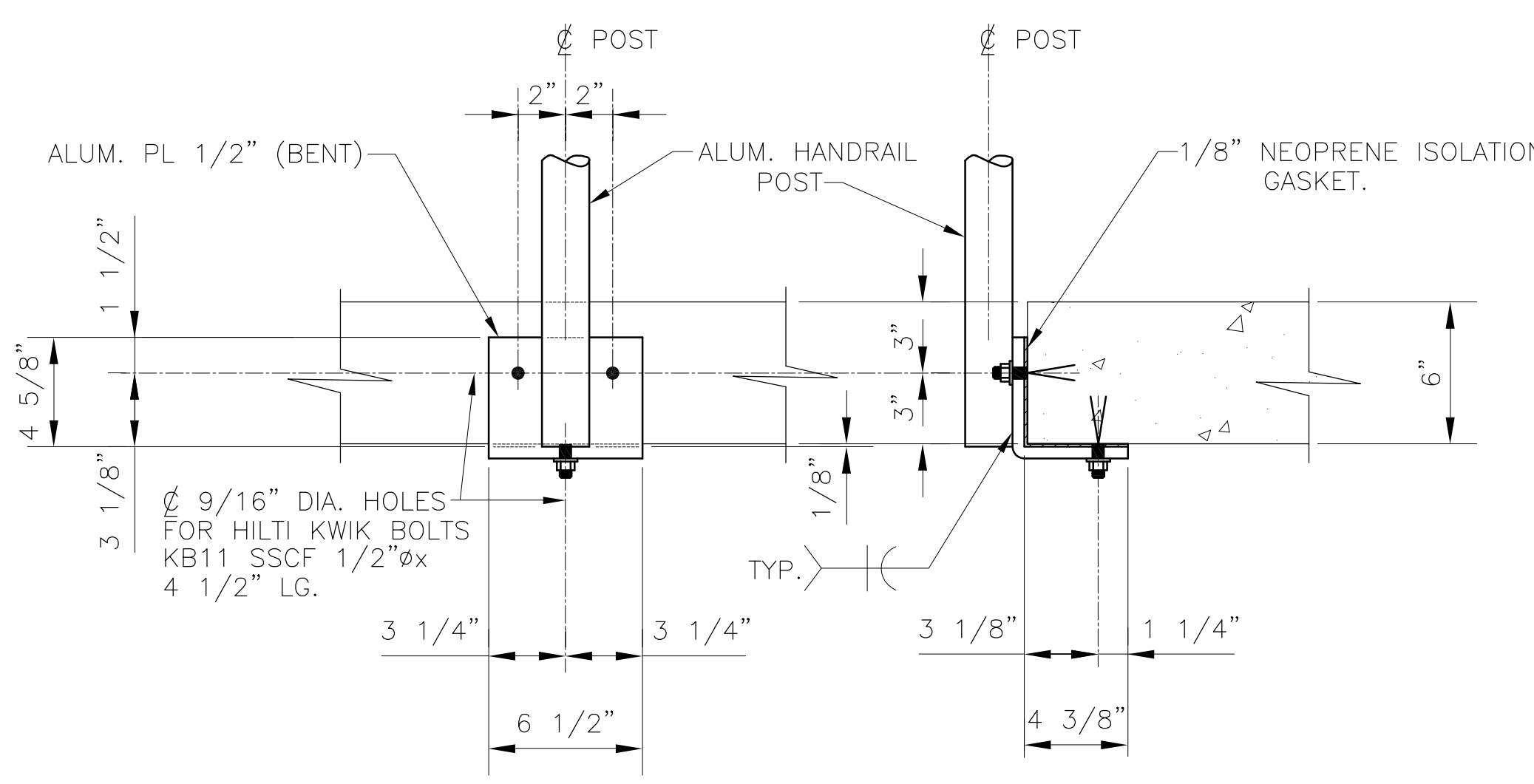
Scale For Microfilming
 Millimeters

Inches

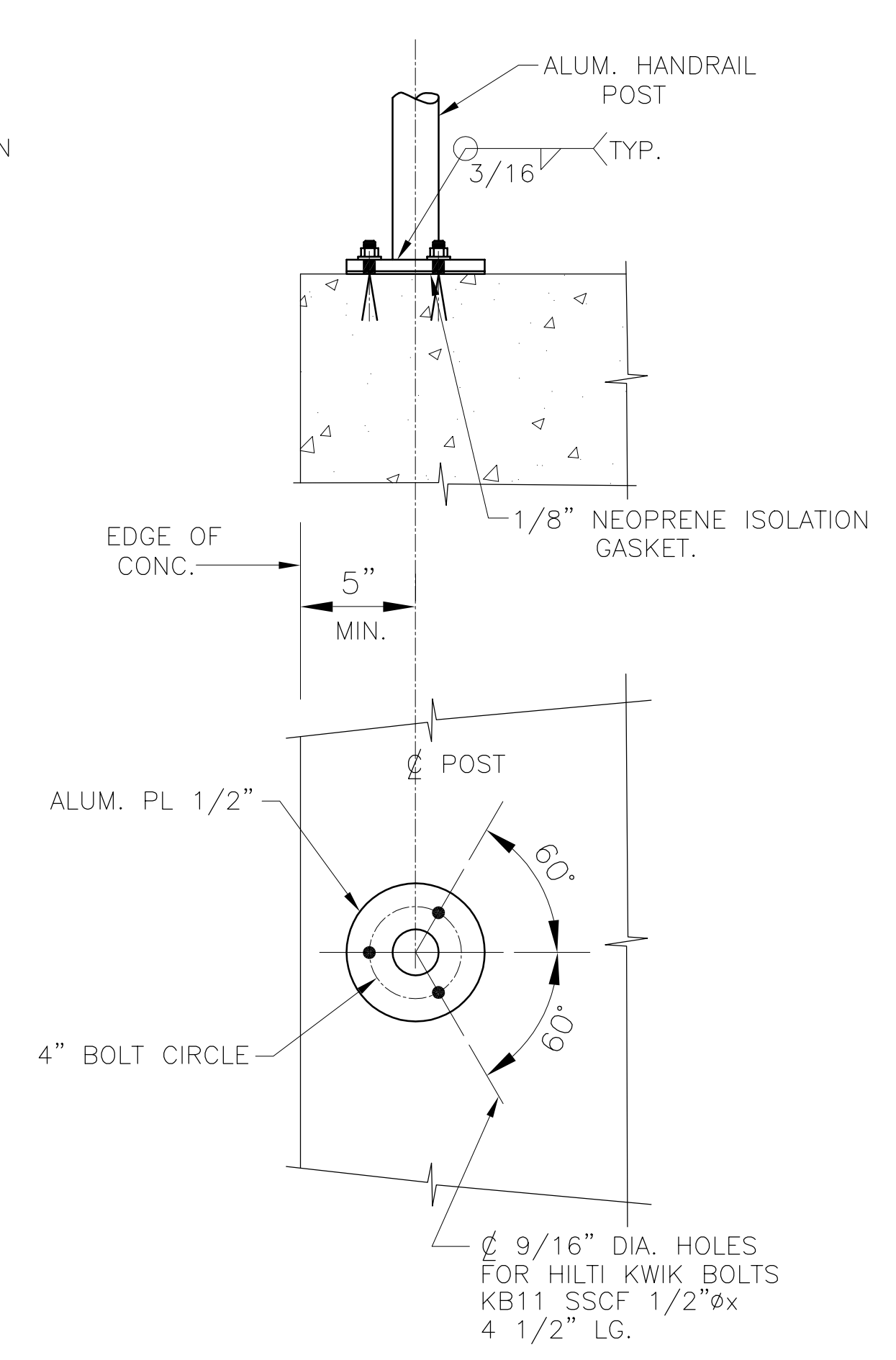
COPYRIGHT ©2001 BY BURNS & MCDONNELL ENGINEERING COMPANY, INC.

<p>Burns & McDonnell SINCE 1888 9400 WARD PARKWAY KANSAS CITY, MO 64114 Certification: EB0000253 BNC0 24930</p>	<p>EVERGLADES CONSTRUCTION PROJECT STORMWATER TREATMENT AREA NO. 3/4 PUMP STATIONS G-370 & G-372 PUMP STATION G-370 & G-372 G-370 TELEMETRY TOWER DETAILS</p>	<p>Brown Cunningham Gannuch ENGINEERS, ARCHITECTS, CONSULTANTS 2701 KUCIAMA ST. METAIRIE, LOUISIANA 70006 (504) 454-3866 License No. EB00008095</p>	<p>REVISIONS</p> <table border="1"> <tr> <th>NO.</th> <th>DATE</th> <th>CHKD</th> <th>DATE</th> </tr> <tr> <td>1</td> <td>5/10/2001</td> <td>NO. DWN</td> <td>CHKD</td> </tr> </table>	NO.	DATE	CHKD	DATE	1	5/10/2001	NO. DWN	CHKD
NO.	DATE	CHKD	DATE								
1	5/10/2001	NO. DWN	CHKD								
<p>EVERGLADES CONSTRUCTION PROJECT STORMWATER TREATMENT AREA NO. 3/4 PUMP STATIONS G-370 & G-372 PUMP STATION G-370 & G-372 G-370 TELEMETRY TOWER DETAILS</p>	<p>SOUTH FLORIDA WATER MANAGEMENT DISTRICT EVERGLADES CONSTRUCTION PROJECT 3301 GUN CLUB ROAD WEST PALM BEACH, FLORIDA 33406</p>	<p>CONTRACT NO. C-E304 DWG. NO. S-5A</p>	<p>RODNEY J. GANNUCH, P.E. FLA. C.E. REG. NO. 53545</p>								

"RECORD DRAWINGS"



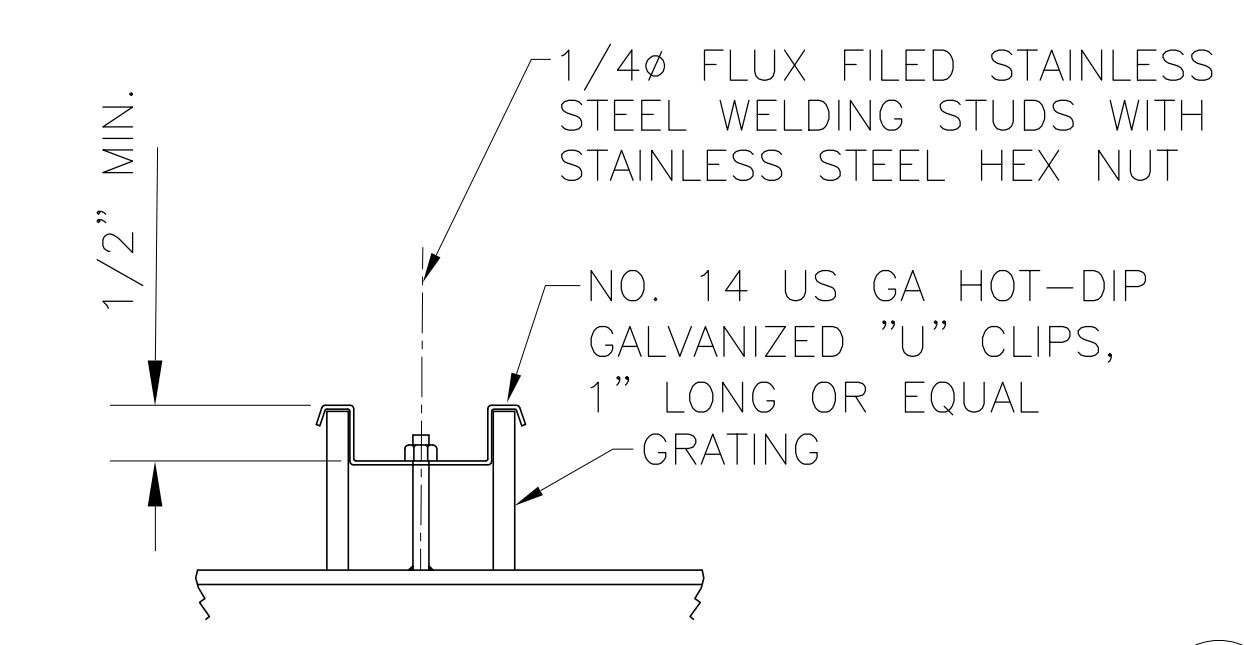
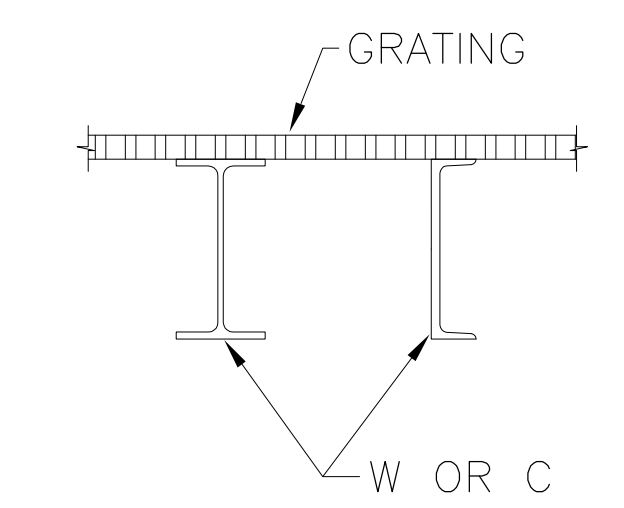
DETAIL 1
N.T.S.
S-140 S-6
S-240



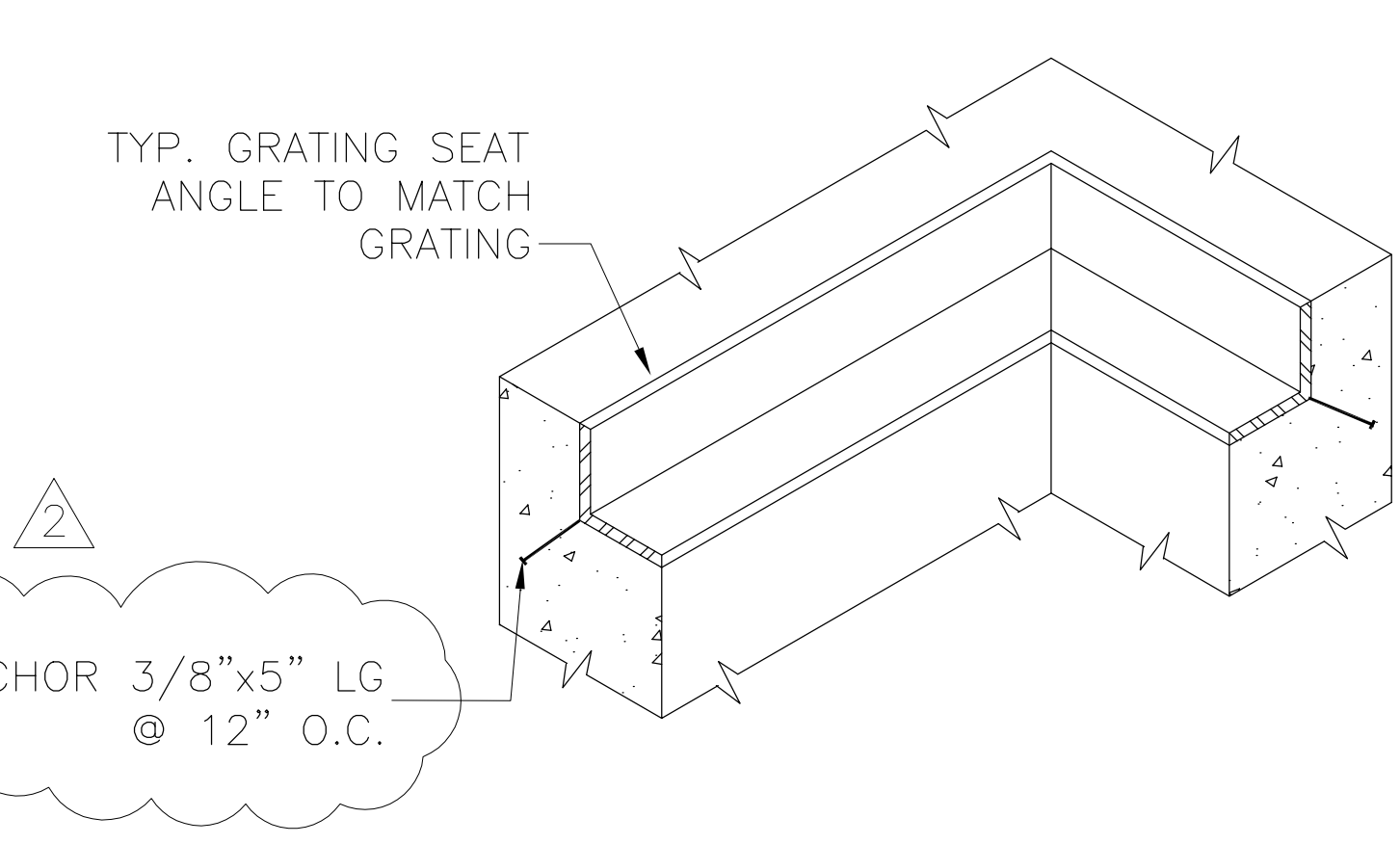
DETAIL 2
N.T.S.
S-140 S-6
S-240

GRATING TABLE

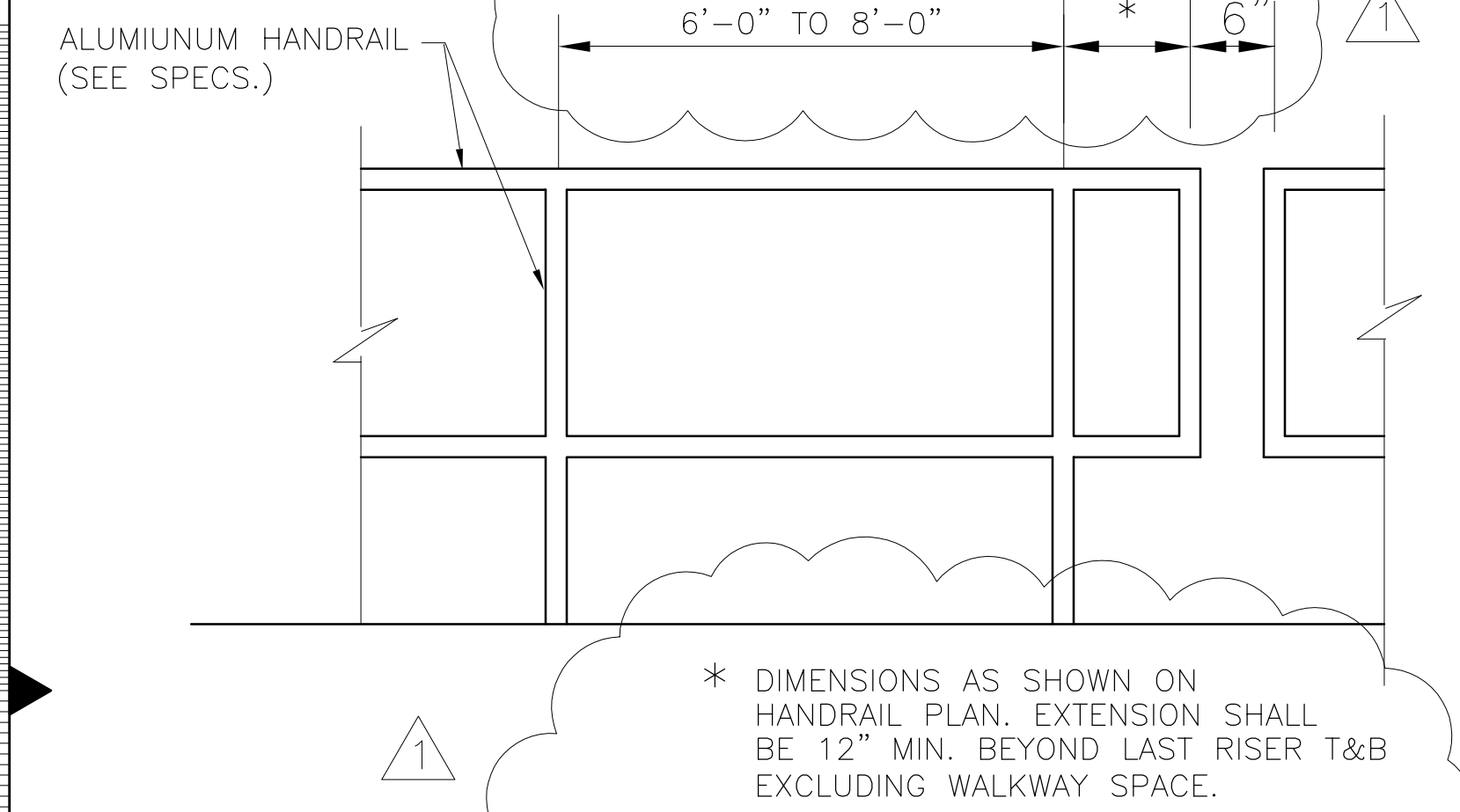
SPAN	GRATING BEARING BAR DEPTH	SUPPORTING STEEL
3'-6"	BEARING BAR 1 1/4x3/16	L 1 1/4x1 1/4x3/8, W OR C
4'-0"	BEARING BAR 1 1/2x3/16	L 1 1/2x1 1/2x3/8, W OR C
4'-6"	BEARING BAR 1 3/4x3/16	L 1 3/4x1 3/4x3/8, W OR C
5'-0"	BEARING BAR 2x3/16	L 2x2x3/8, W OR C
5'-6"	BEARING BAR 2x3/16	L 2x2x3/8, W OR C
6'-0"	BEARING BAR 2 1/4x3/16	L 2 1/4x2 1/4x3/8, W OR C
6'-6"	BEARING BAR 2 1/2x3/16	L 2 1/2x2 1/2x3/8, W OR C



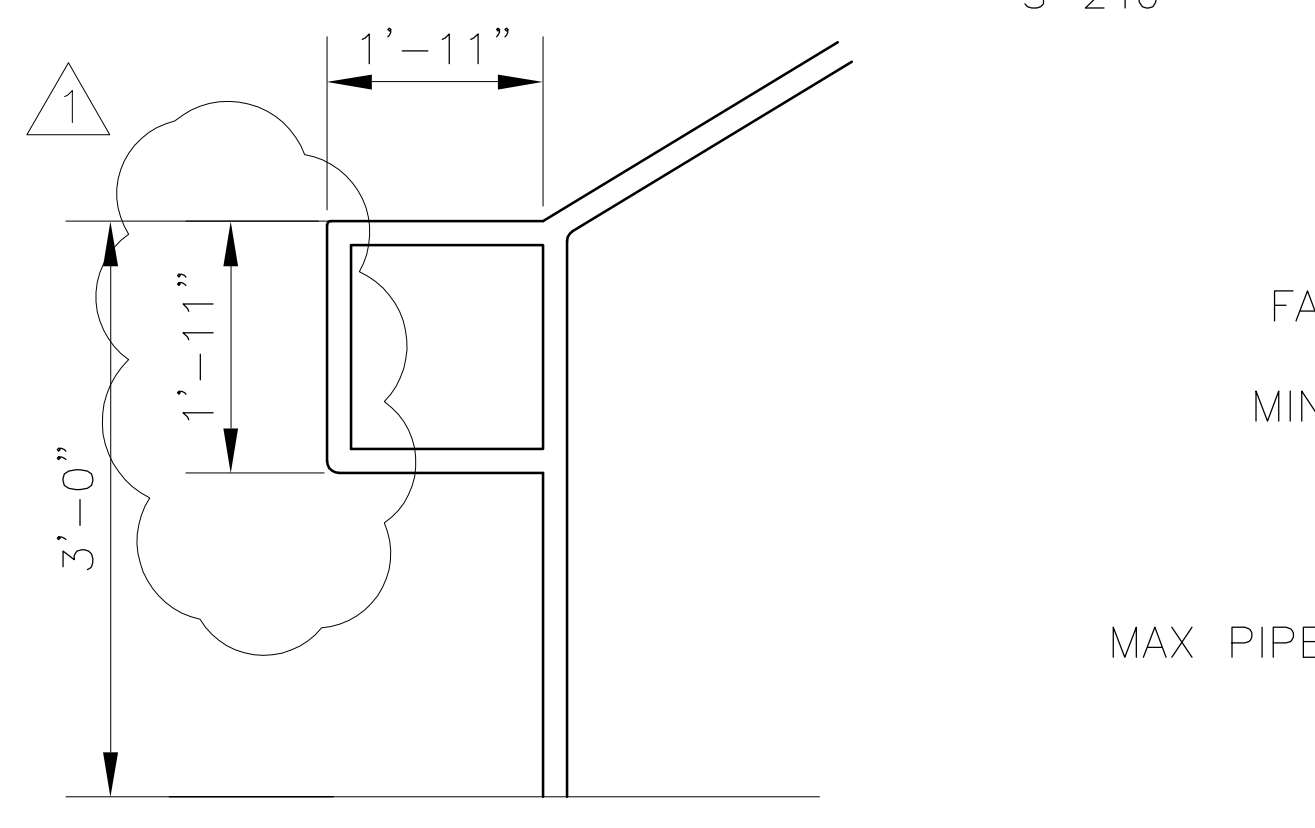
TYPICAL GRATING CLIP
(ALL MATERIAL BY GRATING MFR.)
PROVIDE 4 CLIPS FOR PANELS UP TO 10'-0" LONG
PROVIDE 6 CLIPS FOR PANELS OVER 10'-0" LONG



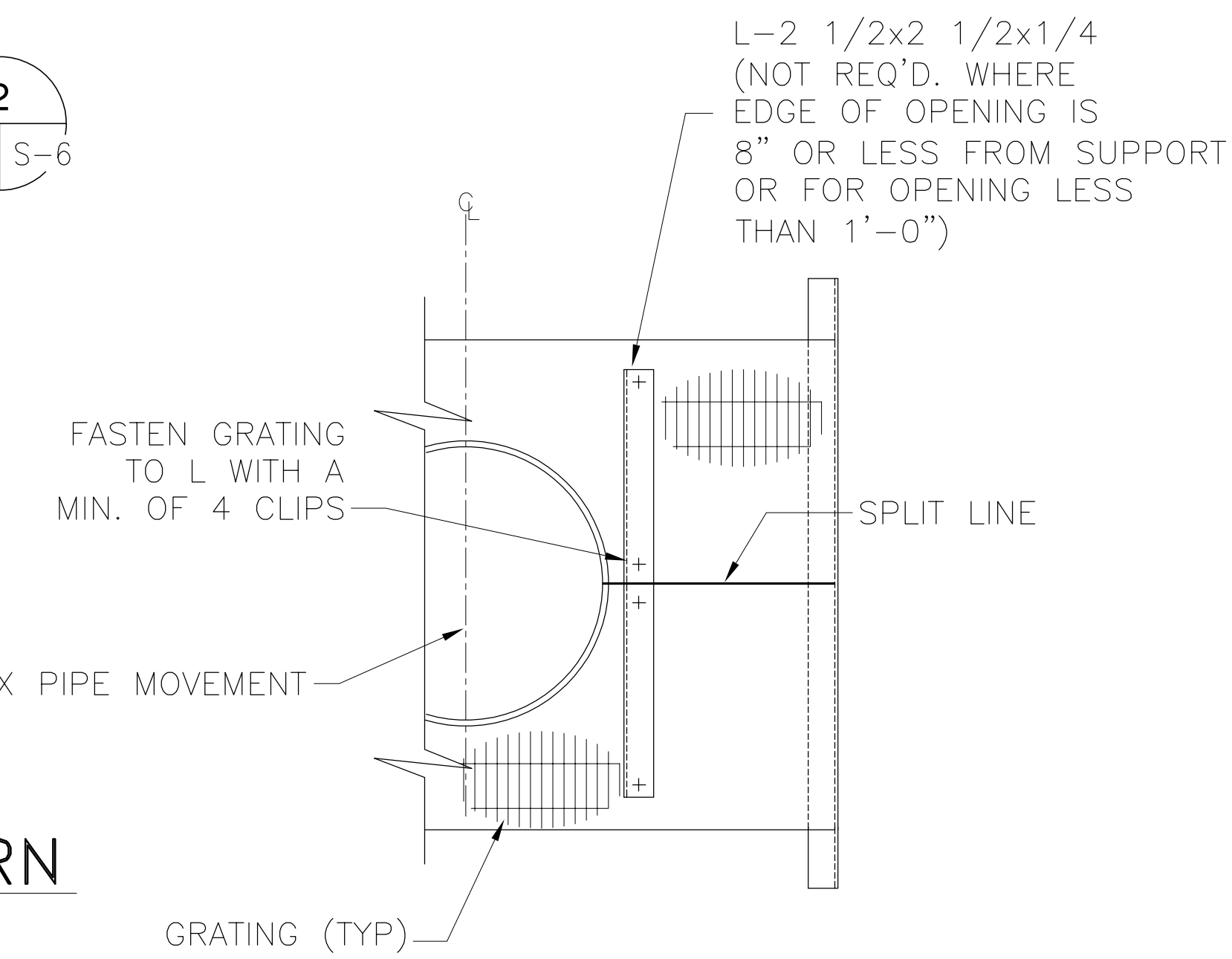
TYPICAL GRATING SEAT
NOTE: ALL GRATING SEAT ANGLES TO BE HOT-DIPPED GALVANIZED.



TYPICAL FIXED HANDRAIL DETAILS

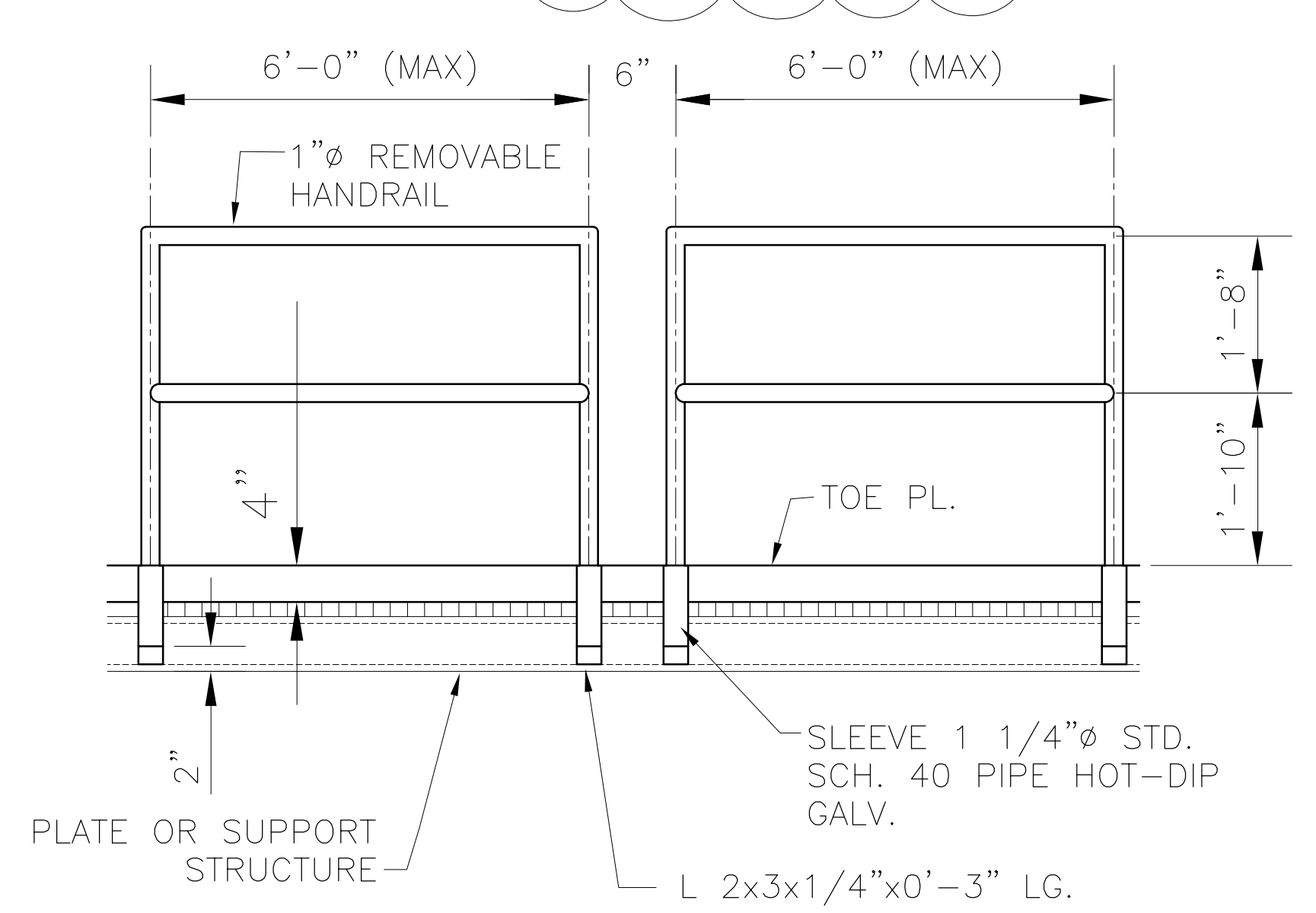


TYPICAL HANDRAIL RETURN
SEE DWG. A-2 FOR ADDITIONAL DETAILS

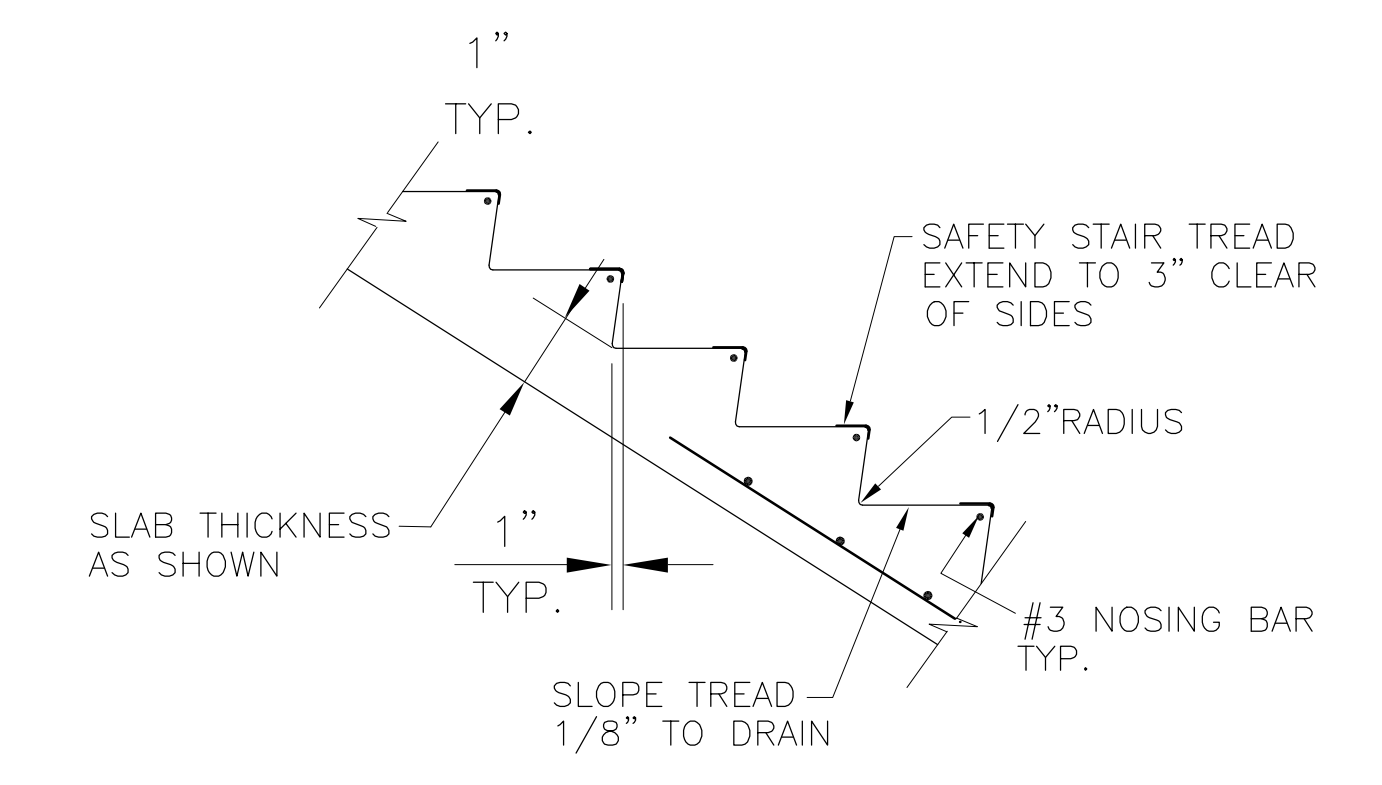


GRATING NOTES:

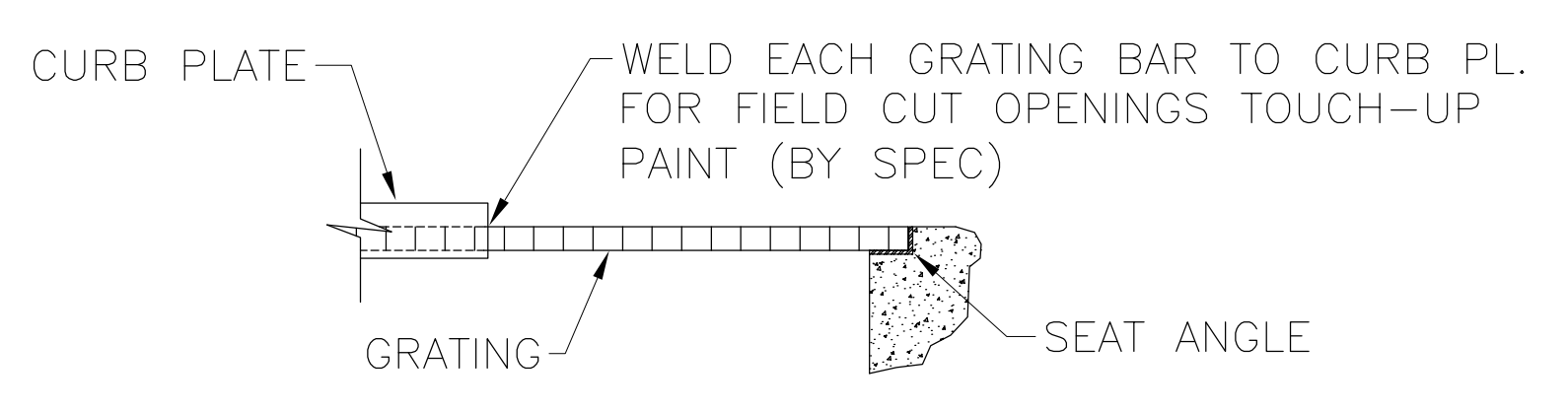
- STANDARD GRATING USED FOR FLOORS, PLATFORMS, ETC., SHALL BE RECTANGULAR WELDED TYPE HAVING 3/16" SERRATED BEARING BARS, SPACED 1 3/16" ON CENTERS WITH 3/8" CROSS BARS SPACED NOT MORE THAN 4" ON CENTERS AND WELDED INTO THE BEARING BARS TO FOR AN ANTI-SLIP SURFACE. ALL GRATING SHALL BE HOT-DIP GALVANIZED AFTER FABRICATION. DEPTH OF BEARING BARS SHALL BE AS SHOWN IN TABLE. SEE TYPICAL DETAIL FOR INSTALLATION INSTRUCTION.
- GRATING PANELS SHALL BE REMOVABLE AND SECURELY FASTENED TO SUPPORTING STEEL USING THE DETAILS SHOWN ON THIS DRAWING.



TYPICAL REMOVABLE HANDRAIL DETAILS



TYPICAL CONCRETE STAIRS

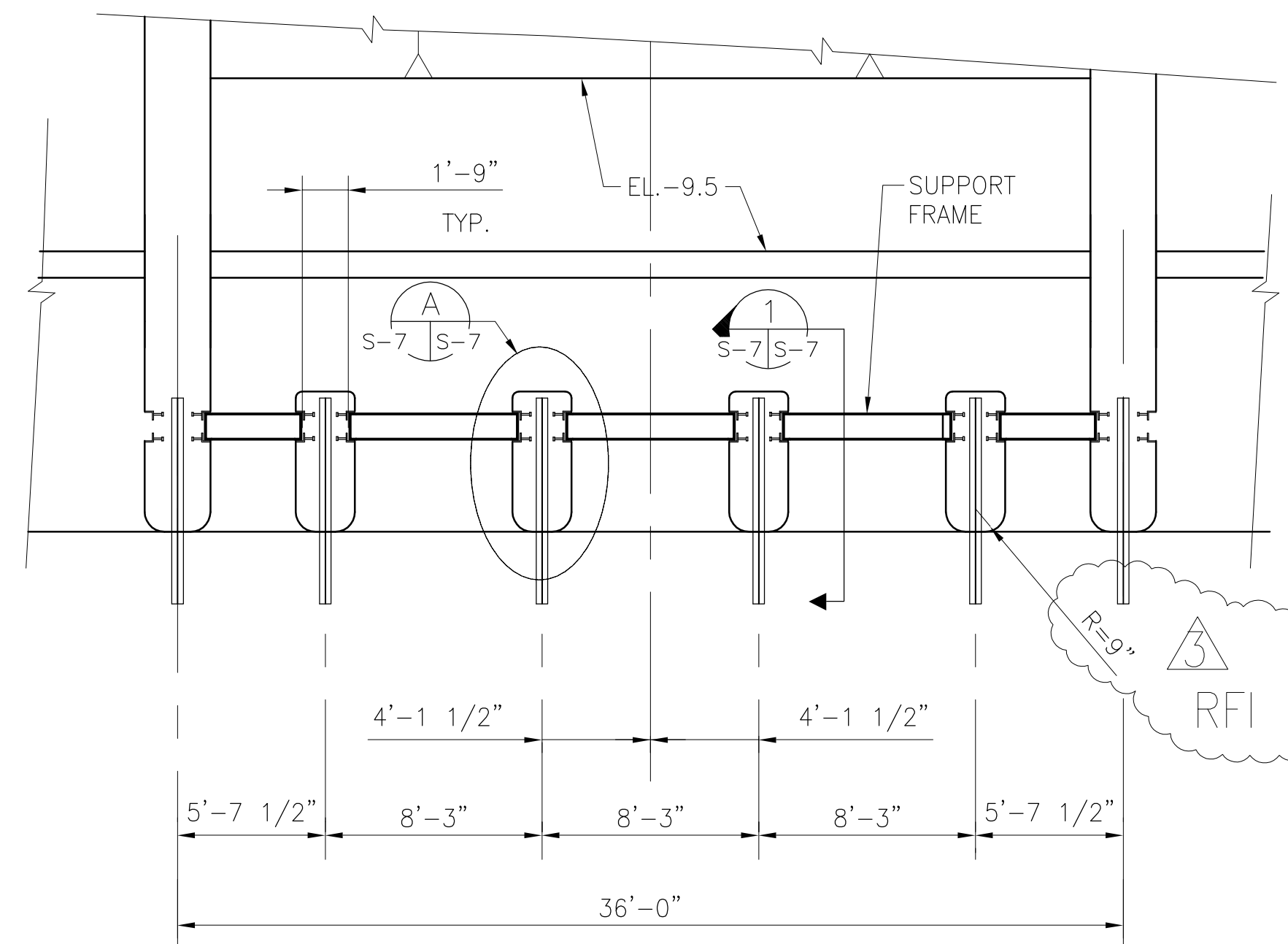


TYPICAL GRATING DETAILS

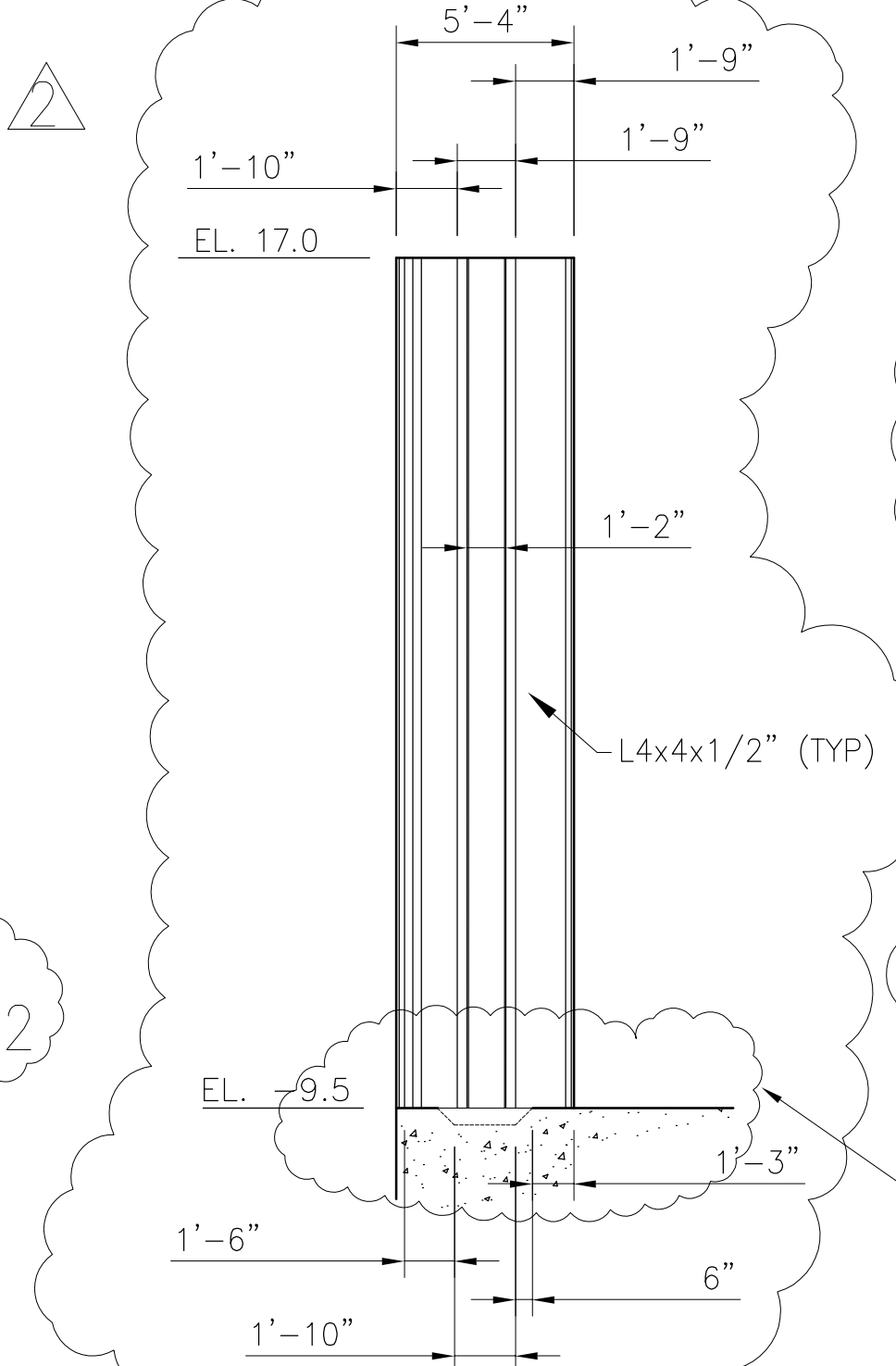
Rodney J. Gannuch, P.E.
FLA. C.E. REG. NO. 53545

DRAWN CHKO	DESIGN RUG	DATE 5/10/2001	NO. / REV. / DATE	REVISIONS
7-11-01	6-29-01	6-01-01	CHKO	A
REVIS PER ADDENDUM NO.4	REVIS PER ADDENDUM NO.3	REVIS PER ADDENDUM NO.1	CHKO	B
REVIS PER ADDENDUM NO.2	REVIS PER ADDENDUM NO.1	REVIS PER ADDENDUM NO.1	CHKO	C
BURNS & MCDONNELL SINCE 1938 ENGINEERS, ARCHITECTS & CONSULTANTS METairie, LOUISIANA 70006 (504) 454-3866 License No. EB00008095				
EVERGLADES CONSTRUCTION PROJECT STORMWATER TREATMENT AREA NO. 3/4 PUMP STATIONS G-370 & G-372 PUMP STATION G-370 & G-372 MISCELLANEOUS DETAILS				
SOUTH FLORIDA WATER MANAGEMENT DISTRICT EVERGLADES CONSTRUCTION PROJECT 3301 GUN CLUB ROAD WEST PALM BEACH, FLORIDA 33406				
CONTRACT NO. C-E304 DWG. NO. S-6				

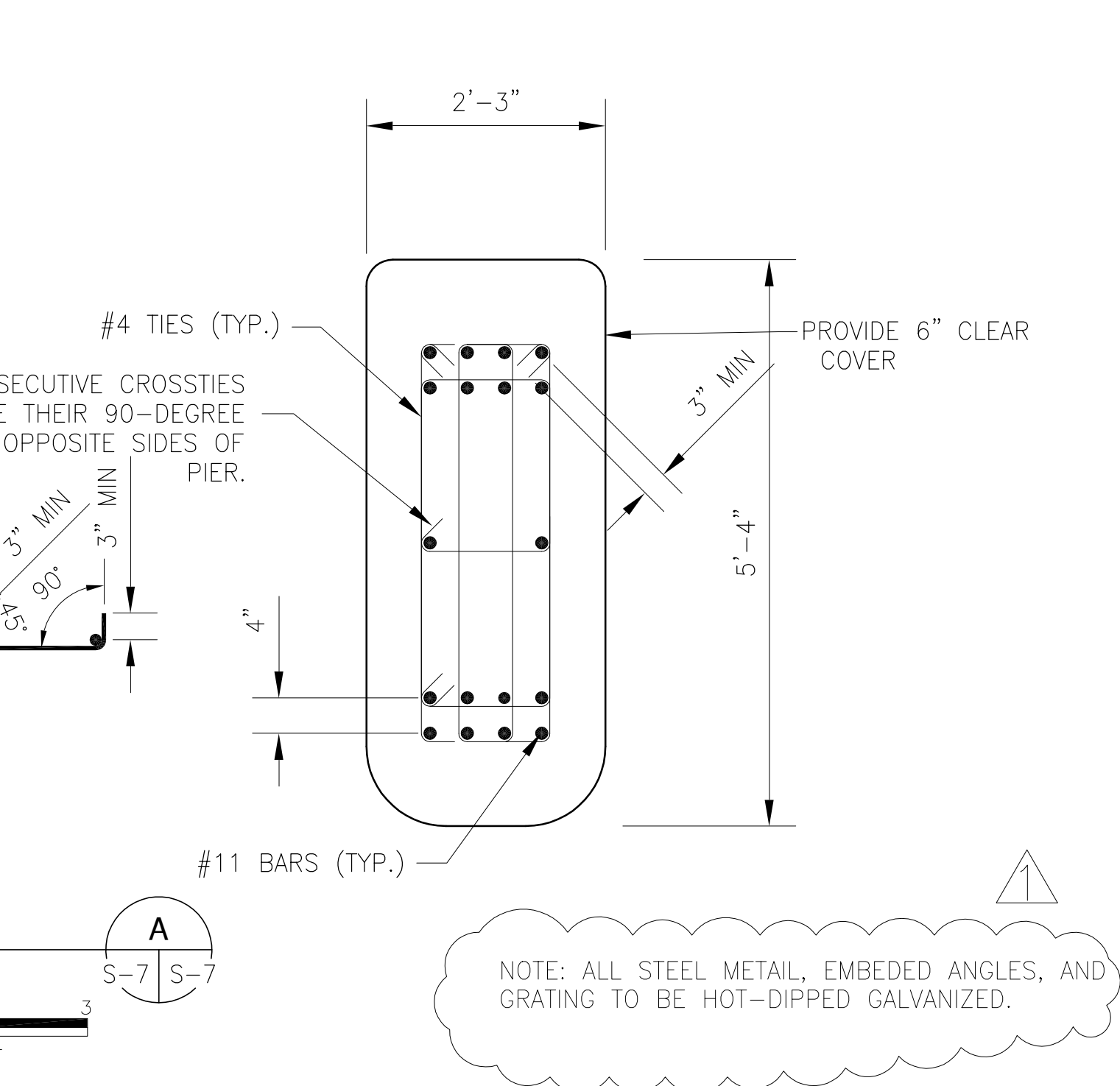
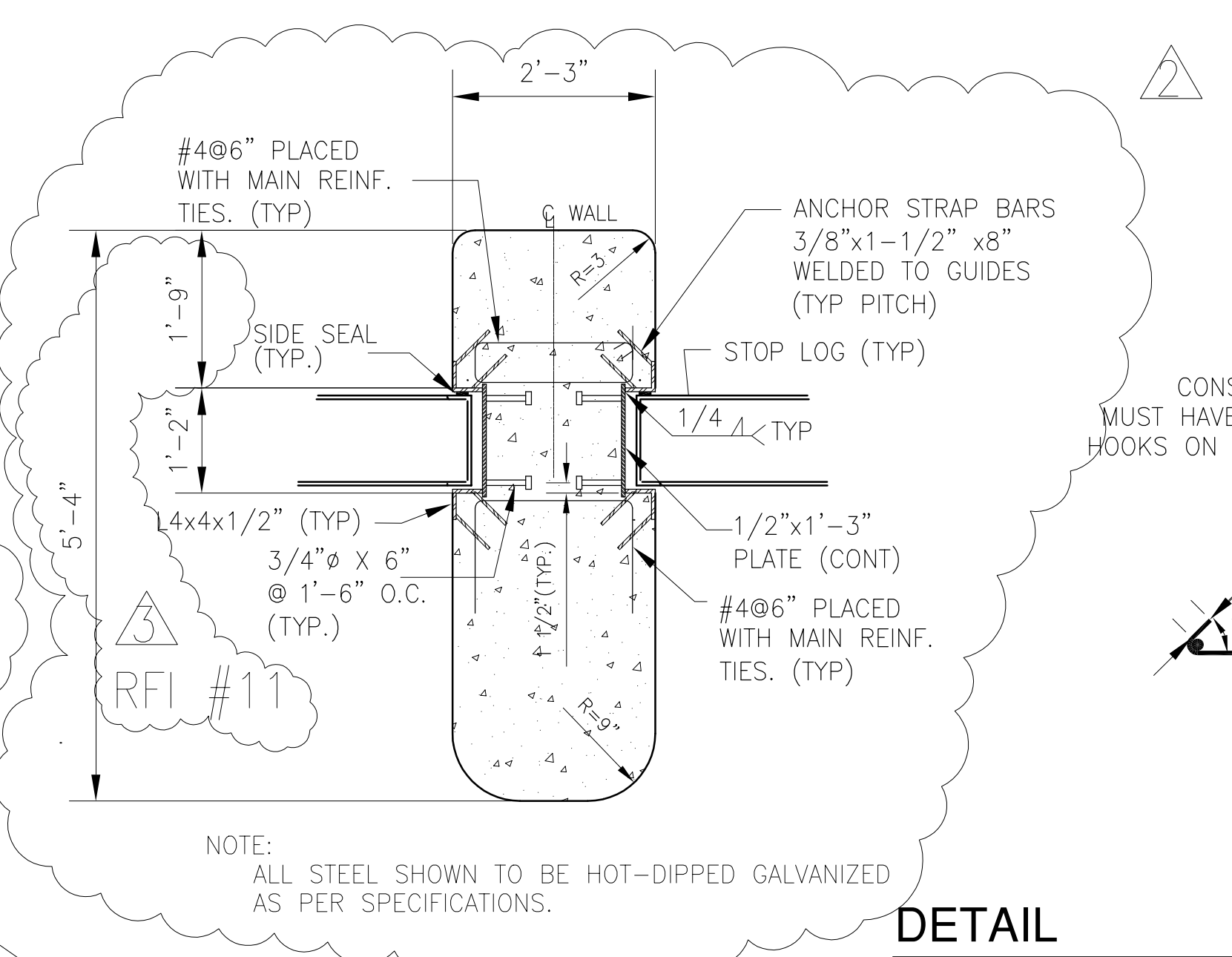
COPYRIGHT ©2001 BY BURNS & MCDONNELL ENGINEERING COMPANY, INC.



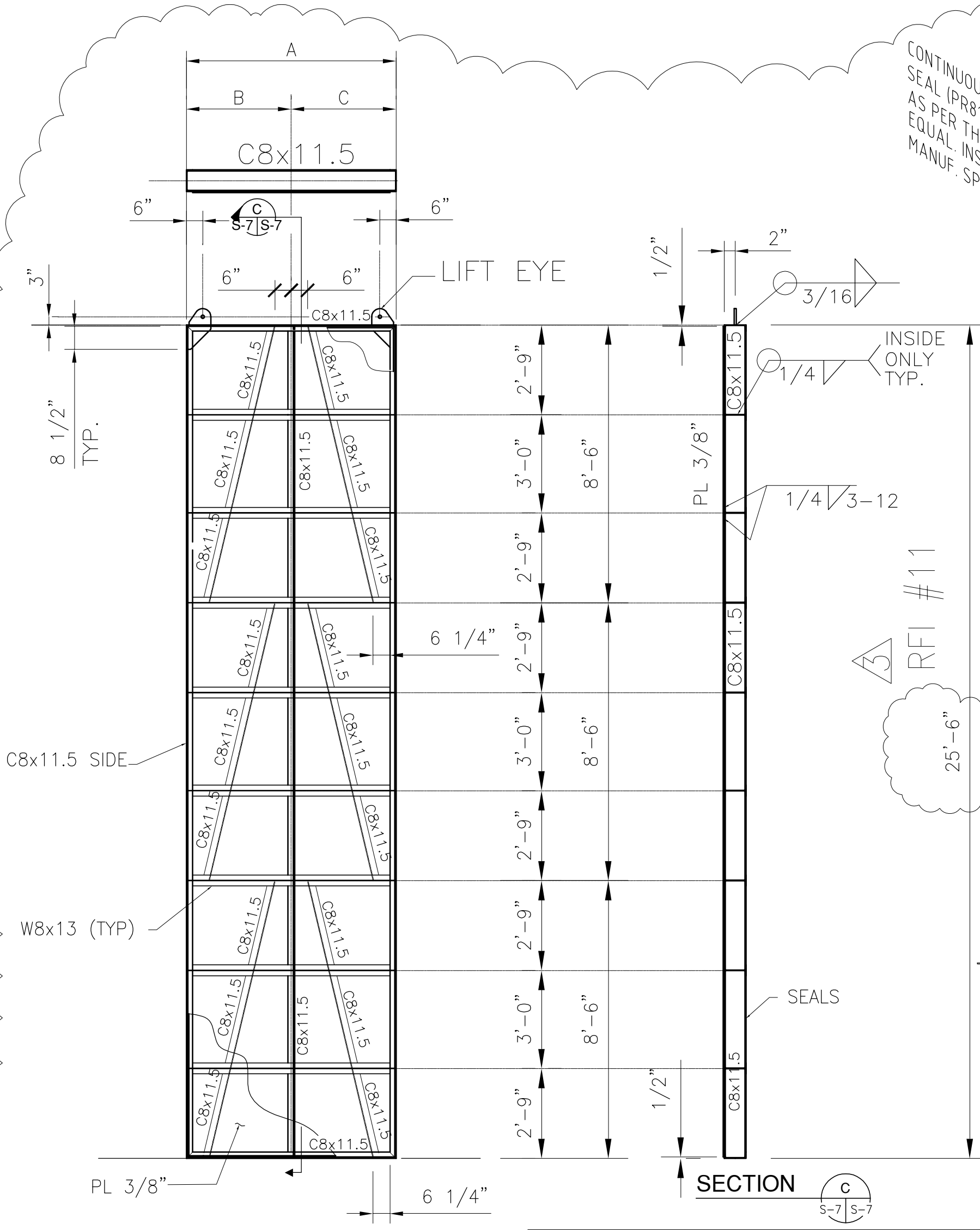
SCALE IN FEET



SCALE IN FEET

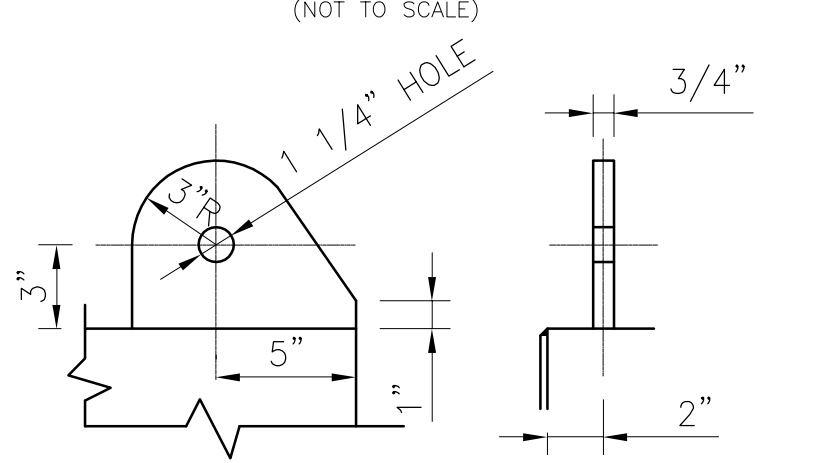


RFI #10 RECESS ELIMINATED REPLACED W/ FLAT BOTTOM

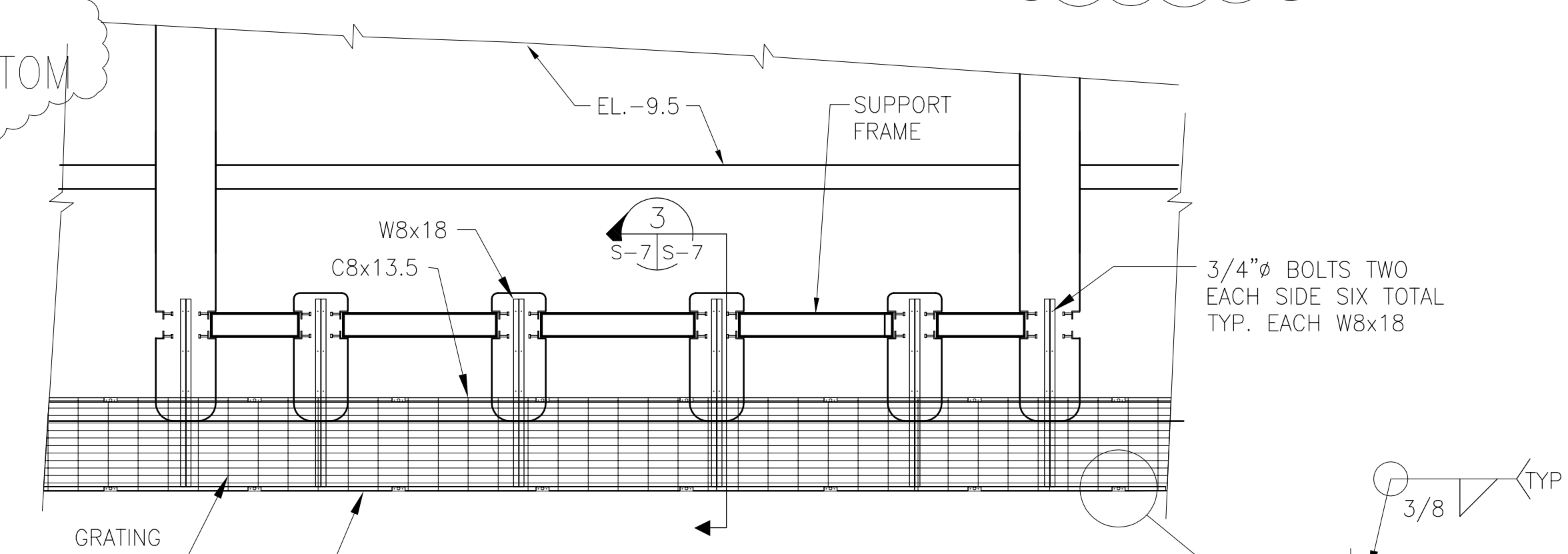


DIMENSIONS	THREE REQ'D. 6'-6" STOPLOG	TWO REQ'D. 3'-8" STOPLOG
A	6'-6"	3'-8"
B	3'-3"	1'-10"
C	3'-3"	1'-10"

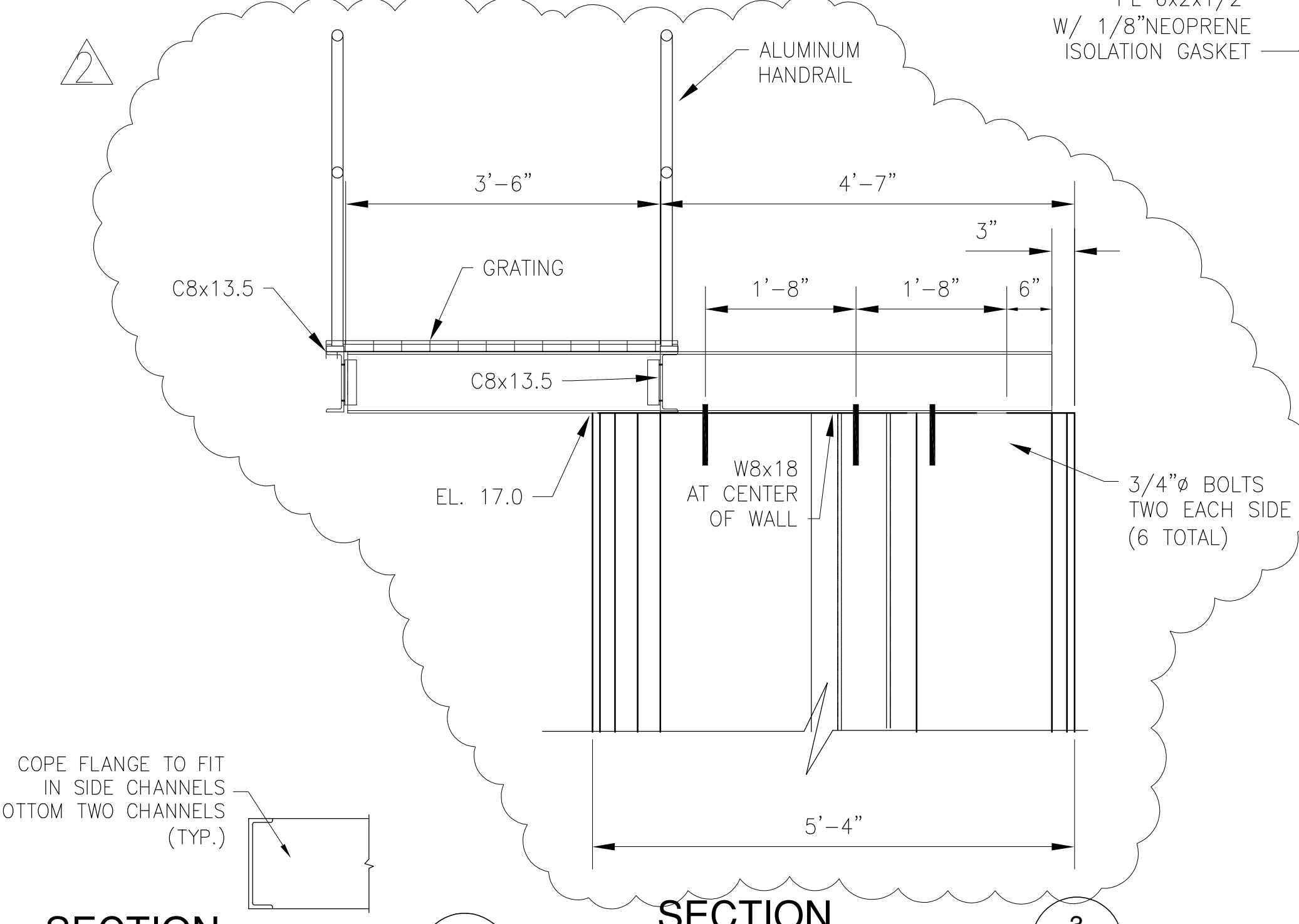
TYPICAL STOP LOG SEAL DETAIL (NOT TO SCALE)



LIFT EYE DETAIL (NOT TO SCALE)



SCALE IN FEET



SCALE IN FEET


SCALE IN FEET

"RECORD DRAWINGS"

COPYRIGHT ©2001 BY BURNS & MCDONNELL ENGINEERING COMPANY, INC.

<p>Brown Cunningham Gannoch ARCHITECTS & CONSULTANTS 9400 WARD PARKWAY KANSAS CITY, MO. 64114 License No. EB0000253 BMG 24930</p>	<p>REVISIONS</p> <table border="1"> <tr> <th>NO.</th> <th>DATE</th> <th>CHKD</th> <th>DATE</th> <th>REVISIONS</th> </tr> <tr> <td>7-15-04</td> <td>7-15-04</td> <td>RJC</td> <td></td> <td>REVISED PER RFI #2, 10, 11, 19</td> </tr> <tr> <td>X</td> <td>7-11-01</td> <td>X</td> <td></td> <td>REVISED PER ADDENDUM NO. 4</td> </tr> <tr> <td>X</td> <td>6-29-01</td> <td>X</td> <td></td> <td>REVISED PER ADDENDUM NO. 3</td> </tr> <tr> <td>5/10/2001</td> <td></td> <td>NO. DWN</td> <td></td> <td></td> </tr> </table>	NO.	DATE	CHKD	DATE	REVISIONS	7-15-04	7-15-04	RJC		REVISED PER RFI #2, 10, 11, 19	X	7-11-01	X		REVISED PER ADDENDUM NO. 4	X	6-29-01	X		REVISED PER ADDENDUM NO. 3	5/10/2001		NO. DWN		
NO.	DATE	CHKD	DATE	REVISIONS																						
7-15-04	7-15-04	RJC		REVISED PER RFI #2, 10, 11, 19																						
X	7-11-01	X		REVISED PER ADDENDUM NO. 4																						
X	6-29-01	X		REVISED PER ADDENDUM NO. 3																						
5/10/2001		NO. DWN																								
<p>Burns & McDonnell SINCE 1888 9400 WARD PARKWAY KANSAS CITY, MO. 64114 Certification: EB0000253 BMG 24930</p>	<p>EVERGLADES CONSTRUCTION PROJECT STORMWATER TREATMENT AREA NO. 3/4 PUMP STATIONS G-370 & G-372 PUMP STATIONS G-370 & G-372 STRAIGHTNER WALLS, CATWALK AND NEEDLE SUPPORT DETAILS</p>																									
<p>SOUTH FLORIDA WATER MANAGEMENT DISTRICT EVERGLADES CONSTRUCTION PROJECT 3301 GUN CLUB ROAD WEST PALM BEACH, FLORIDA 33406</p>	<p>CONTRACT NO. C-E304 DWG. NO. S-7</p>																									

Rodney J. Gannoch, P.E.
FLA. C.E. REG. NO. 53545



(REST PLATFORM REQUIRED FOR HEIGHTS OVER 30 FT)

NOTE:
ALL BOLTS/FASTENERS
NECESSARY TO ANCHOR
LADDERS ARE BY LADDER
MANUFACTURER.

ALL LADDER AND SAFETY CAGE
MATERIALS ARE FABRICATED FROM ALUMINUM.

1/8" MOLDED
POLYURETHANE
SAFETY CAPS

2-1/2" ALUMINUM
CHANNEL SIDERAIL
(6005-T5)

1/8" ALUMINUM
TREAD PLATE SURFACE

TOP STEP
AT ROOF LEVEL

PLATFORM PLAN

1-1/4" SQ.
ALUMINUM HANDRAILS (6005-T5)

ALUMINUM TOE BOARDS
(6005-T5)

BRACKET DETAIL

FACTORY FINISH
ALUMINUM-MILL FINISH

ROOF ACCESS LADDER

FIXED LADDER w/CAGE & REST PLATFORM

NOTE:
LADDERS ARE SHOWN OFFSET
IN LEFT SIDE VIEW FOR CLARITY.
REST PLATFORM IS OMITTED IN
LEFT SIDE VIEW FOR CLARITY.

RIGHT SIDE VIEW
OF REST PLATFORM

Rodney J. Gannuch, P.E.
FLA. C.E. REG. NO. 53545

**SOUTH FLORIDA
WATER MANAGEMENT DISTRICT**
EVERGLADES CONSTRUCTION PROJECT
3301 GUN CLUB ROAD
WEST PALM BEACH, FLORIDA 33406

EVERGLADES CONSTRUCTION PROJECT
STORMWATER TREATMENT AREA NO. 3/4
PUMP STATIONS G-370 & G-372
PUMP STATION G-370 & G-372
MISCELLANEOUS DETAILS

Burns & McDonnell
SINCE 1888
9400 WARD PARKWAY
KANSAS CITY, MO 64114
Certification: ER0000253
BUD

Brown Cunningham Gannuch
ARCHITECTS - CONSULTANTS
ENGINEERS
METAFIRE LOUISIANA 70006
(504) 454-8866
License No. EB00008095

NO.	DATE	CHKD	DATE	REVISIONS
1	5/10/2001	NO. DWN	CHKD	
2				
3				
4				
5				
6				
7				
8				
9				
10				
11				
12				
13				
14				
15				
16				

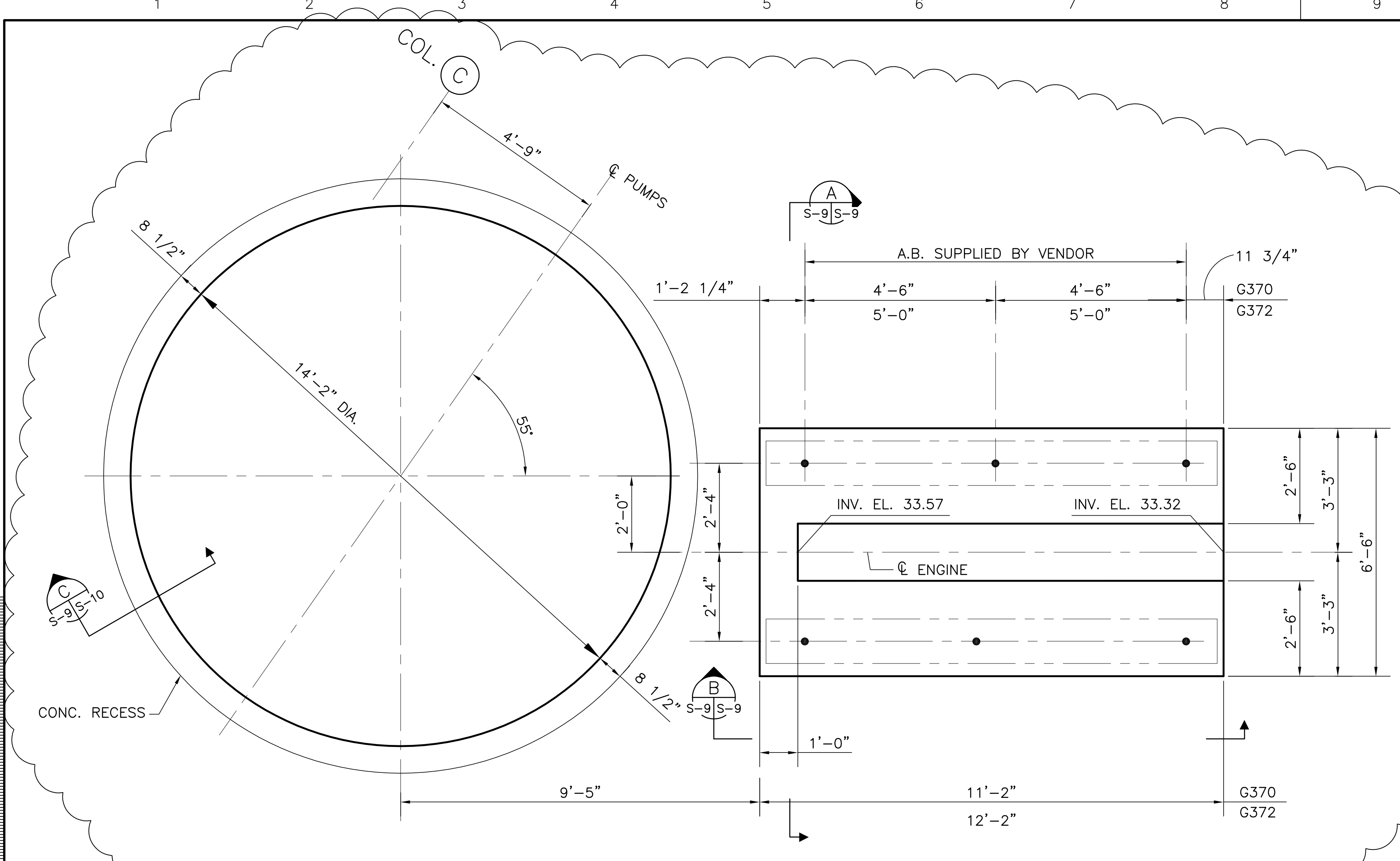
CONTRACT NO.
C-E304
DWG. NO.
S-8

"RECORD DRAWINGS"

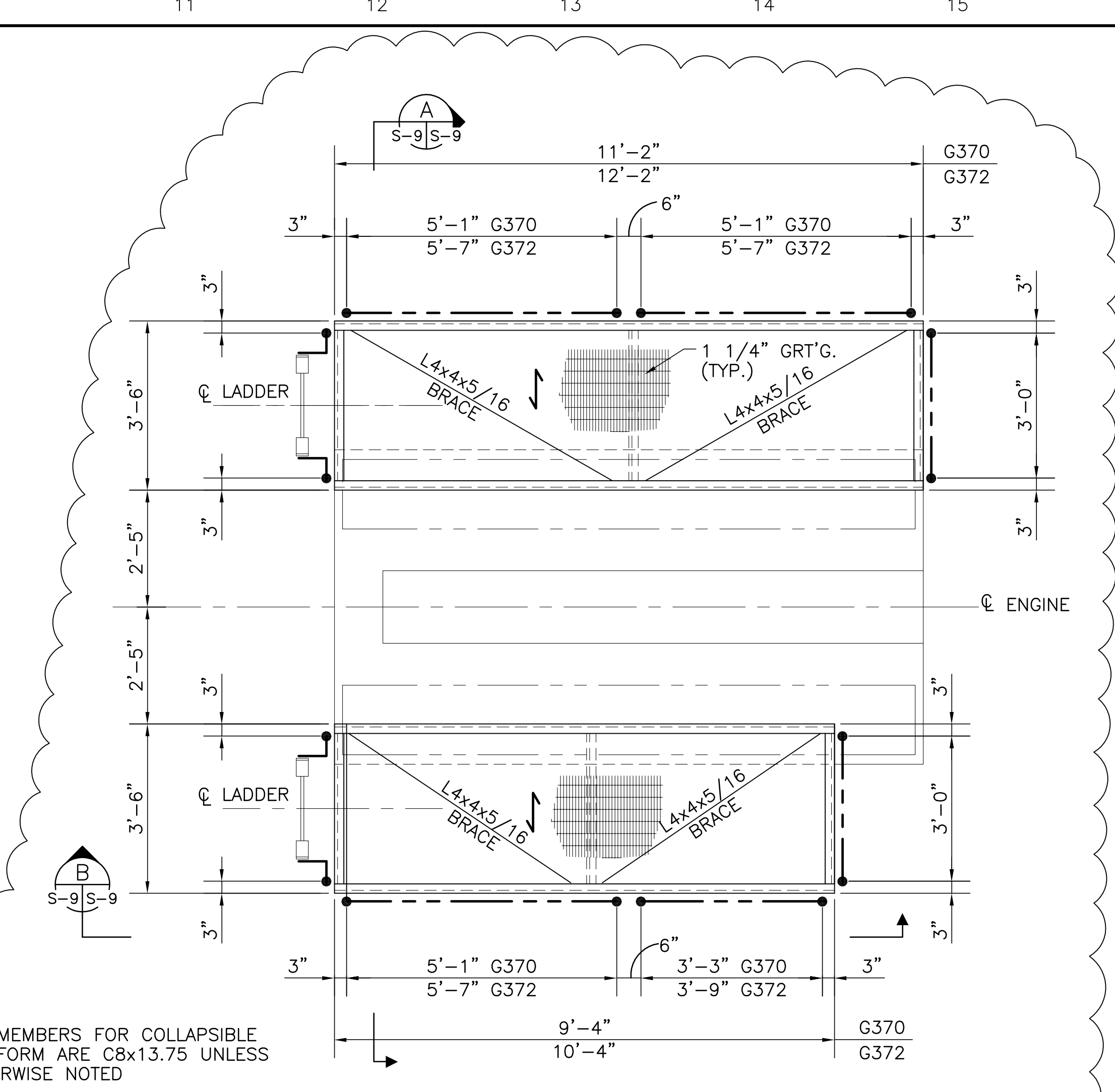
Scale For Microfilming
Inches
Millimeters

COPYRIGHT ©2001 BY BURNS & McDONNELL ENGINEERING COMPANY, INC.

Copyright ©2001 by Burns & McDonnell Engineering Company, Inc.
 Scale For Microfilming
 Millimeters
 Inches



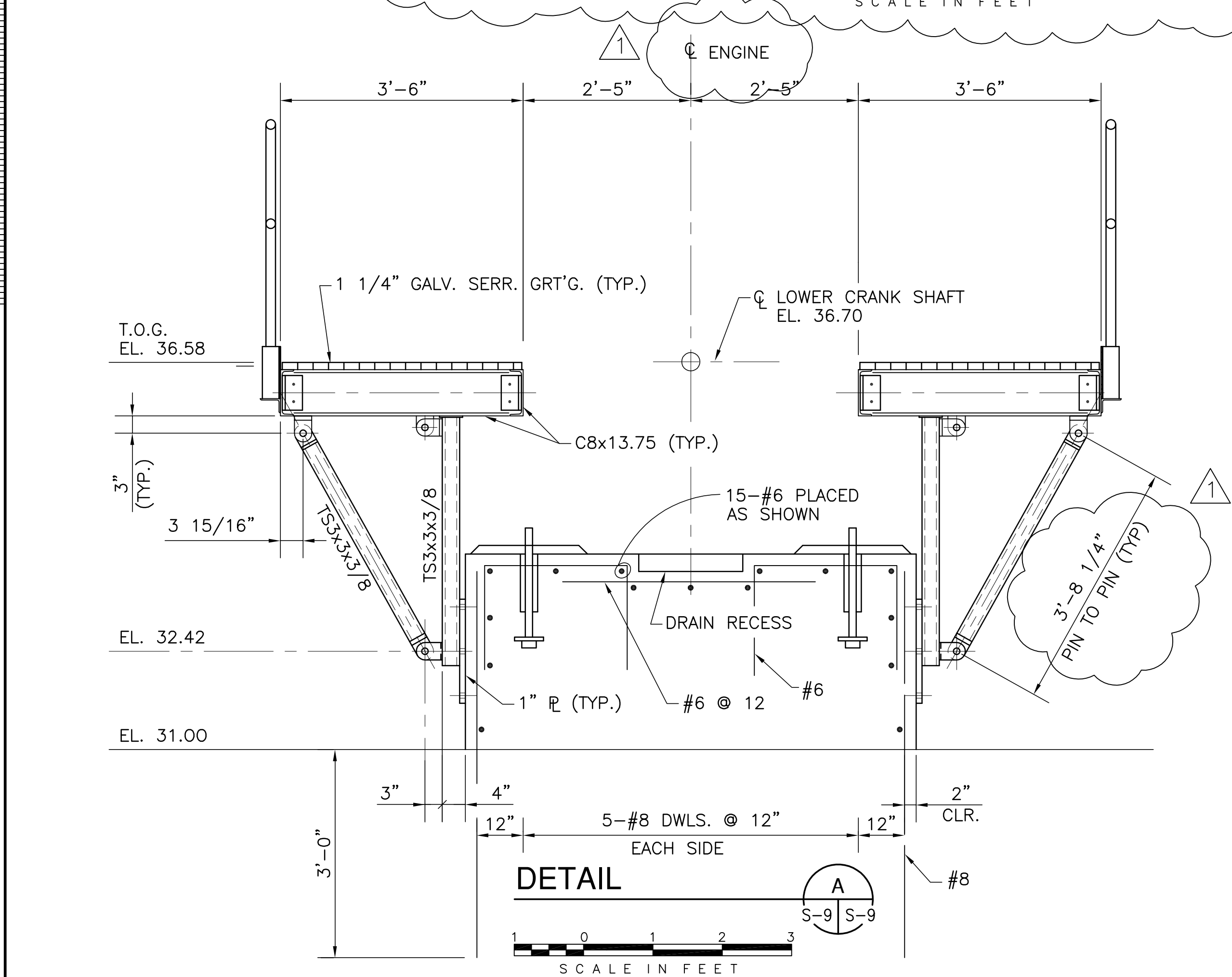
PLAN-PUMP BASE & ENGINE FOUNDATION



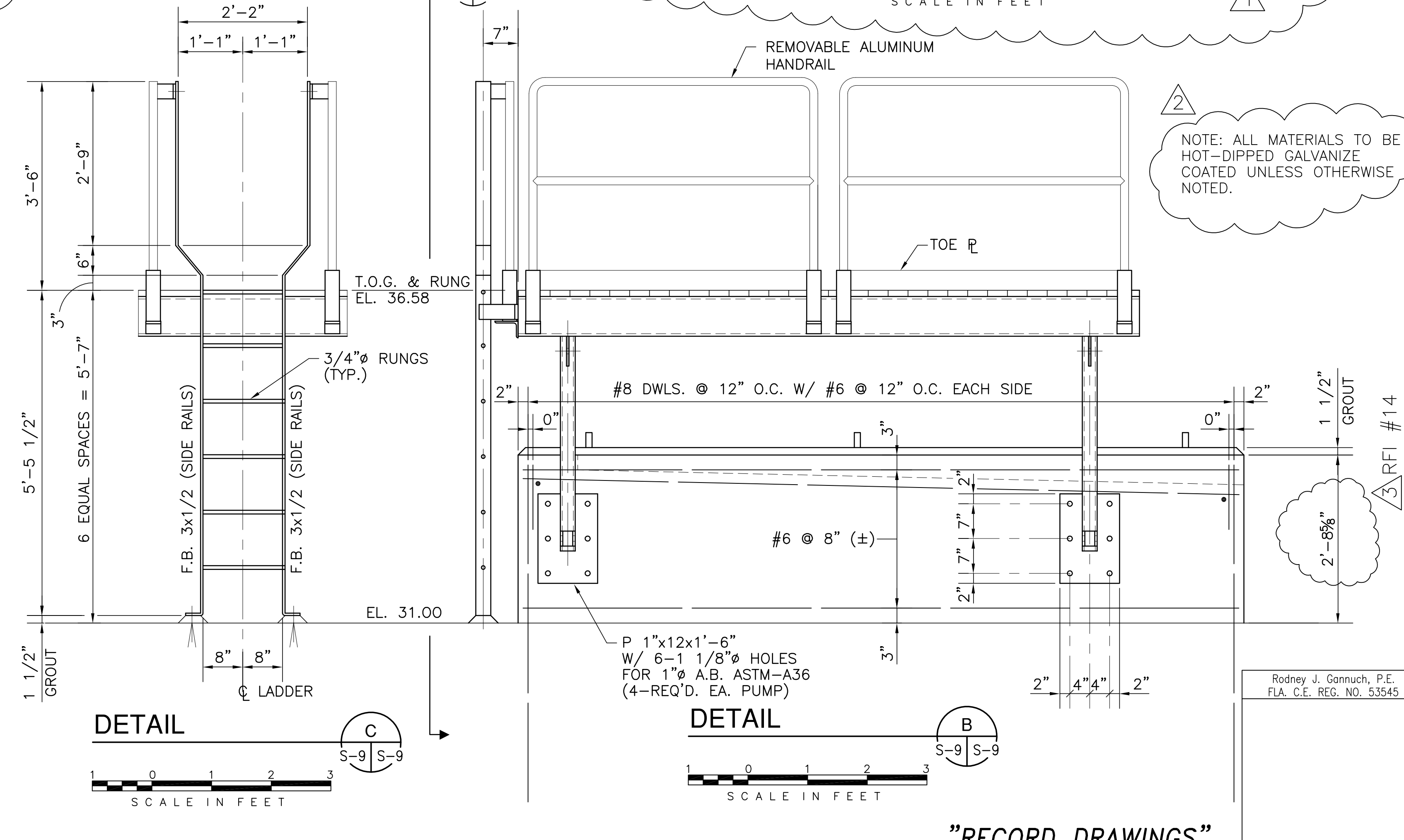
PLAN-PUMP ENGINE COLLAPSIBLE PLATFORM



NOTE:
ALL MEMBERS FOR COLLAPSIBLE
PLATFORM ARE C8x13.75 UNLESS
OTHERWISE NOTED



DETAIL



DETAIL

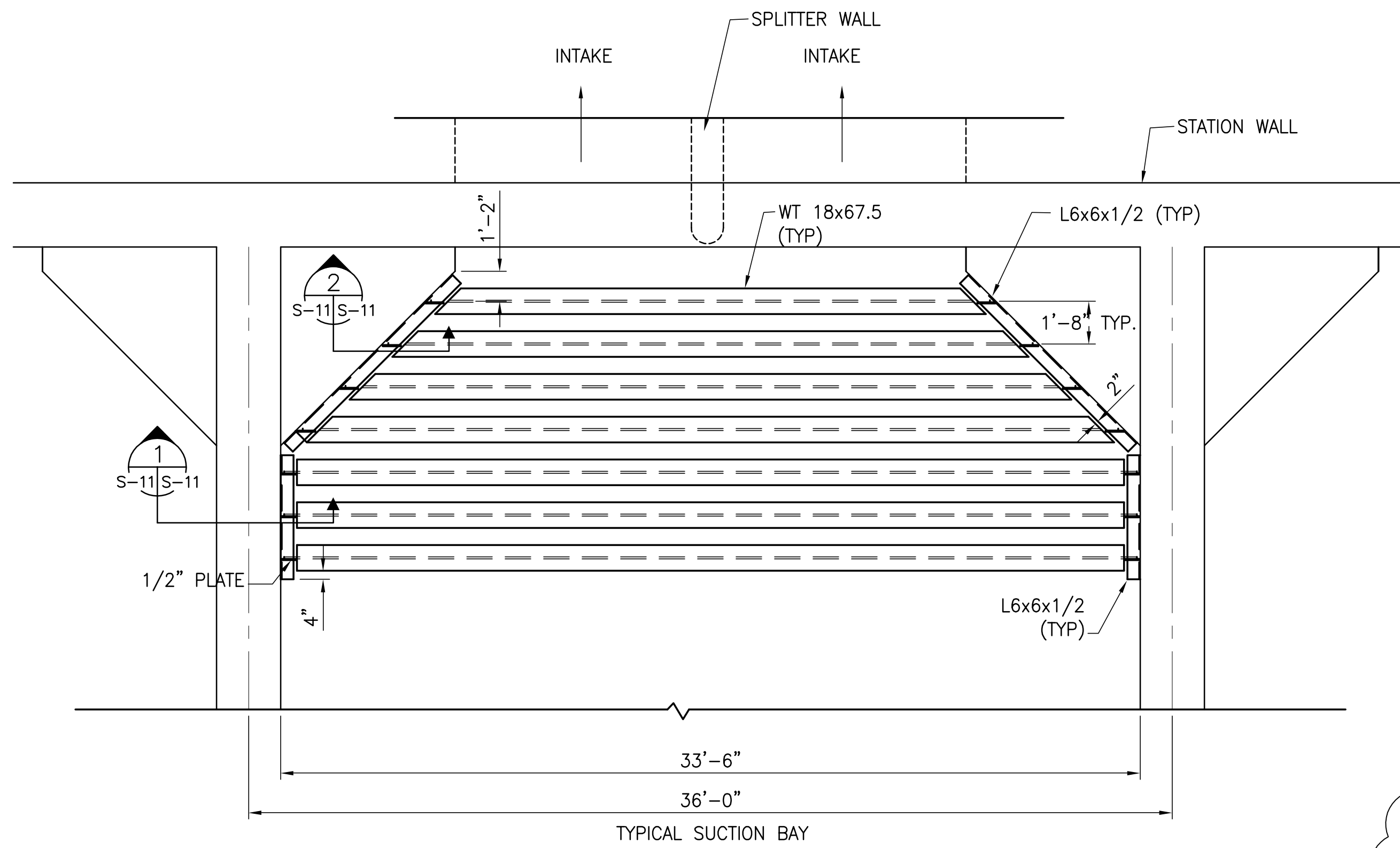


NOTE: ALL MATERIALS TO BE
HOT-DIPPED GALVANIZE
COATED UNLESS OTHERWISE
NOTED.

 BROWN CUNNINGHAM GANNUCH ARCHITECTS & CONSULTANTS METAFARE, LOUISIANA 70006 (504) 454-3866 License No. EB00008095	 Burns & McDonnell SINCE 1888 9400 WARD PARKWAY KANSAS CITY, MO 64114 Certification: EB0000253 BMCH 24930	EVERGLADES CONSTRUCTION PROJECT STORMWATER TREATMENT AREA NO. 3/4 PUMP STATIONS G-370 & G-372 PUMP STATIONS G-370 & G-372 PUMP & ENGINE FOUNDATION DETAILS	SOUTH FLORIDA WATER MANAGEMENT DISTRICT EVERGLADES CONSTRUCTION PROJECT 3301 GUN CLUB ROAD WEST PALM BEACH, FLORIDA 33406	DRAWN: J.F. CHKD: EJM DESIGN: RMG R/C: R/C DATE: 5/10/2001	REVISIONS NO. DATE CHKD DATE 1 7-16-04 RMG REVISED PER RFI # 14 2 7-11-01 RMG REVISED PER ADDENDUM NO. 4 3 6-01-01 RMG REVISED DIMENSIONS PER ADDENDUM NO. 1
---	---	---	---	--	--

Rodney J. Gannuch, P.E.
FLA. C.E. REG. NO. 53545

"RECORD DRAWINGS"

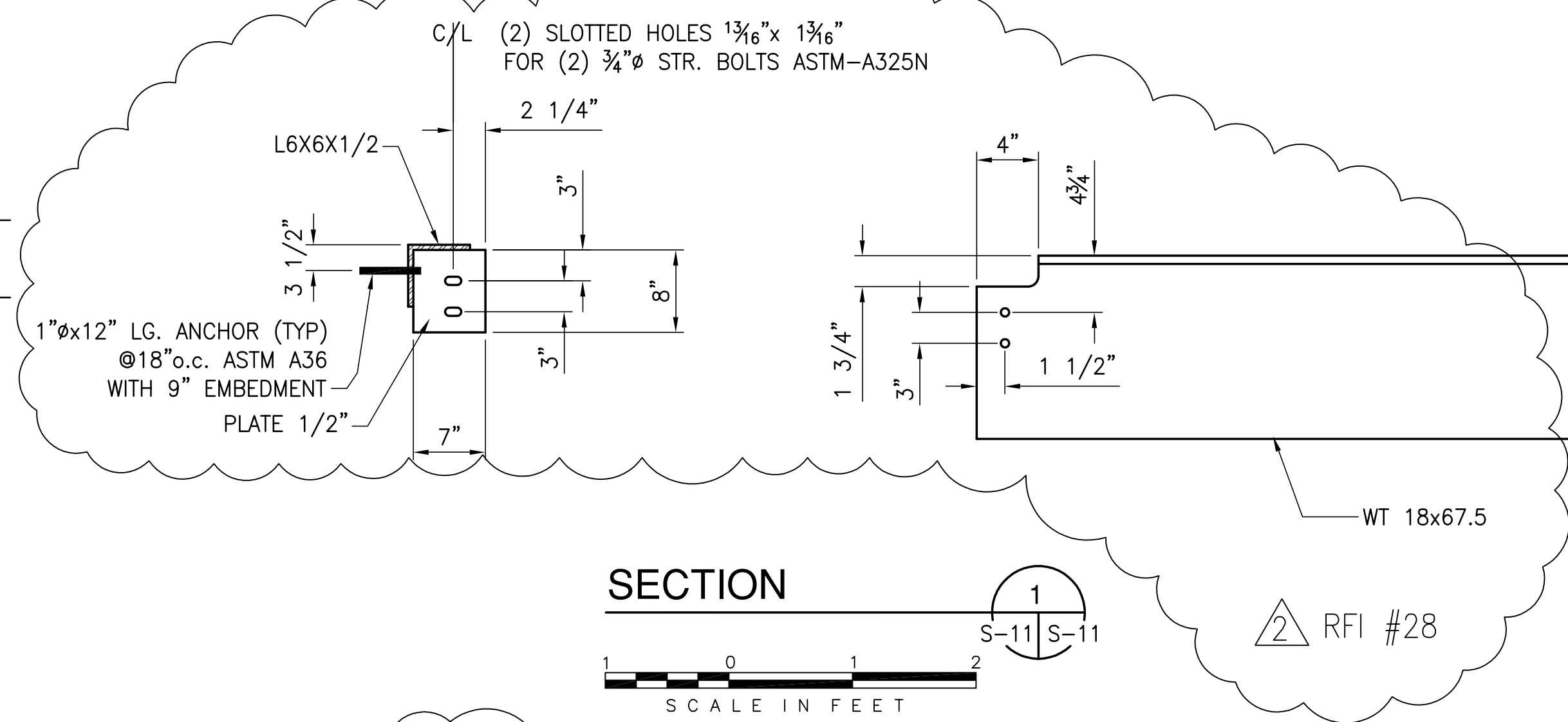


PLAN-VORTEX SUPPRESSORS

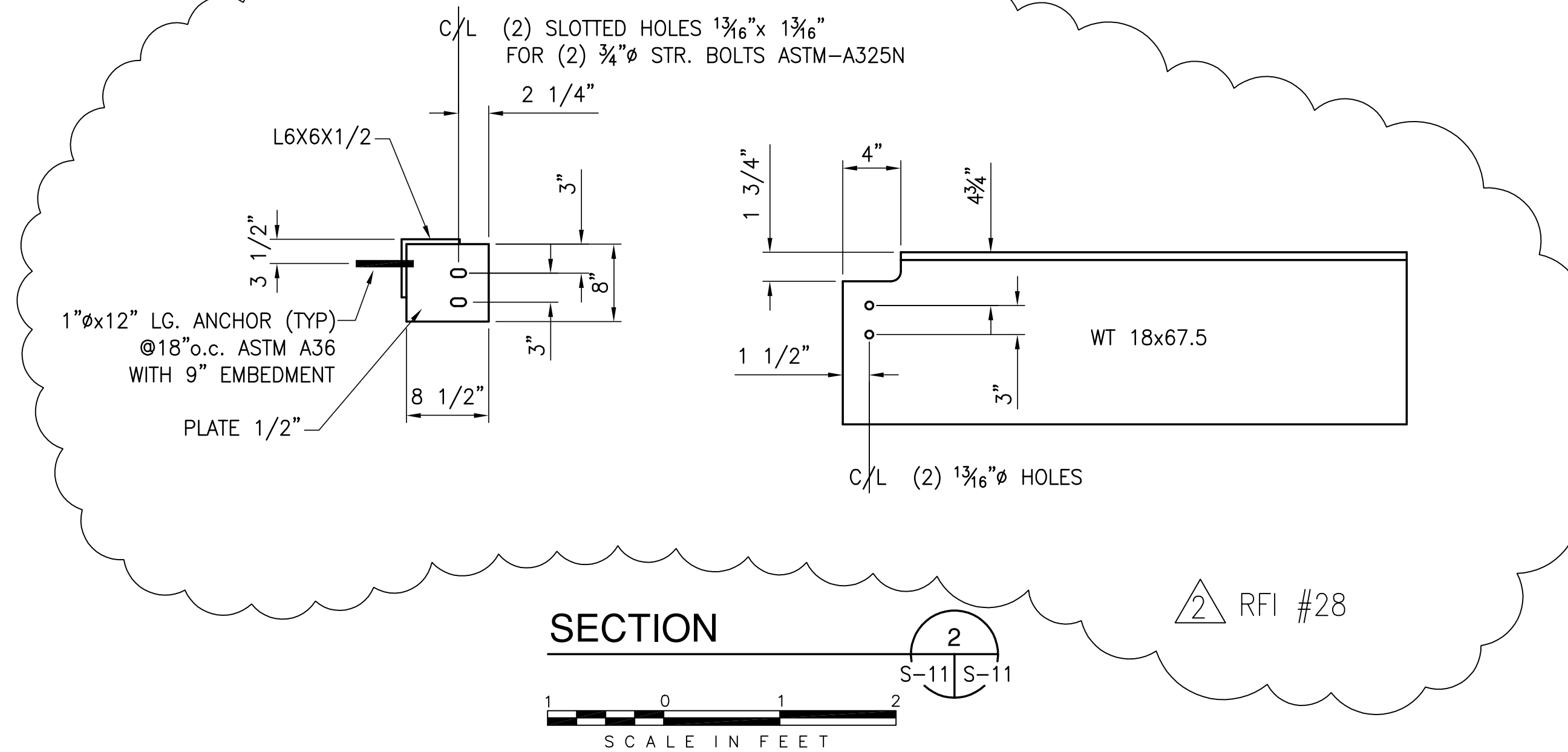


NOTES

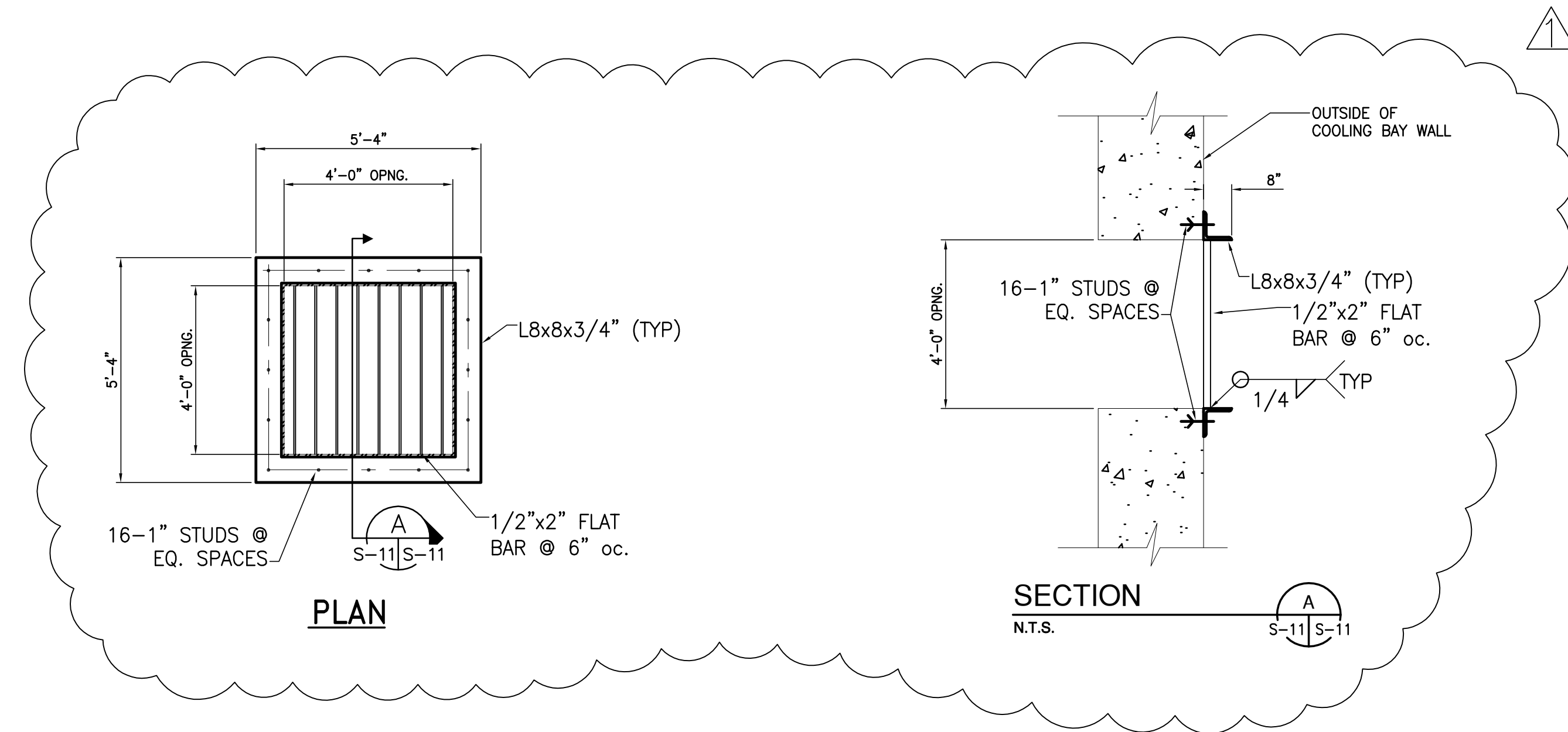
1. THE INVERT ELEVATION OF THE WT BEAMS FOR VORTEX SUPPRESSOR IS EL. +2.5.
2. ALL STEEL BEAMS, ANGLES AND BOLTS FOR VORTEX SUPPRESSOR ARE HOT DIPPED GALVANIZED.



SECTION



SECTION



PLAN

SECTION

N.T.S.

S-11/S-11

Rodney J. Gannuch, P.E.
FLA. C.E. REG. NO. 53545

SOUTH FLORIDA WATER MANAGEMENT DISTRICT
EVERGLADES CONSTRUCTION PROJECT
3301 GUN CLUB ROAD
WEST PALM BEACH, FLORIDA 33406

EVERGLADES CONSTRUCTION PROJECT
STORMWATER TREATMENT AREA NO. 3/4
PUMP STATIONS G-370 & G-372
PUMP STATIONS G-370 & G-372
MISCELLANEOUS DETAILS

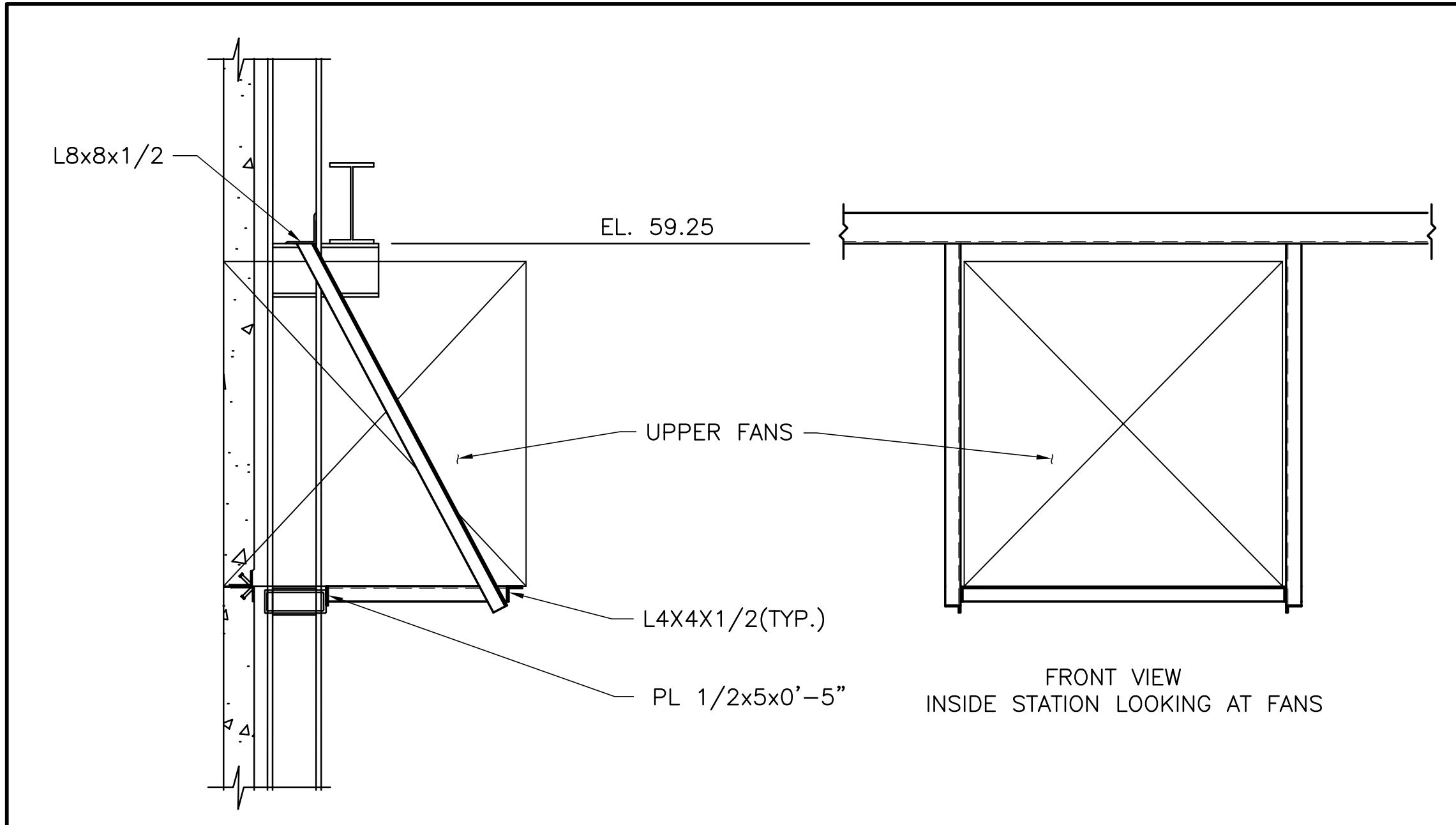
Burns & McDonnell
SINCE 1888
9400 WARD PARKWAY
KANSAS CITY, MO 64114
Certification: EB0000253
BM37 24930

Brown Cunningham Gannuch
ENGINEERS, ARCHITECTS, CONSULTANTS
METAFAB, LOUISIANA 70006
(504) 454-3866
License No. EB00008095

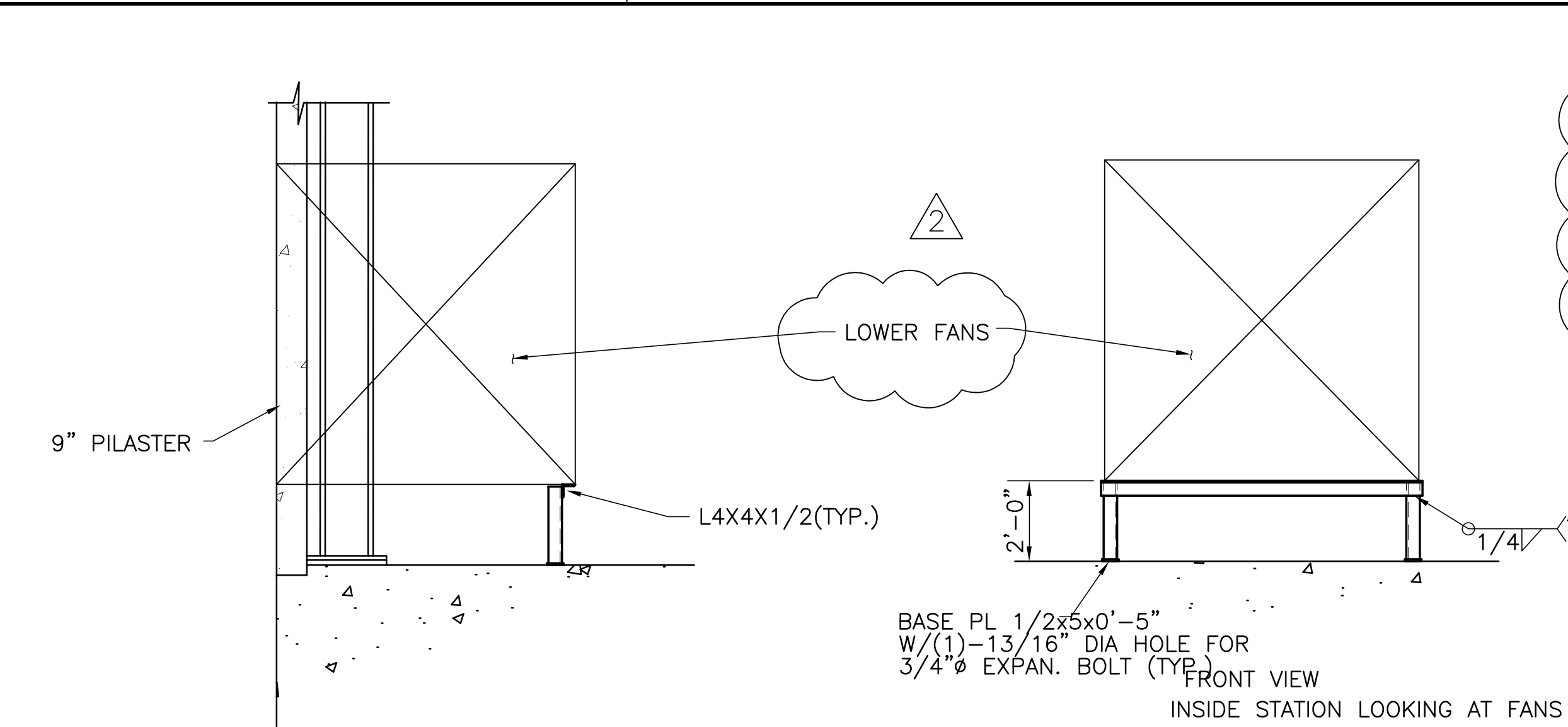
NO.	DATE	CHKD	CHKD
1	5/10/2001	NO.	DWN
2			

NO.	DATE	CHKD	CHKD
1	6-29-01	REVIS	PER ADDENDUM NO.3
2	7-15-04	REVIS	PER RFI#28

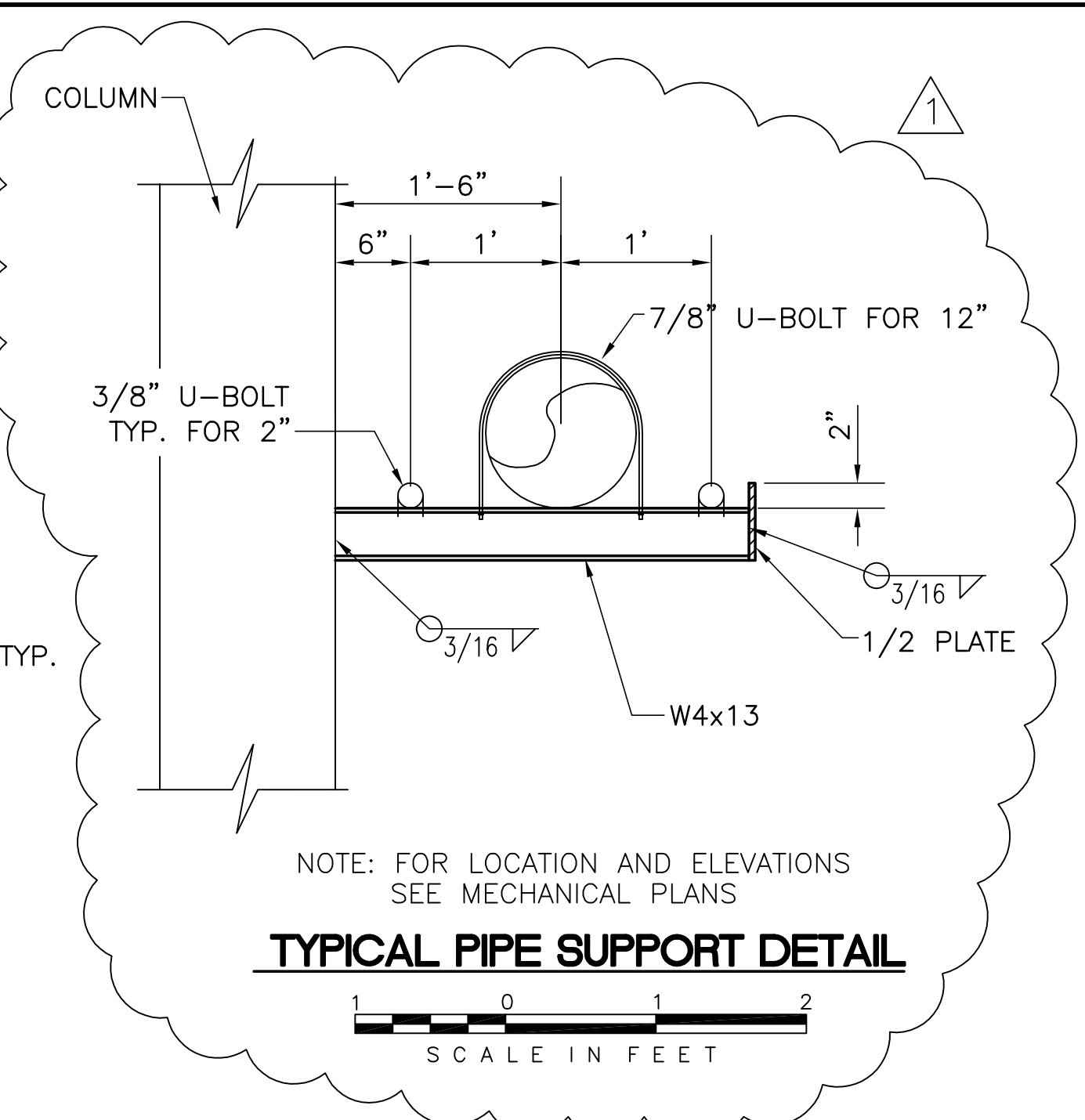
REVISIONS



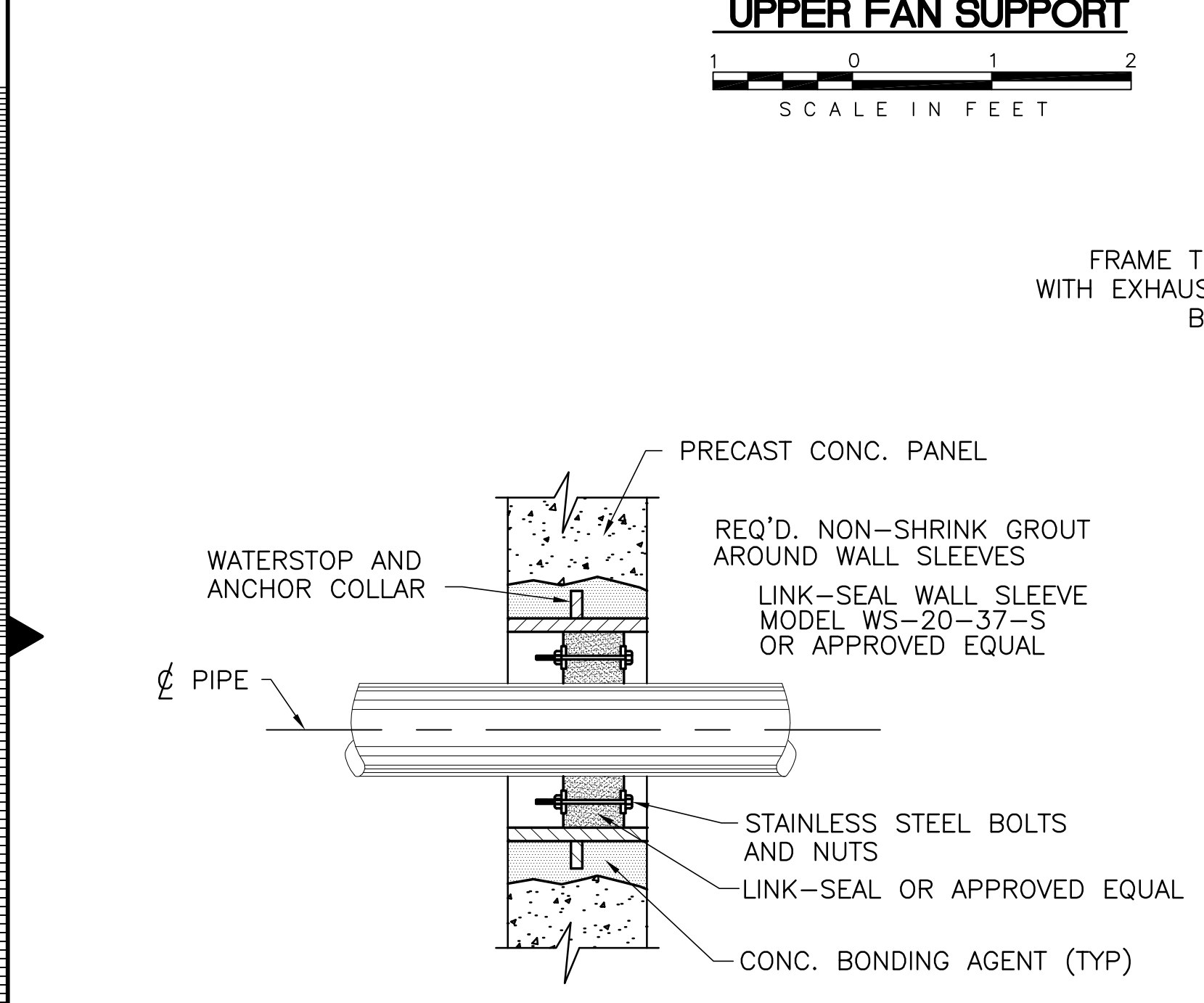
UPPER FAN SUPPORT
SCALE IN FEET



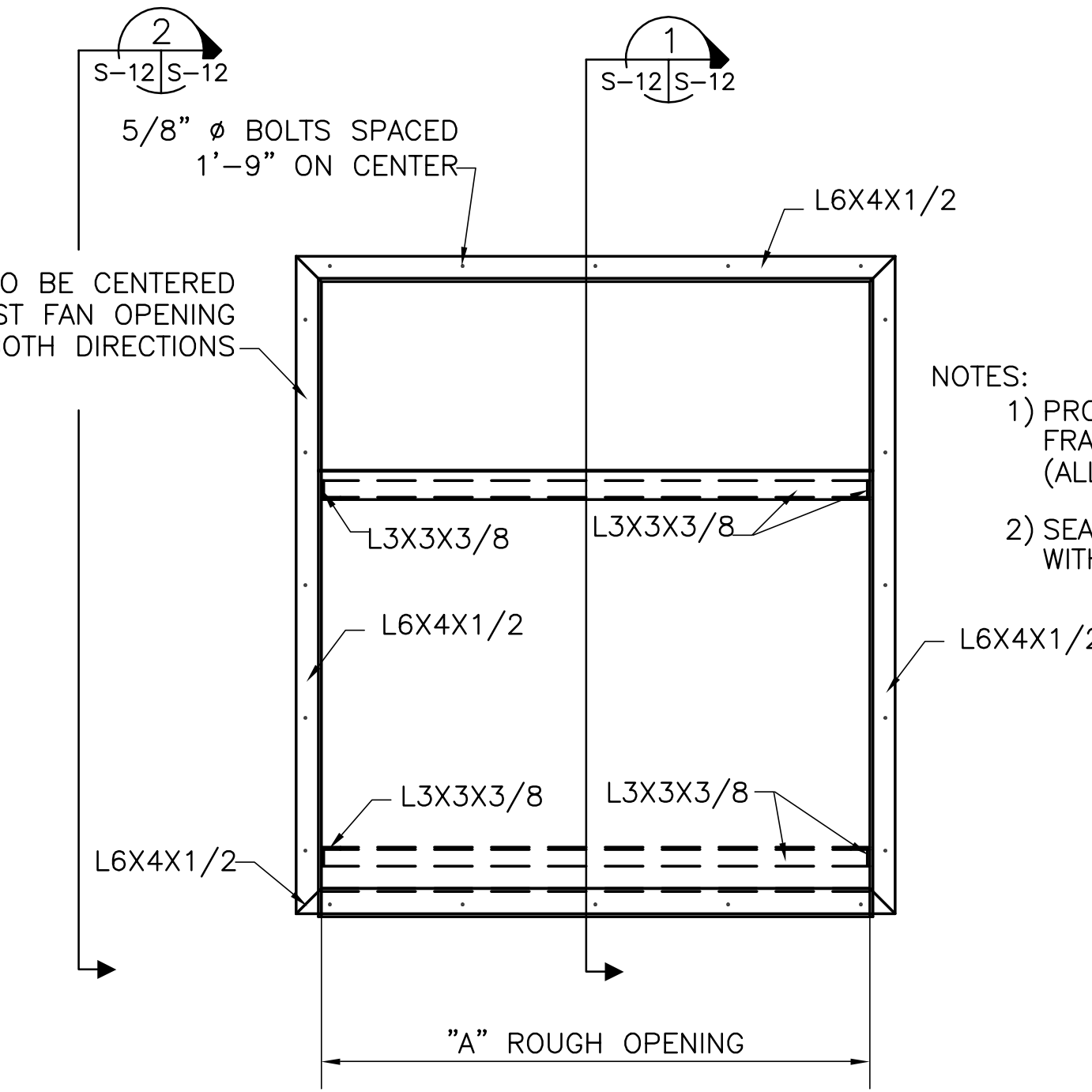
LOWER FAN SUPPORT
SCALE IN FEET



TYPICAL PIPE SUPPORT DETAIL
SCALE IN FEET

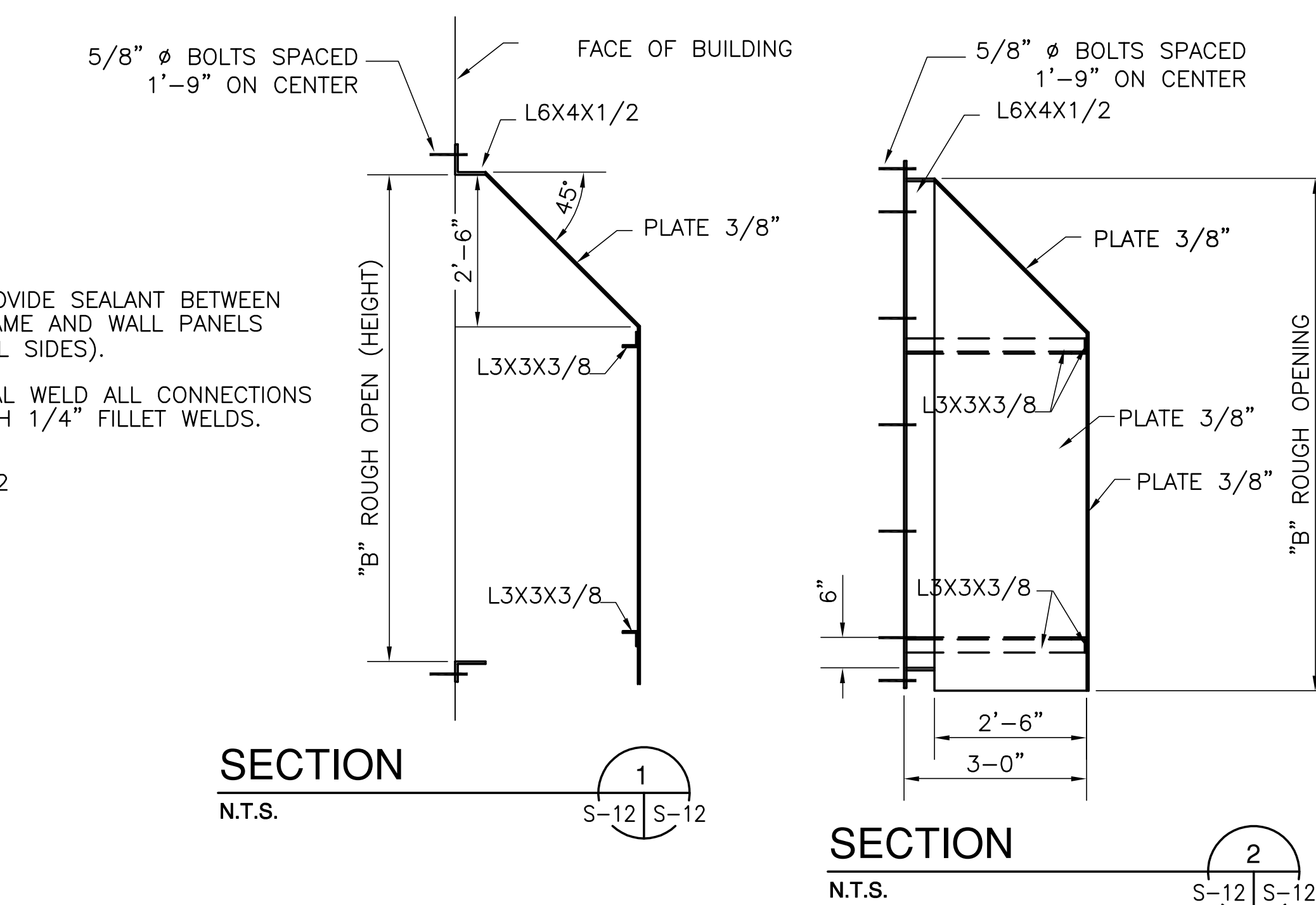


WALL SLEEVE DETAILS
N.T.S.



ELEVATION
N.T.S.

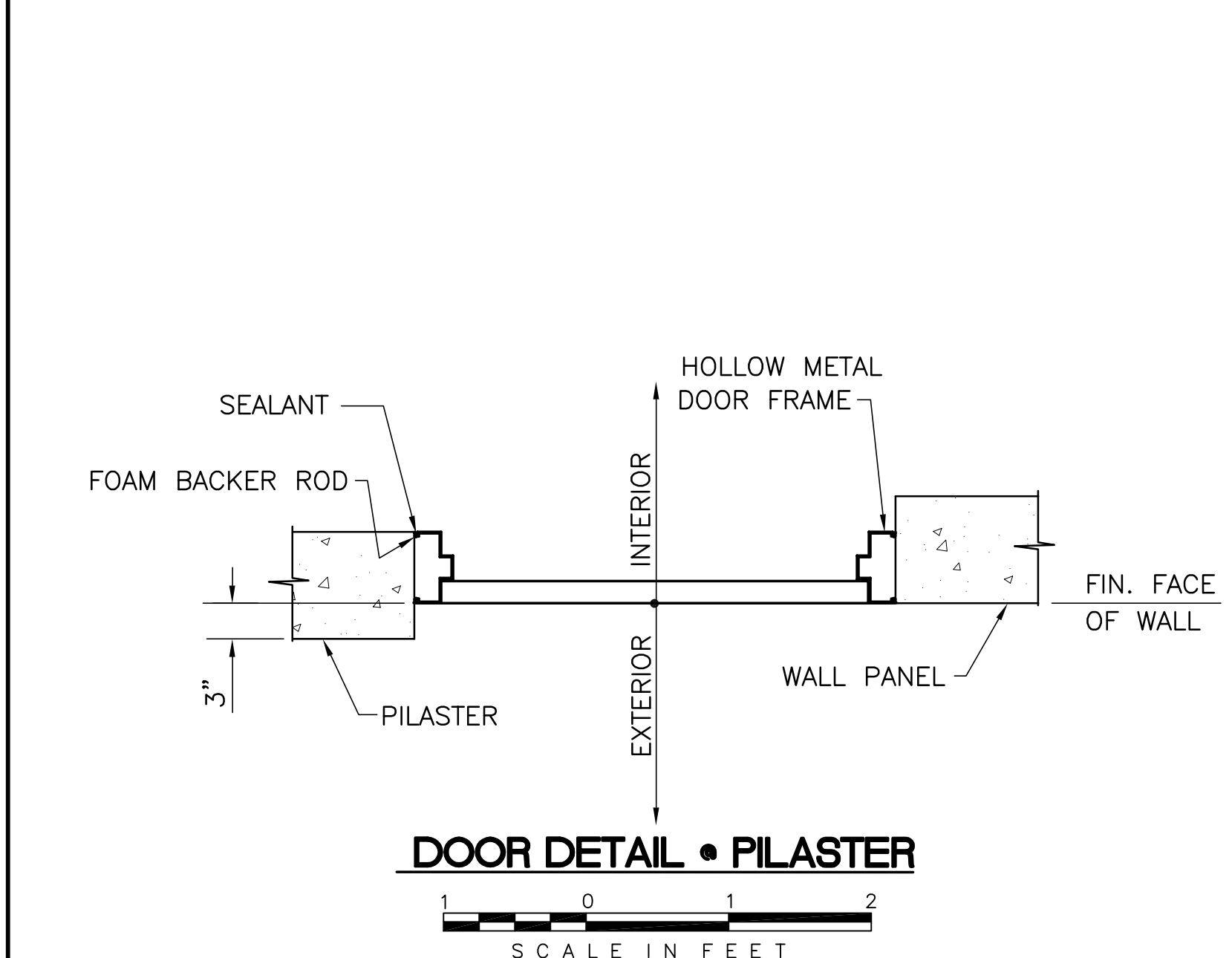
NOTES:
1) PROVIDE SEALANT BETWEEN FRAME AND WALL PANELS (ALL SIDES).
2) SEAL WELD ALL CONNECTIONS WITH 1/4" FILLET WELDS.



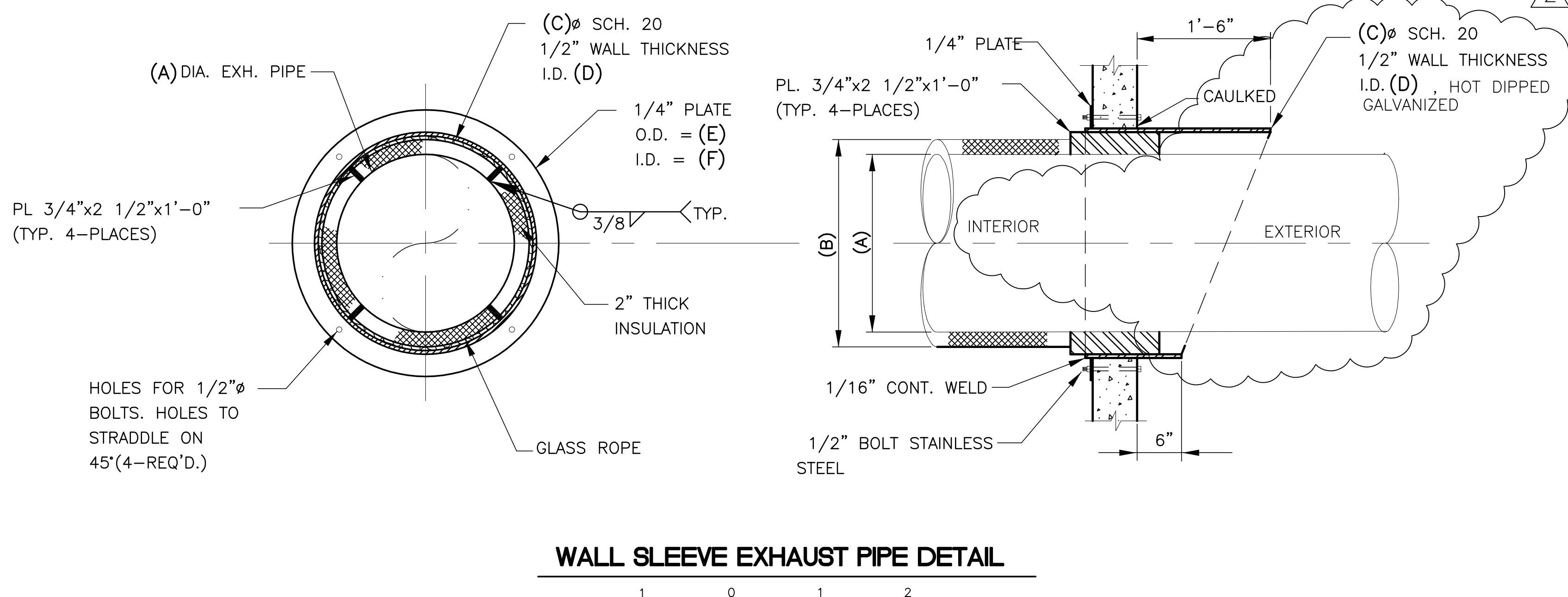
TYPICAL MISSILE BARRIER DETAILS

MISSILE BARRIER SCHEDULE

	A	B
EXHAUST FANS OPERATING DECK	86.75"	101"
EXHAUST FANS GALLERY	96"	70"
LOUVERS (G-370) OPERATING DECK	60"	54"
LOUVERS (G-372) OPERATING DECK	96"	54"
LOUVERS (G-370) GALLERY	96"	70"
LOUVERS (G-372) GALLERY	96"	70"



DOOR DETAIL - PILASTER
SCALE IN FEET



WALL SLEEVE EXHAUST PIPE DETAIL
SCALE IN FEET

WALL SLEEVE DIMENSION SCHEDULE

	DIESEL GEN.	PUMP DRIVE ENGINES
(A)	8"	16"
(B)	12"	20"
(C)	14"	22"
(D)	13"	21"
(E)	20"	28"
(F)	14"	22"

Rodney J. Gannuch, P.E.
FLA. C.E. REG. NO. 53545

Burns & McDonnell
ARCHITECTS - CONSULTANTS
ENGINEERS
9400 WARD PARKWAY
KANSAS CITY, MO. 64114
Certification: EP0000253
BM03 24930
License No. EB00008095

Brown Cunningham Gannuch
CONSULTANTS
DESIGN
R/G
5/10/2001
DATE

SOUTH FLORIDA WATER MANAGEMENT DISTRICT
EVERGLADES CONSTRUCTION PROJECT
3301 GUN CLUB ROAD
WEST PALM BEACH, FLORIDA 33406

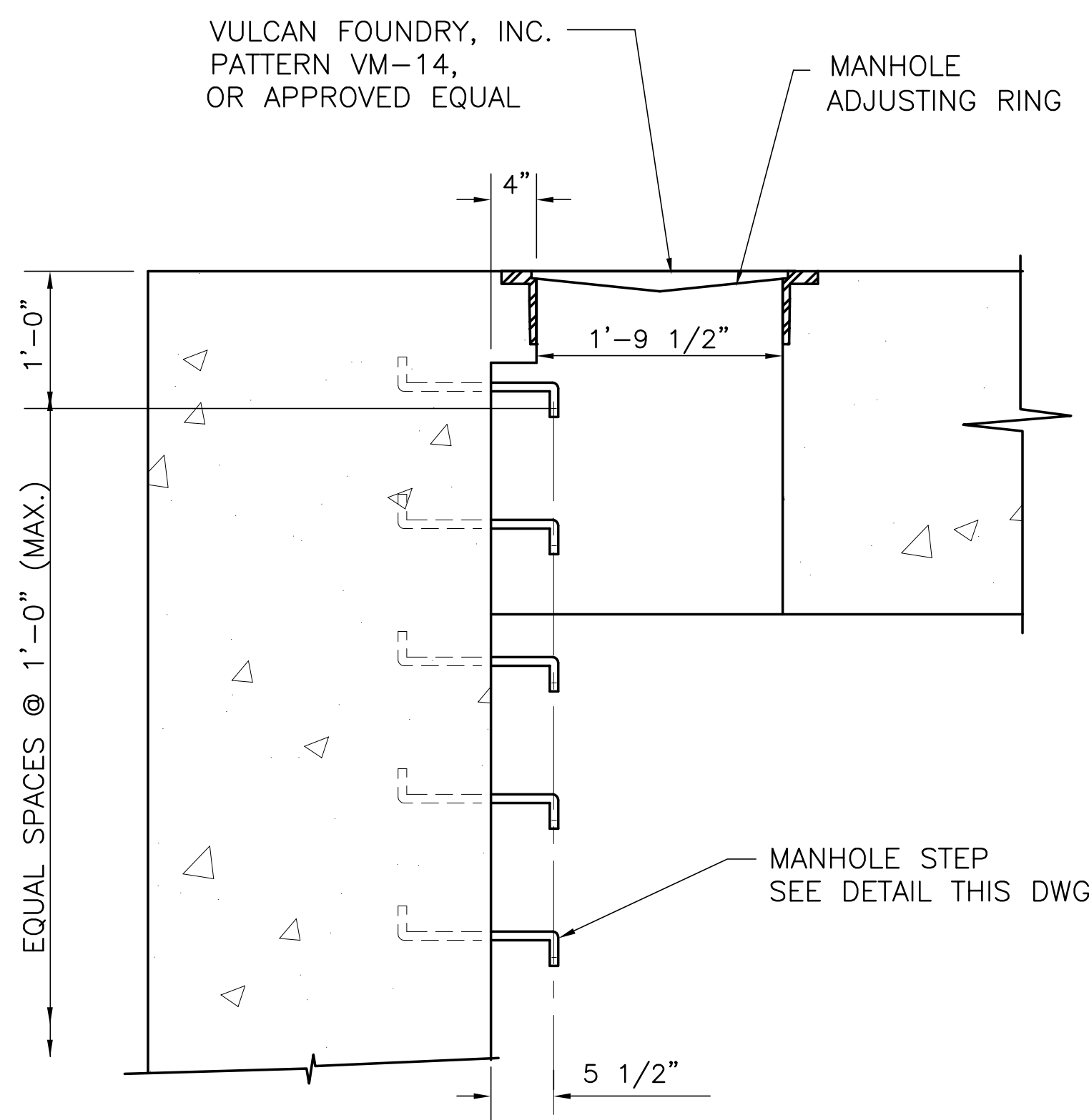
EVERGLADES CONSTRUCTION PROJECT
STORMWATER TREATMENT AREA NO. 3/4
PUMP STATIONS G-370 & G-372
PUMP STATIONS G-370 & G-372
TYPICAL MISCELLANEOUS DETAILS

CONTRACT NO. C-E304
DWG. NO. S-12

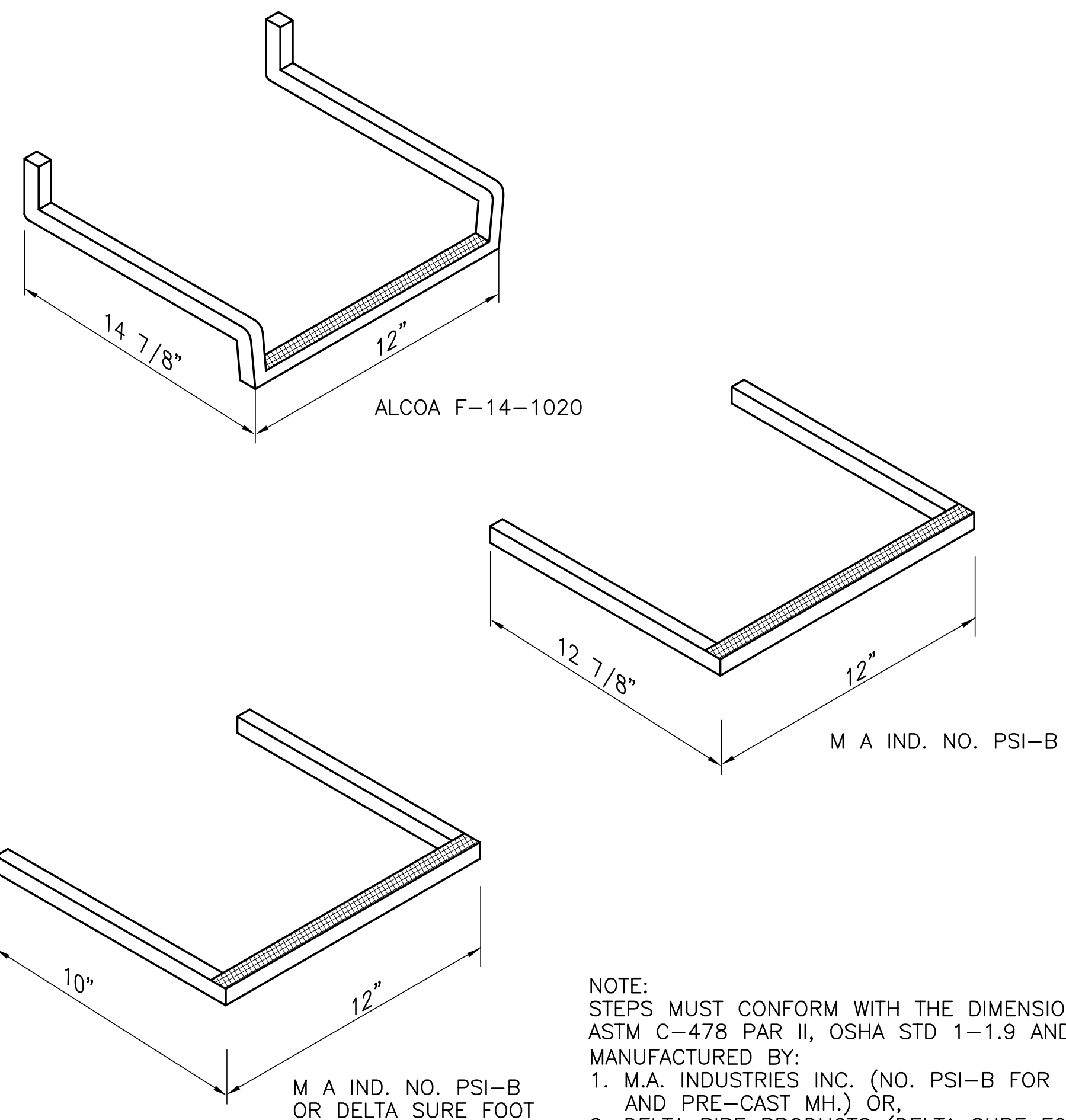
Scale For Microfilming
Inches
Millimeters

COPYRIGHT ©2001 BY BURNS & McDONNELL ENGINEERING COMPANY, INC.

"RECORD DRAWINGS"

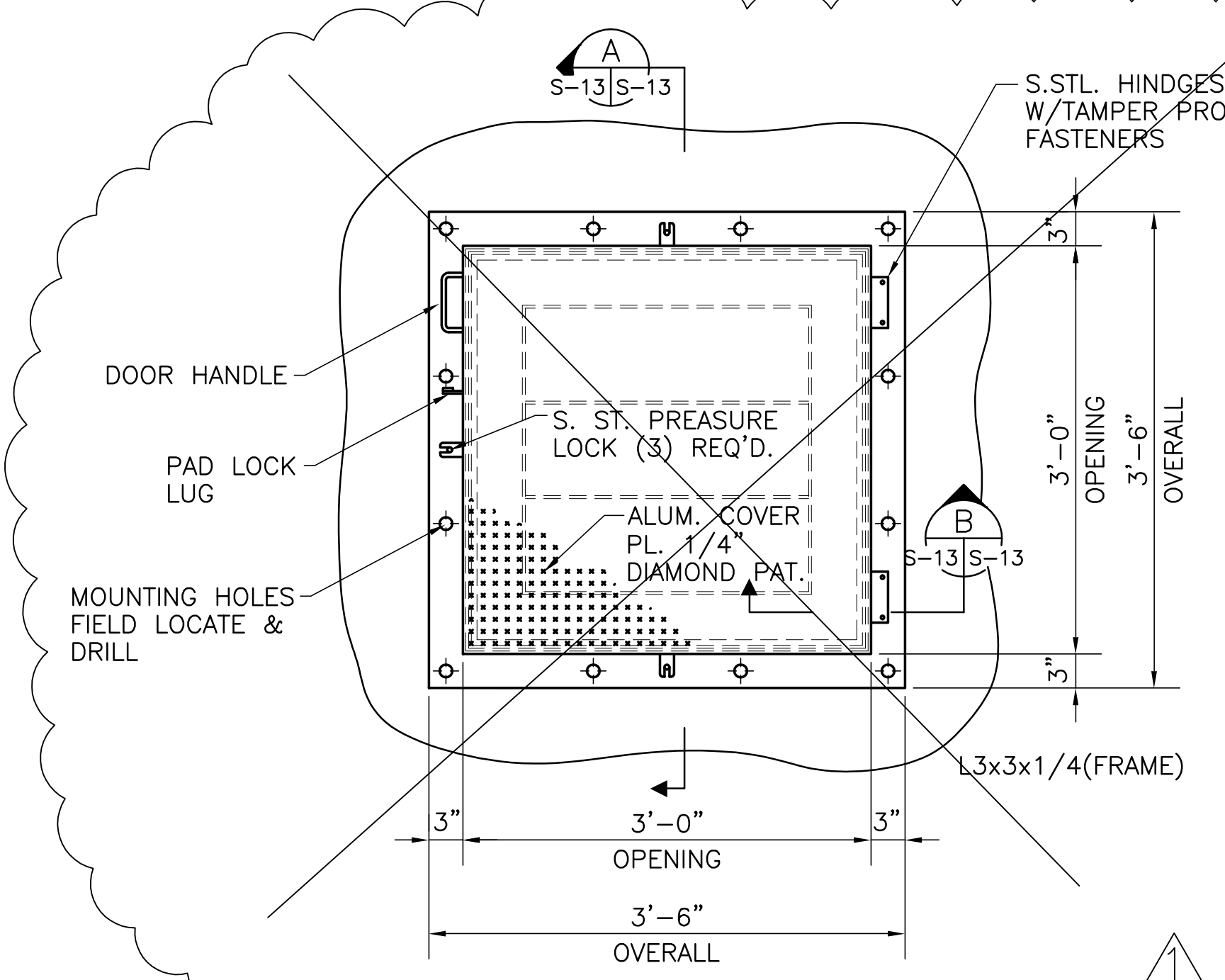


TYPICAL MANHOLE SECTION
SCALE IN FEET

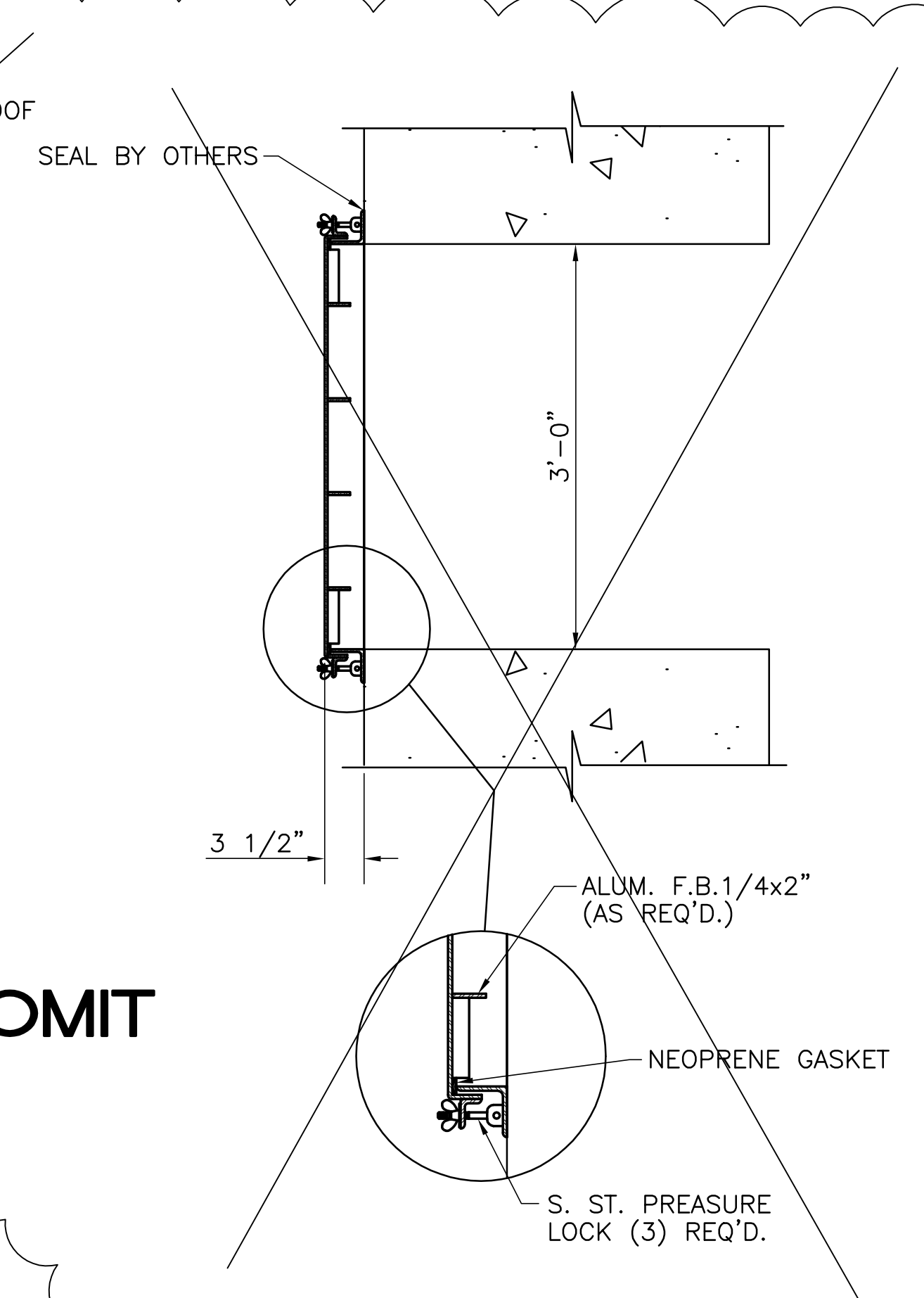


MANHOLE STEP DETAIL
DIMENSIONS ARE OUT-TO-OUT
N.T.S.

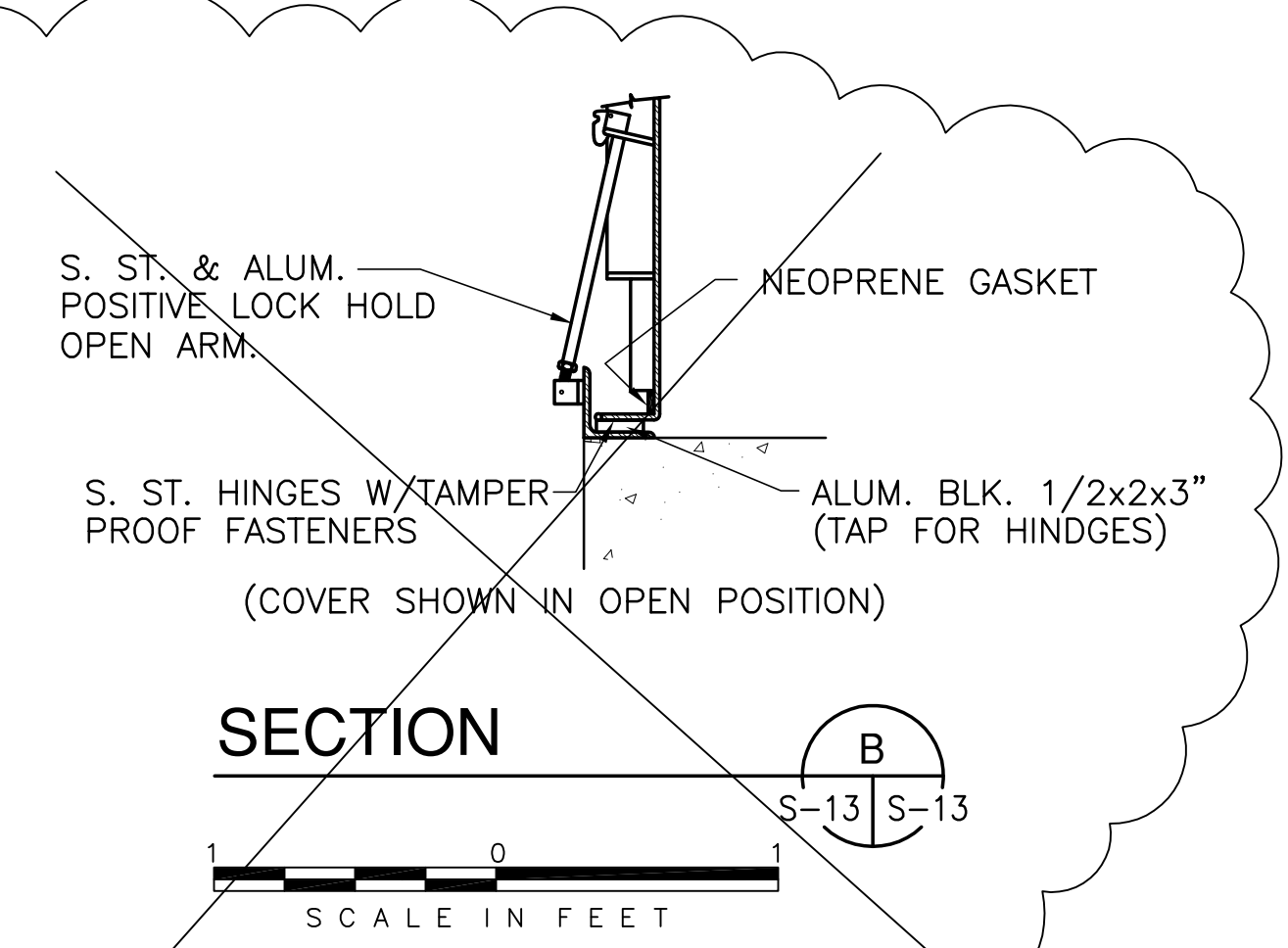
NOTE:
STEPS MUST CONFORM WITH THE DIMENSIONS SHOWN,
ASTM C-478 PAR II, OSHA STD 1-1.9 AND AS
MANUFACTURED BY:
1. M.A. INDUSTRIES INC. (NO. PSI-B FOR BRICK MH.
AND PRE-CAST MH.) OR,
2. DELTA PIPE PRODUCTS (DELTA SURE FOOT) WITH
1/2" REIN. BAR AND CO-POLYMER POLYPROPYLENE
OR RUBBER COVER OR,
3. ALUMINUM STEPS AS MANUFACTURED BY ALCOA
(NO.F-14-1020) WITH HOOK EMBEDDED IN CEMENT MORTAR.



TYPICAL PORTHOLE DETAIL
SCALE IN FEET



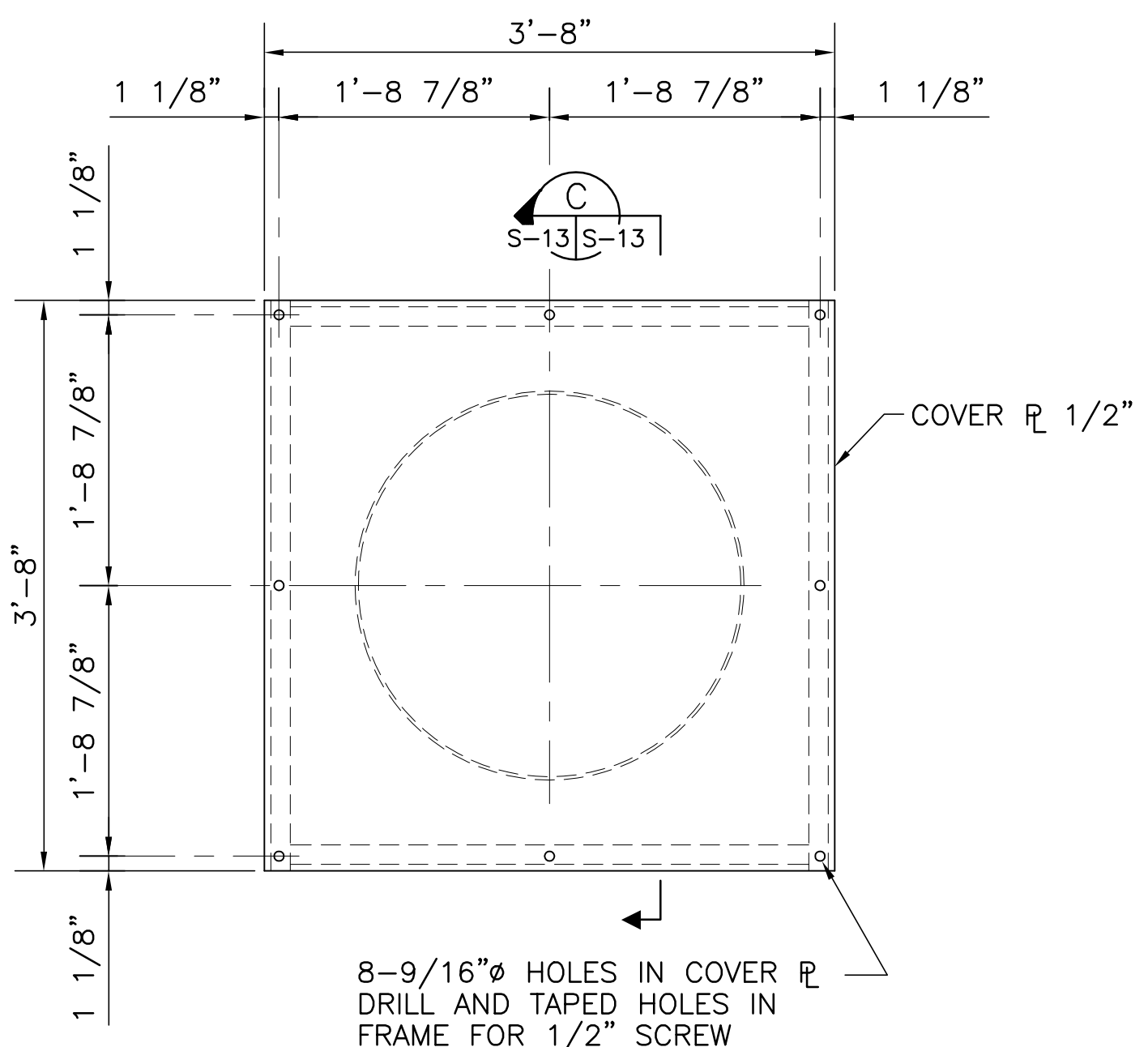
SECTION A
SCALE IN FEET



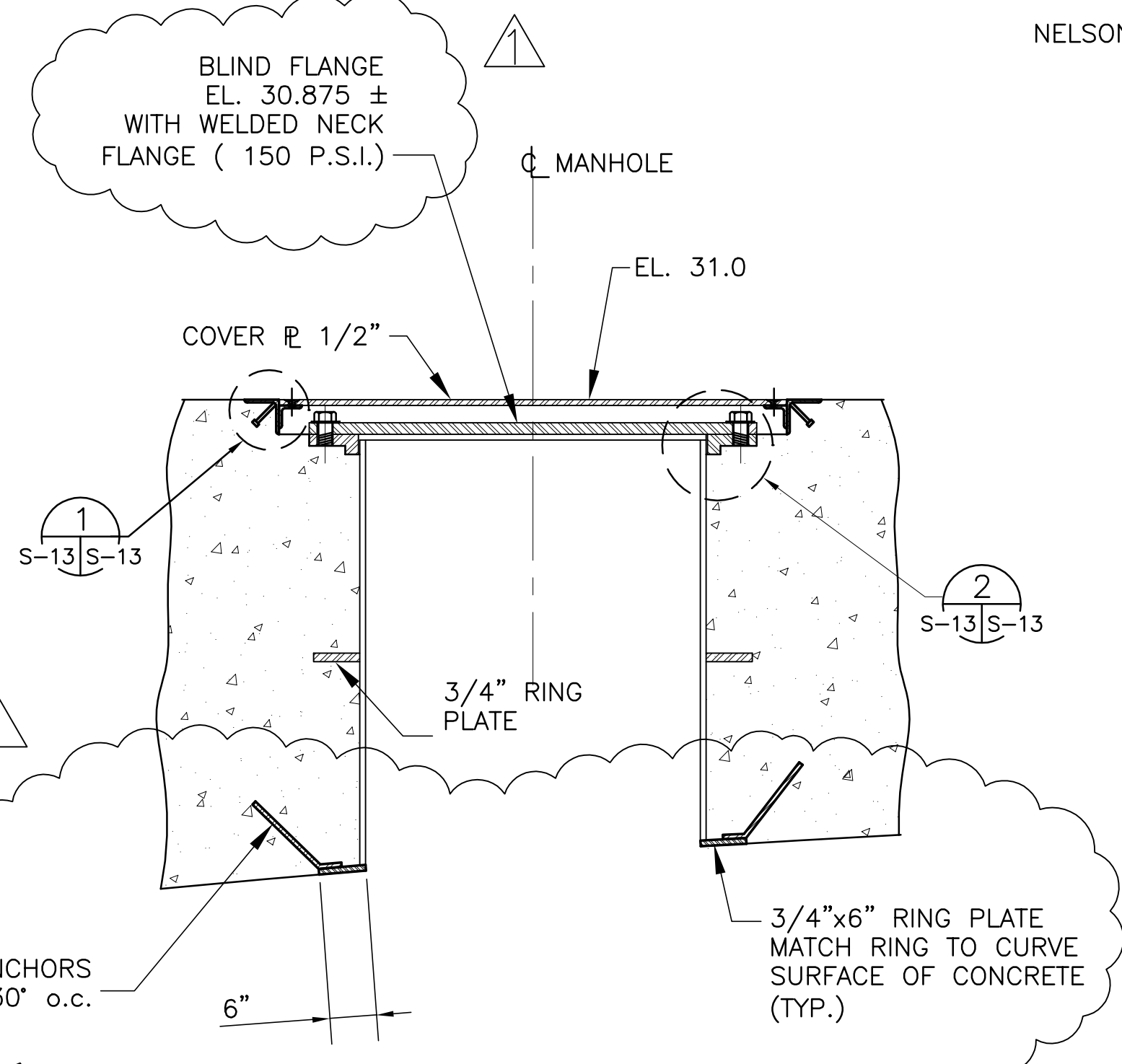
SECTION B
SCALE IN FEET

OMIT

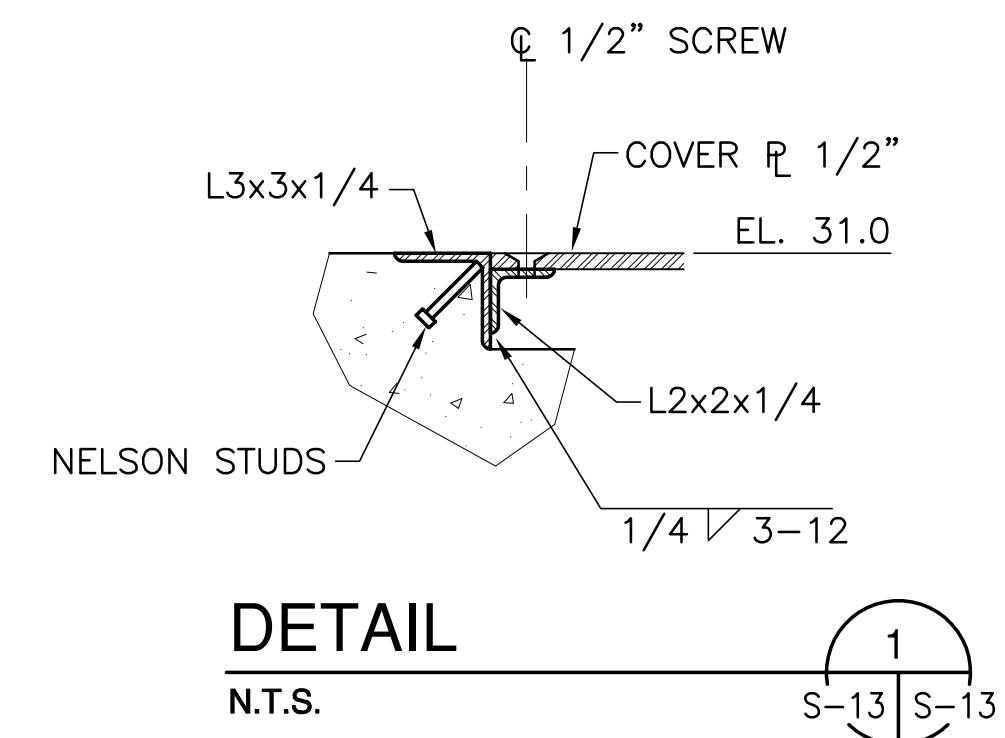
OMIT



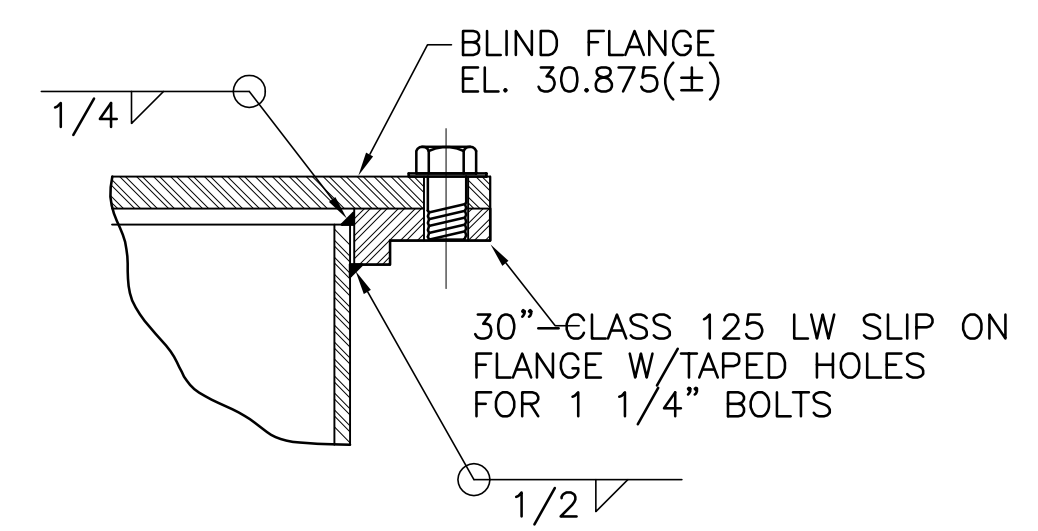
30' MANWAY DETAIL (PLAN)
SCALE IN FEET



SECTION C
SCALE IN FEET



DETAIL 1
N.T.S. S-13



DETAIL 2
N.T.S. S-13

<p>Burns & McDonnell SINCE 1888 ARCHITECTS & ENGINEERS 9400 WARD PARKWAY KANSAS CITY, MO 64114 Certification: EB0000253 BM03 24930</p>	<p>Brown Cunningham Gannuch CONSULTANTS ENGINEERS METAFARE LOUISIANA 70006 (504) 454-8866 License No. EB00008095</p>	<p>REVISIONS</p> <table border="1"> <tr> <th>NO.</th> <th>DATE</th> <th>CHKD</th> <th>DATE</th> </tr> <tr> <td>1</td> <td>5/10/2001</td> <td>NO. DWIN</td> <td></td> </tr> <tr> <td>2</td> <td>6-29-01</td> <td>DER</td> <td>REVISED PER ADDENDUM NO.3</td> </tr> </table>	NO.	DATE	CHKD	DATE	1	5/10/2001	NO. DWIN		2	6-29-01	DER	REVISED PER ADDENDUM NO.3
NO.	DATE	CHKD	DATE											
1	5/10/2001	NO. DWIN												
2	6-29-01	DER	REVISED PER ADDENDUM NO.3											
<p>EVERGLADES CONSTRUCTION PROJECT STORMWATER TREATMENT AREA NO. 3/4 PUMP STATIONS G-370 & G-372 TYPICAL DETAILS</p>	<p>SOUTH FLORIDA WATER MANAGEMENT DISTRICT EVERGLADES CONSTRUCTION PROJECT 3301 GUN CLUB ROAD WEST PALM BEACH, FLORIDA 33406</p>	<p>CONTRACT NO. C-E304 DWG. NO. S-13</p>												

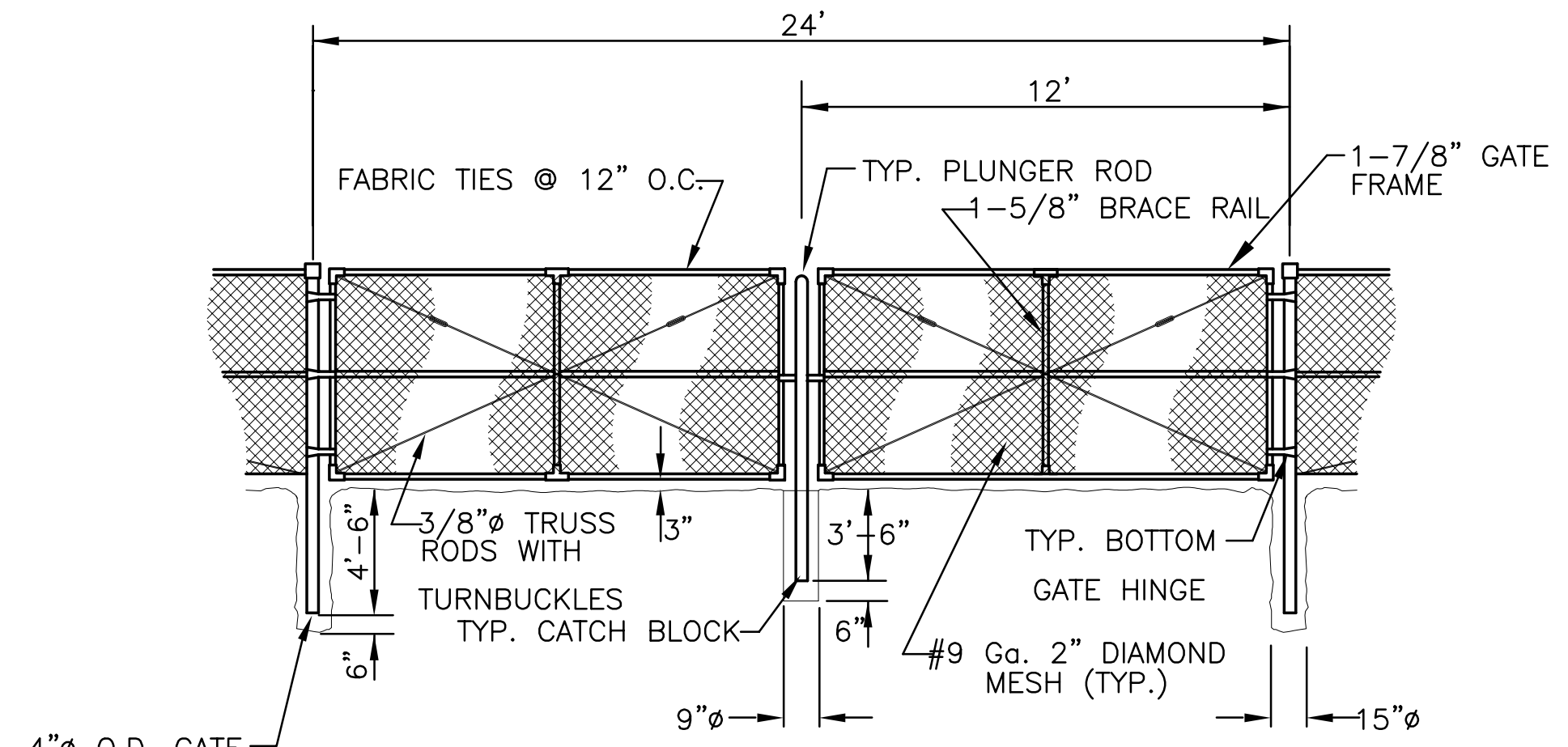
"RECORD DRAWINGS"

COPYRIGHT ©2001 BY BURNS & McDONNELL ENGINEERING COMPANY, INC.

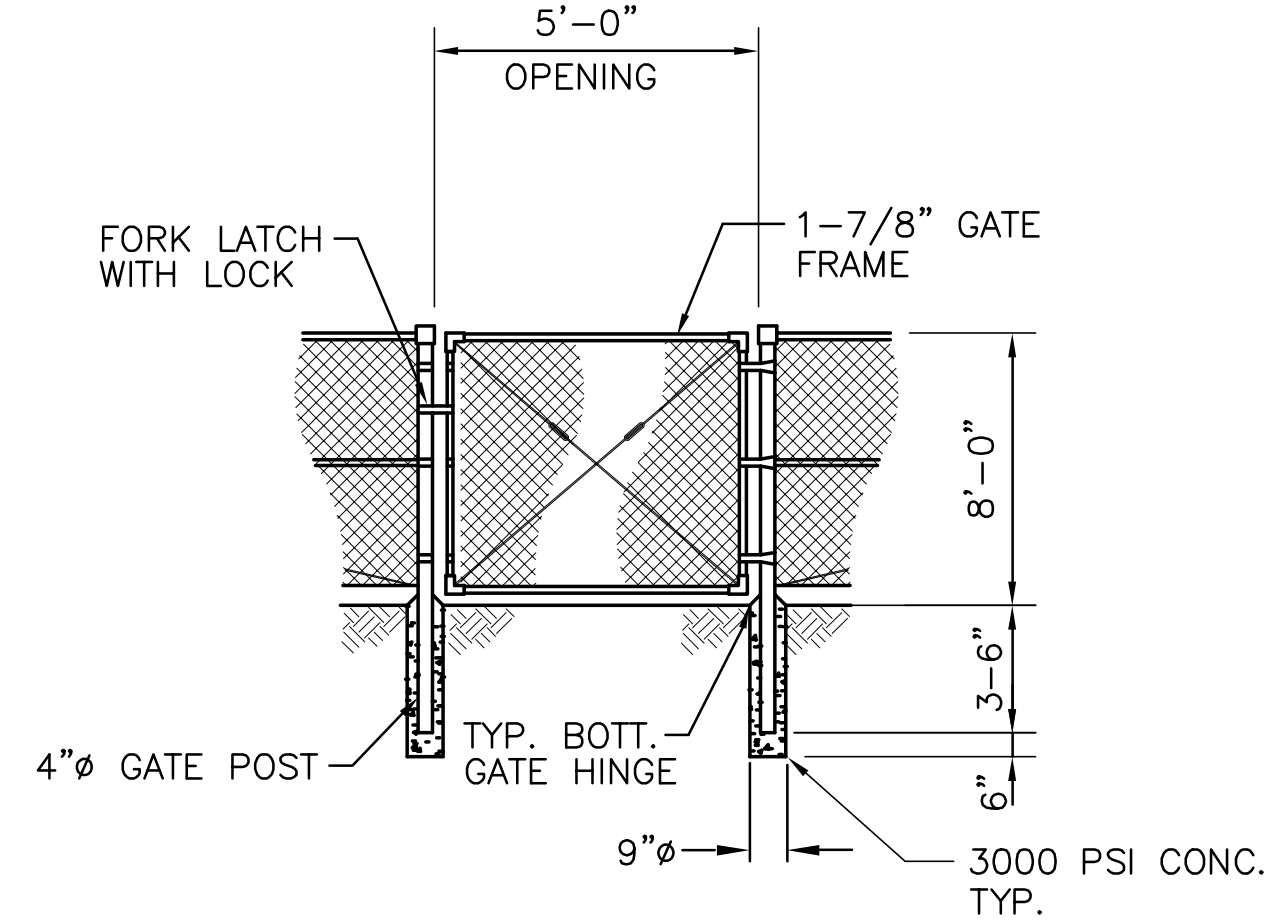
Scale For Microfilming
Inches
Millimeters

COPYRIGHT ©2001 BY BURNS & MCDONNELL ENGINEERING COMPANY, INC.

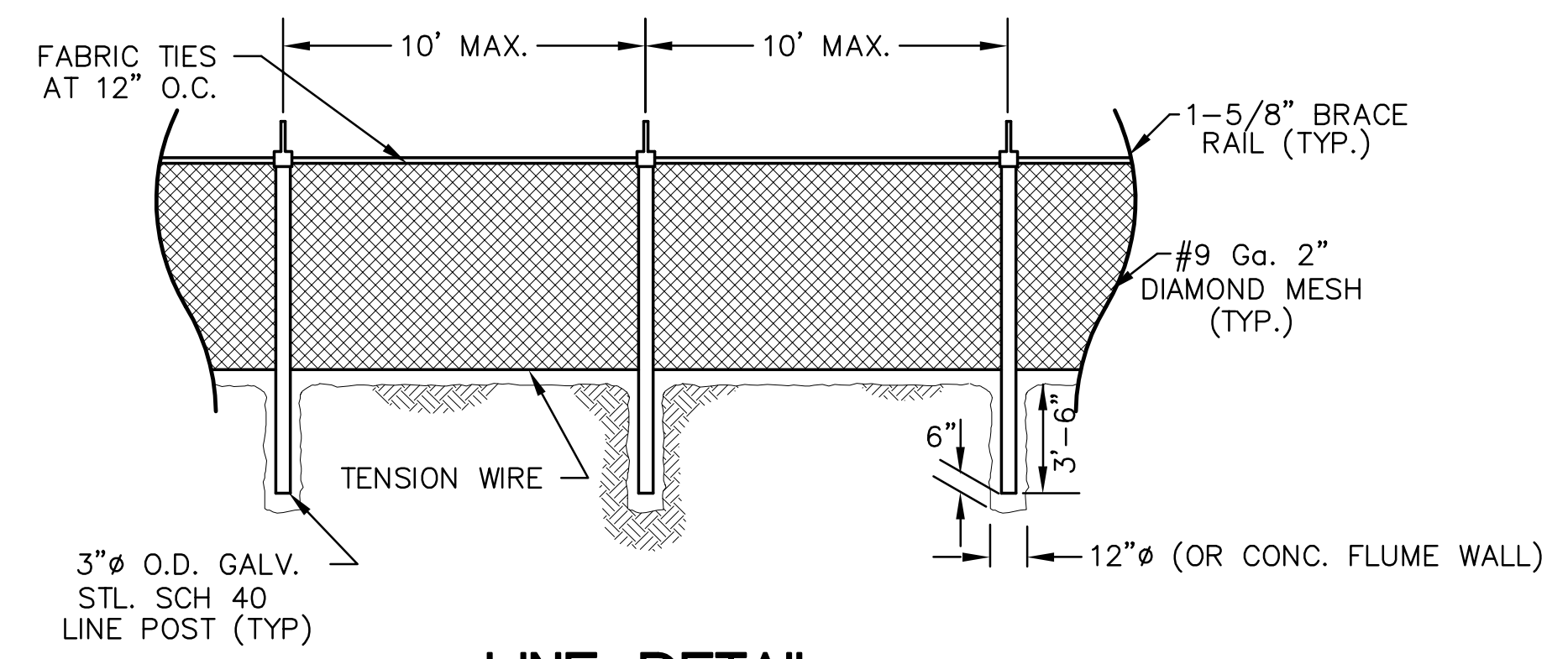
Scale For Microfilming
Inches
Millimeters



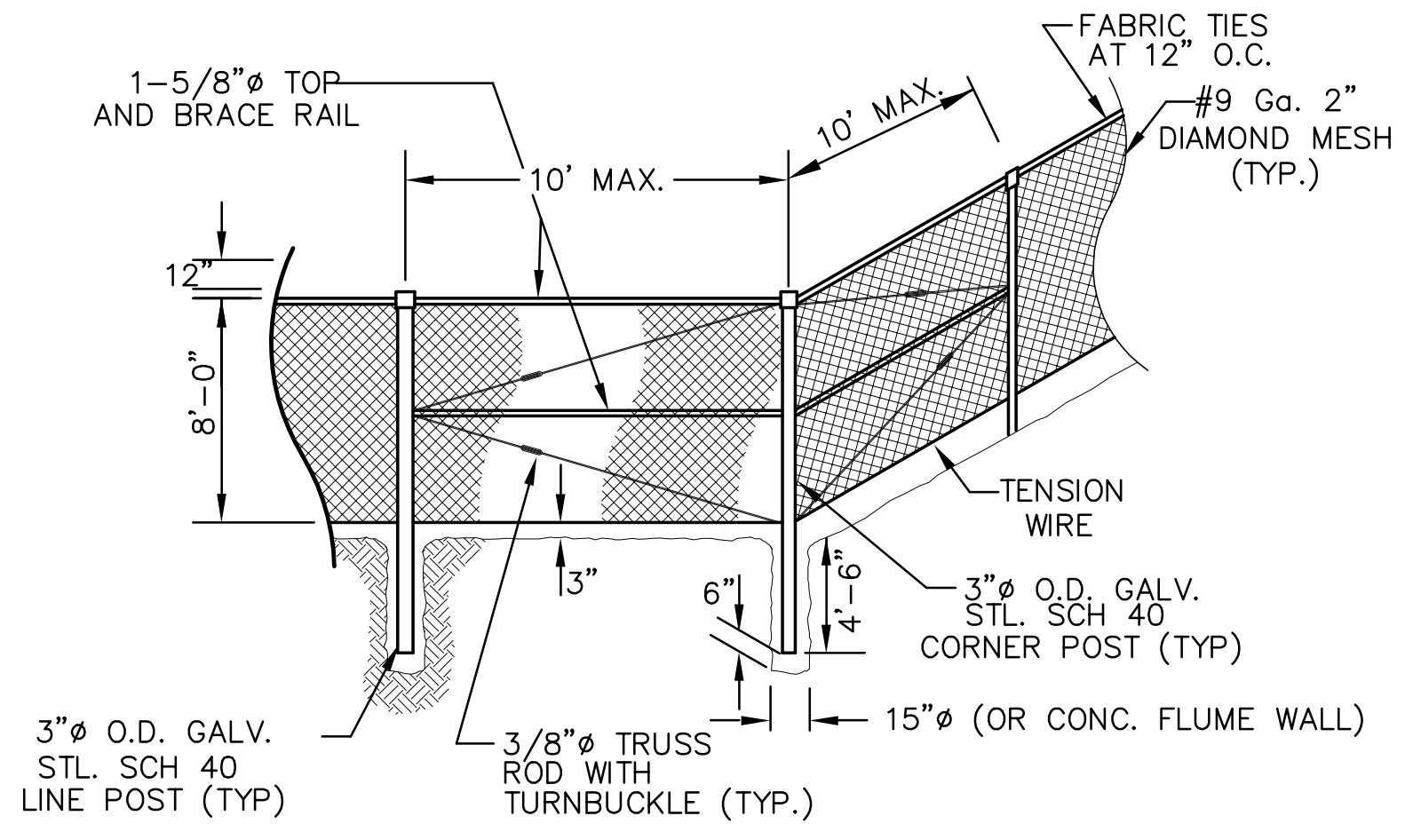
SWING GATE DETAIL
N.T.S.



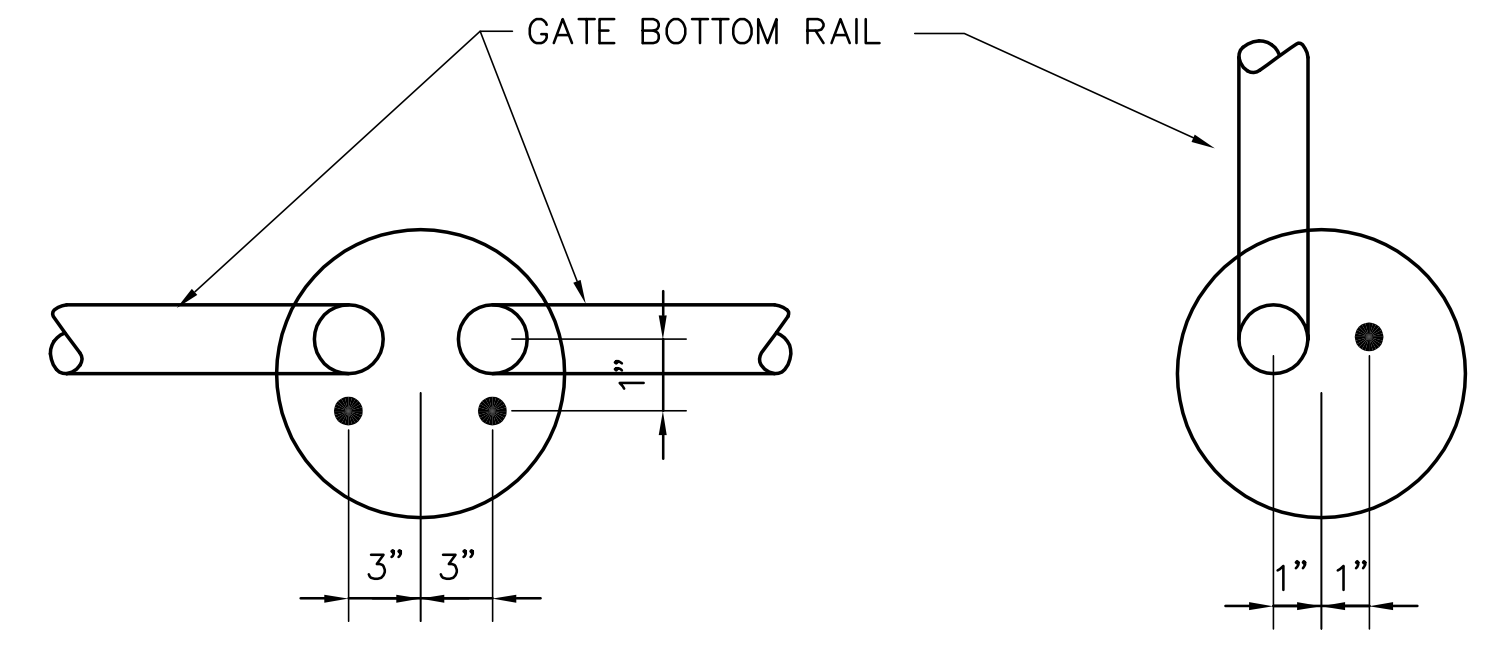
PEDESTRIAN GATE DETAIL
N.T.S.



LINE DETAIL
N.T.S.



CORNER DETAIL
N.T.S.



GATE CLOSED
N.T.S.

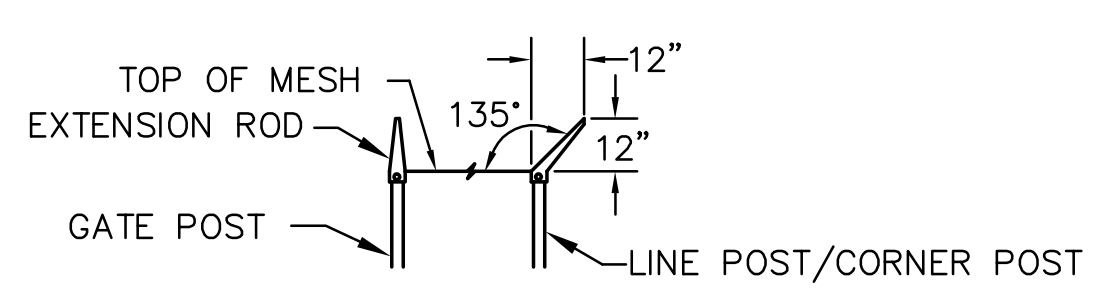
GATE OPEN
N.T.S.



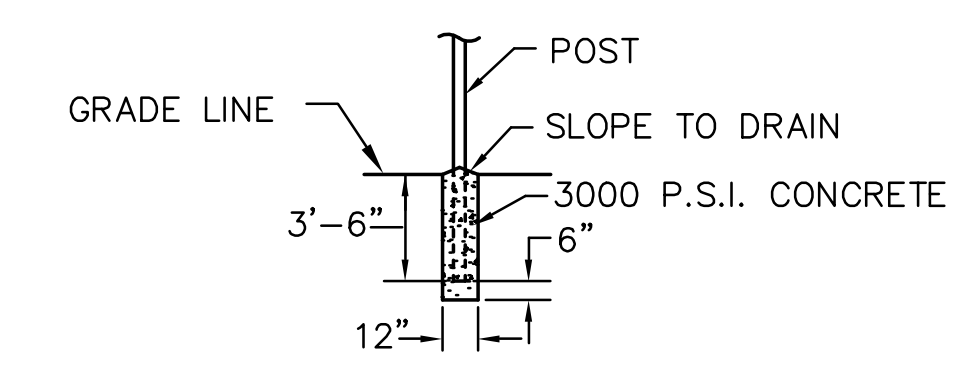
ELEVATION
N.T.S.

ELEVATION
N.T.S.

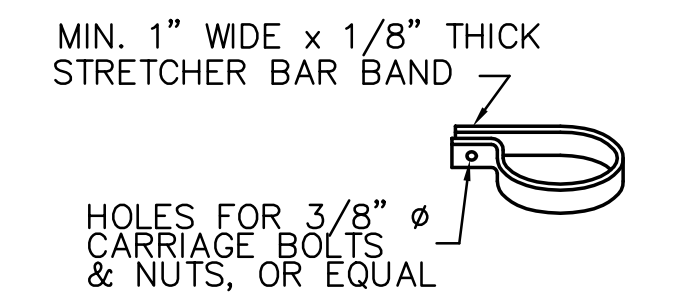
GATE CENTER PLUNGER DETAIL



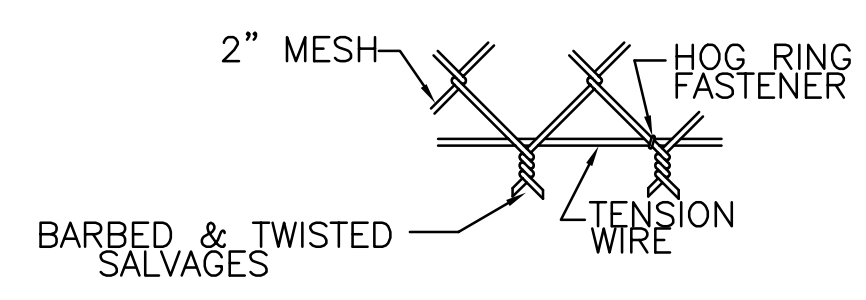
EXTENSION ROD DETAIL
N.T.S.



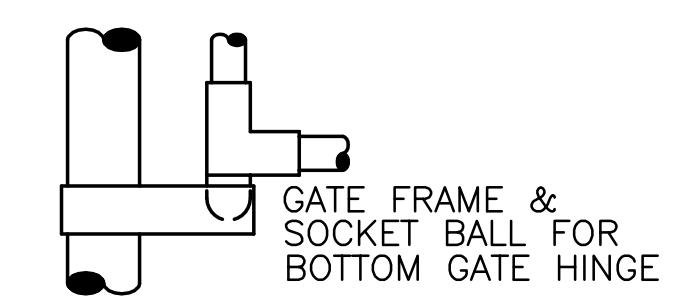
LINE POST FOOTING DETAIL
N.T.S.
ALL CONCRETE FOOTINGS SHALL BE CROWNED 1-1/4" ABOVE GRADE LINE



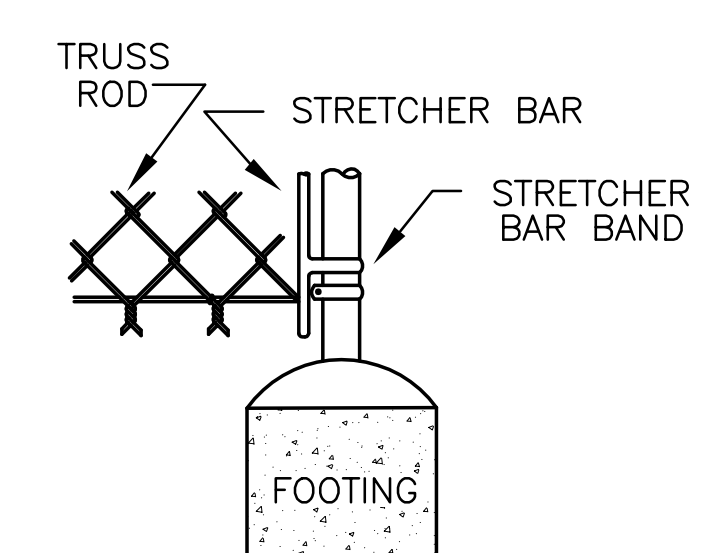
TYPICAL STRETCHER BAR BAND
N.T.S.



FABRIC AND TENSION WIRE DETAIL
N.T.S.
TENSION WIRE REQ'D. TOP AND BOTTOM



TYPICAL BOTTOM GATE HINGE
N.T.S.



TYPICAL TERMINAL POST DETAIL
N.T.S.

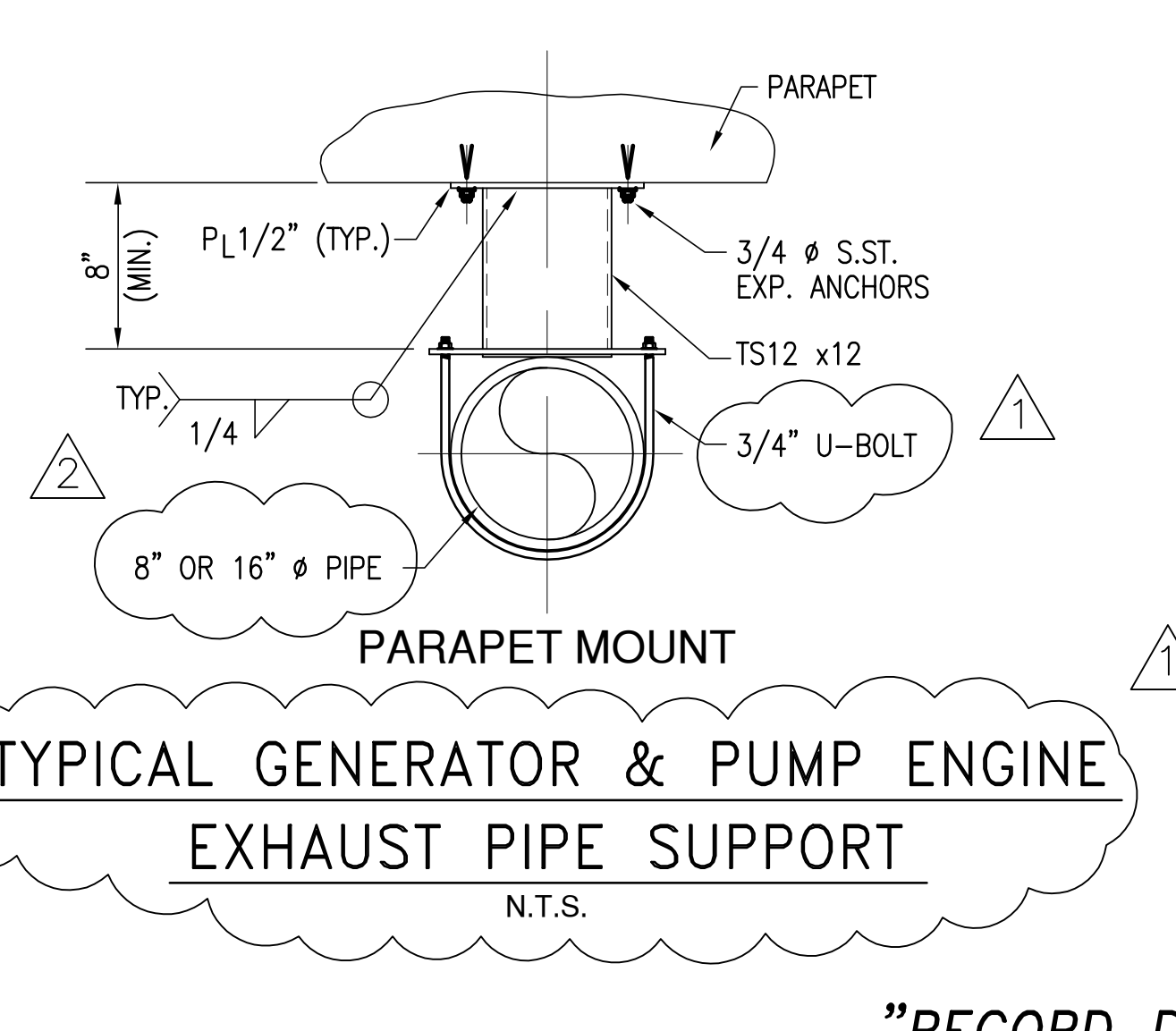
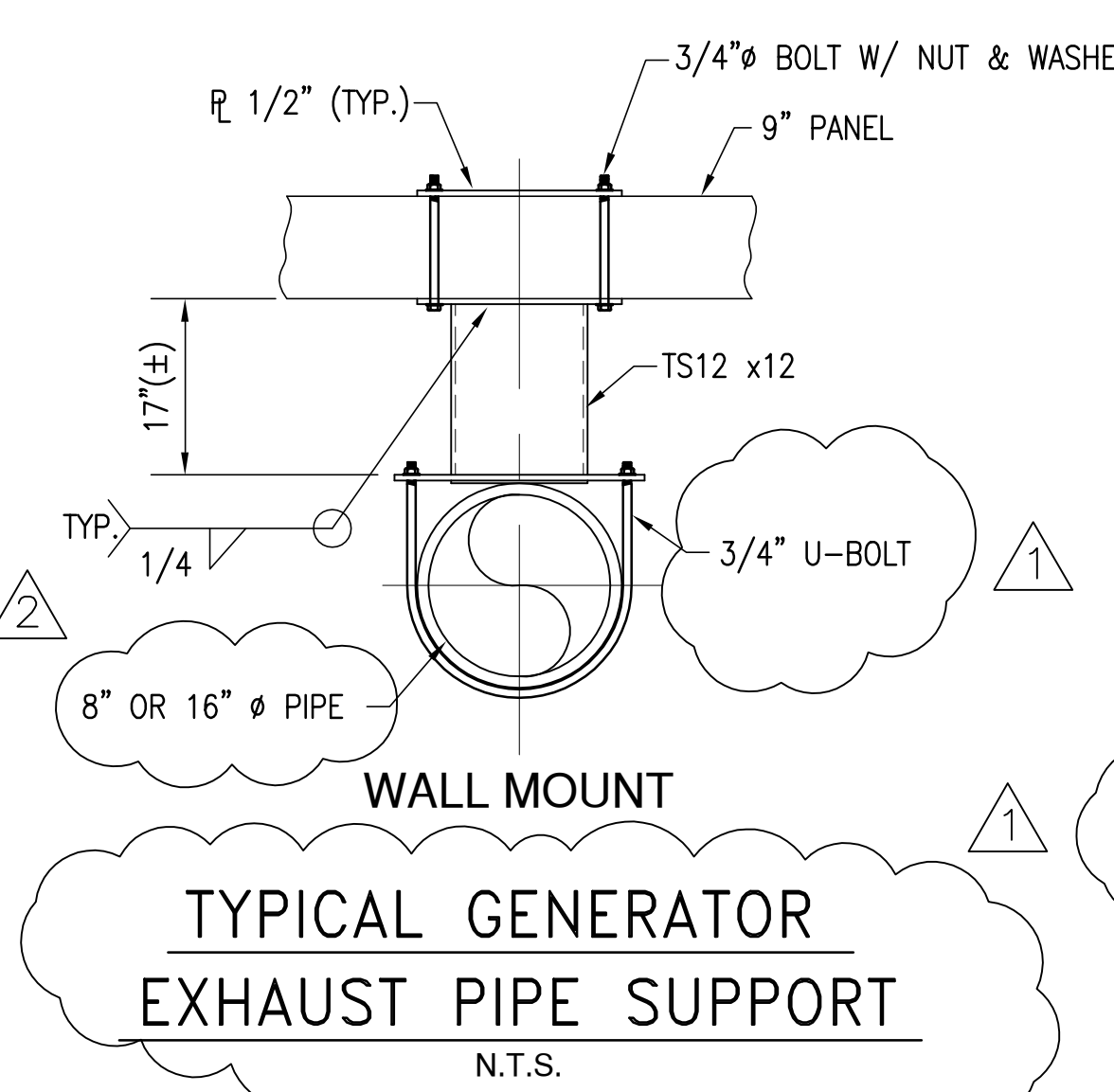
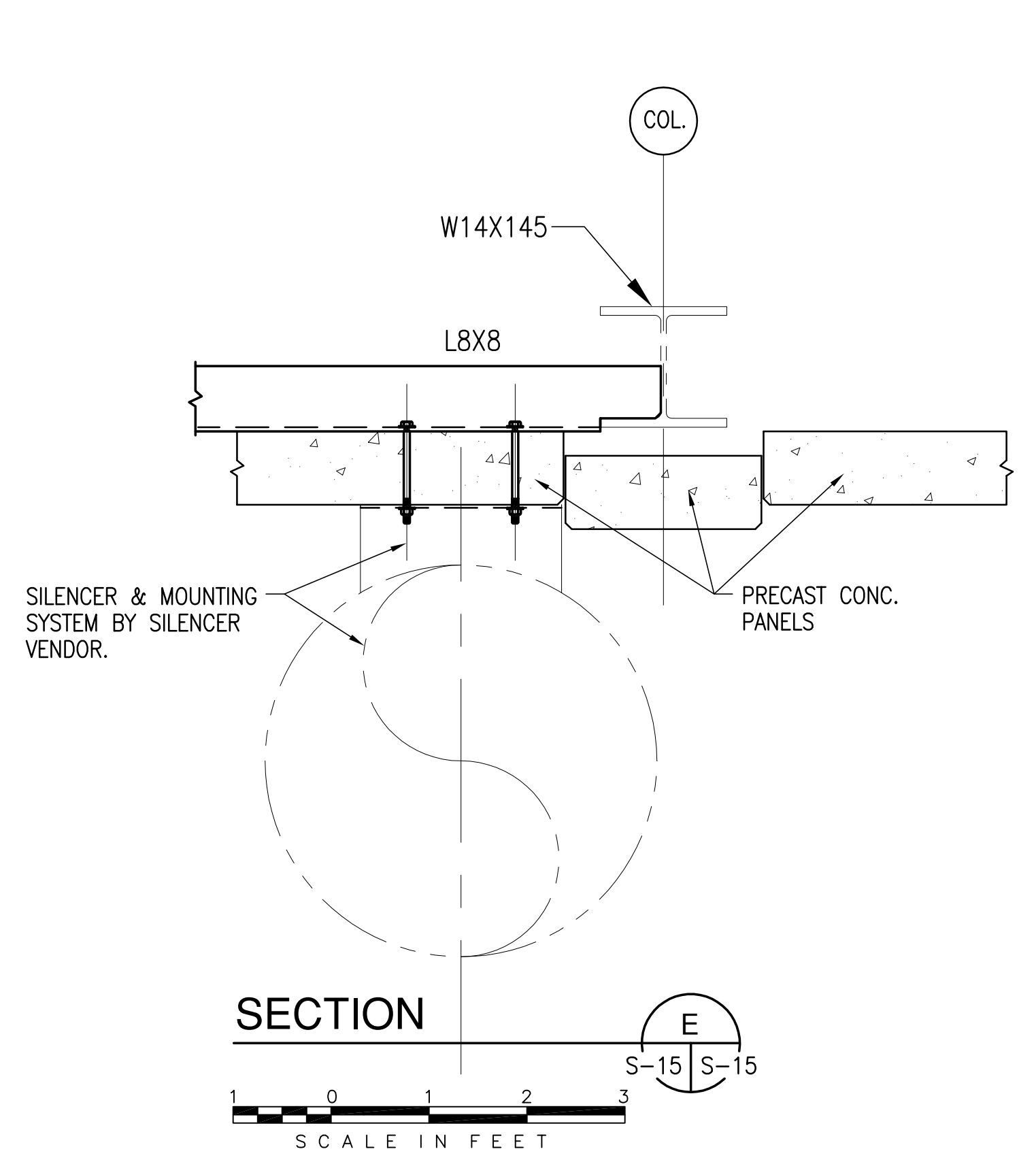
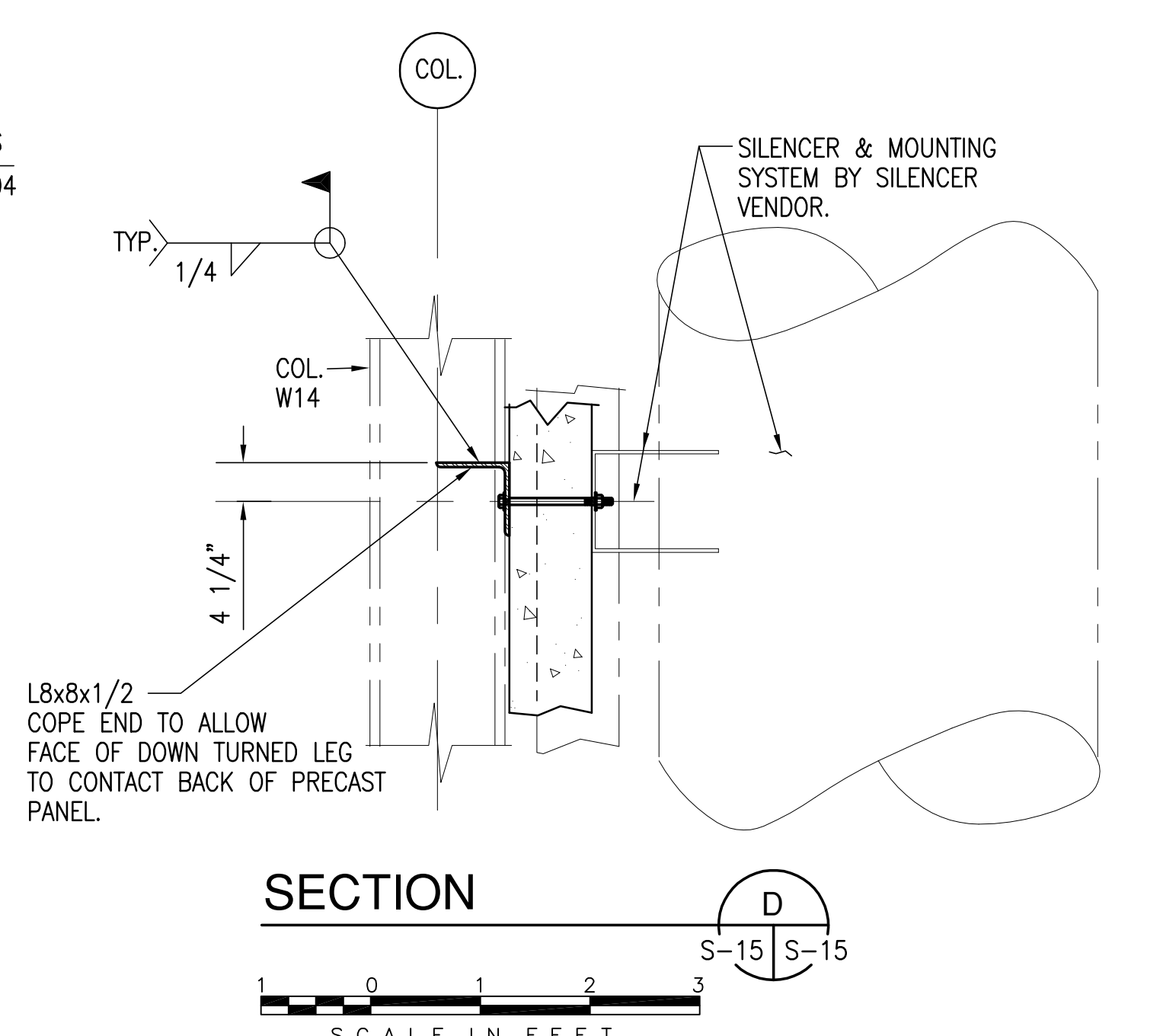
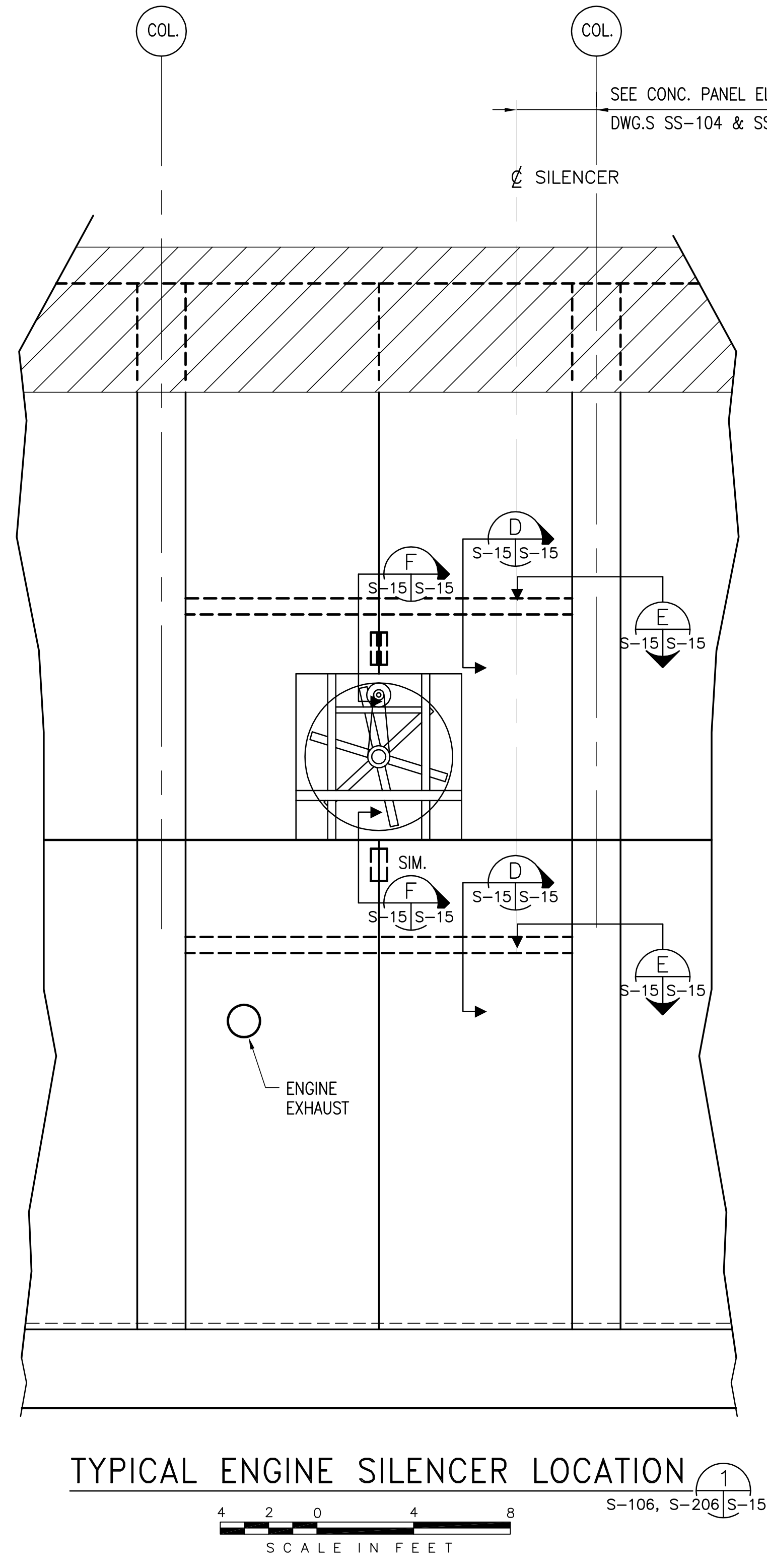
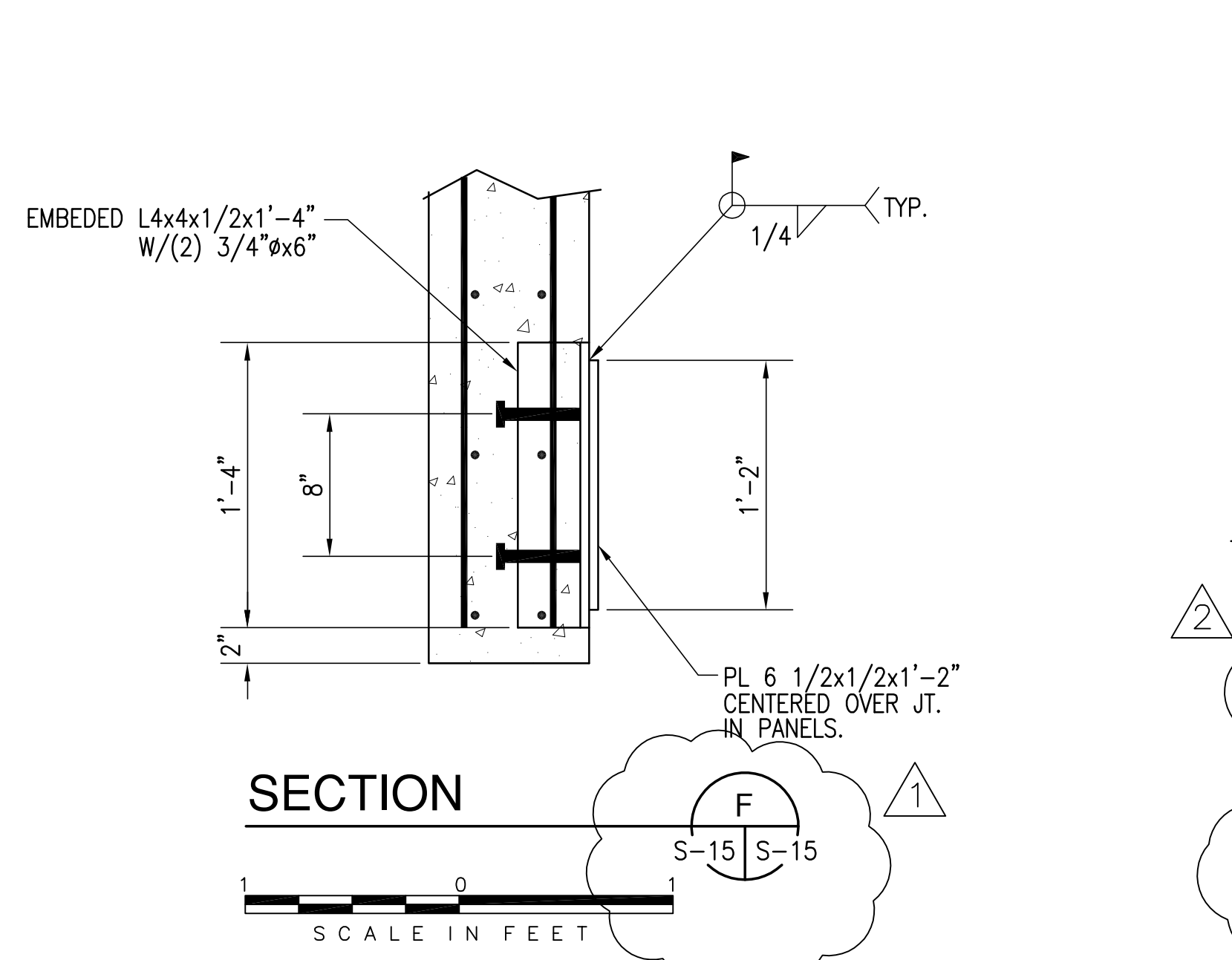
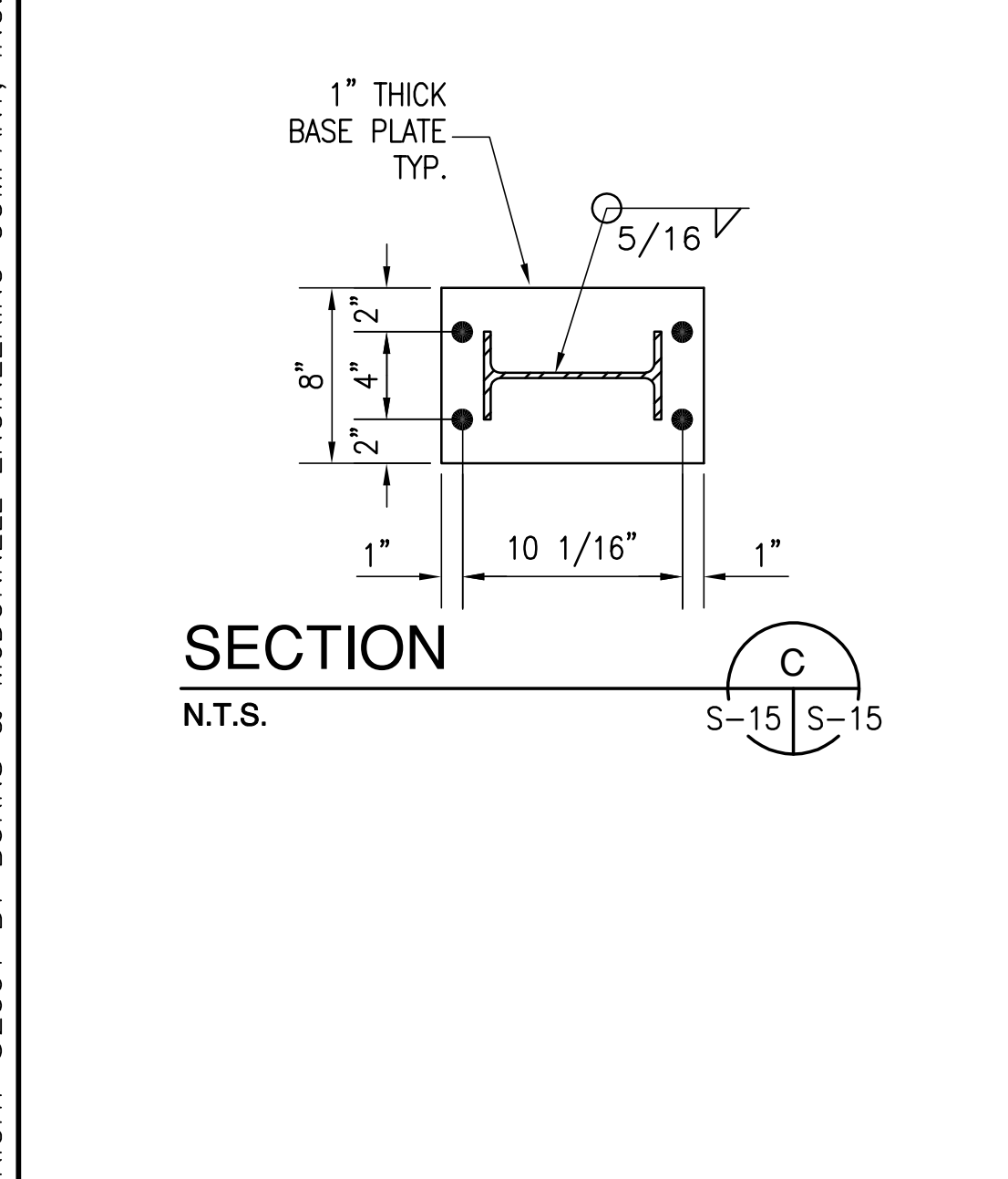
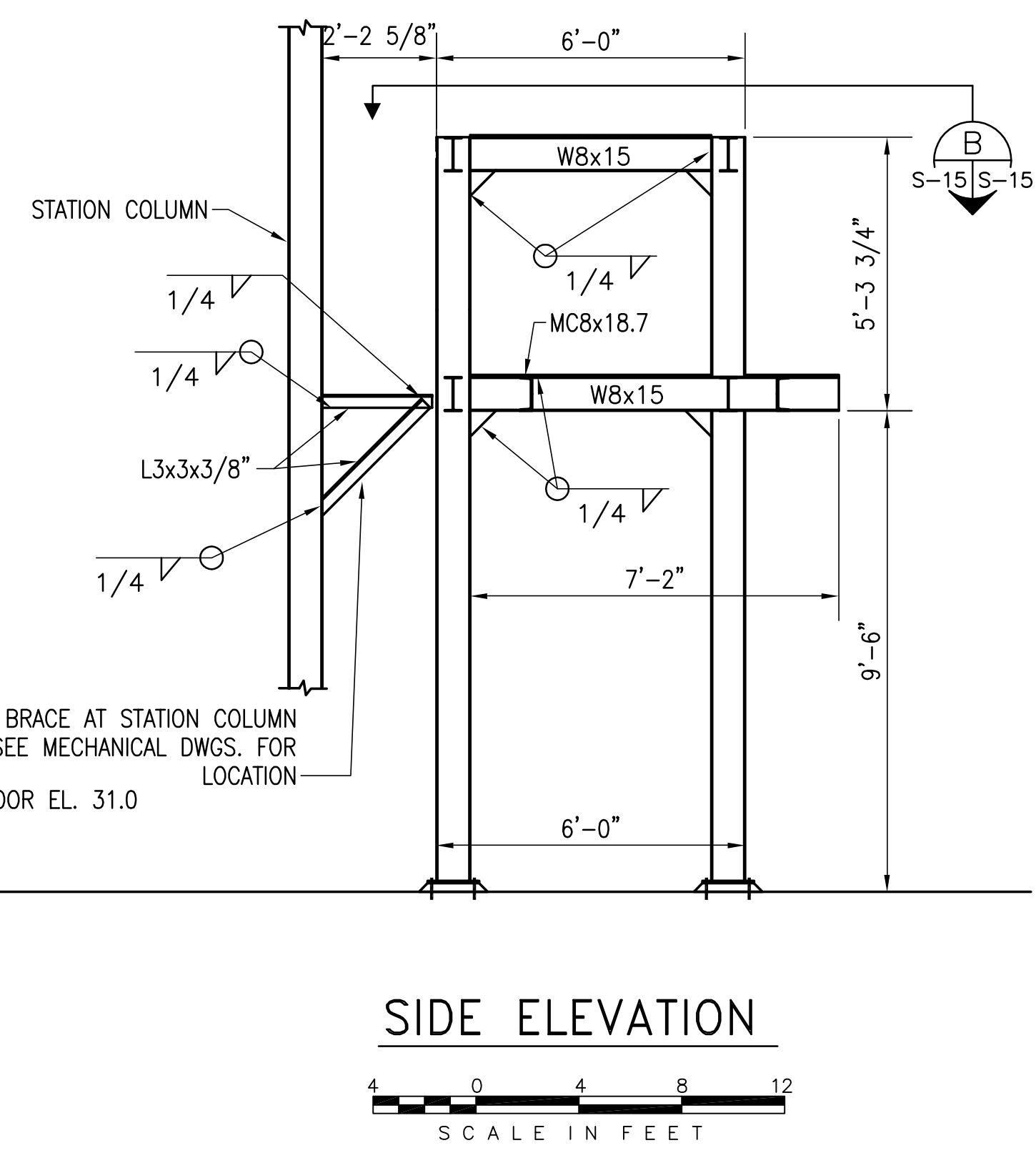
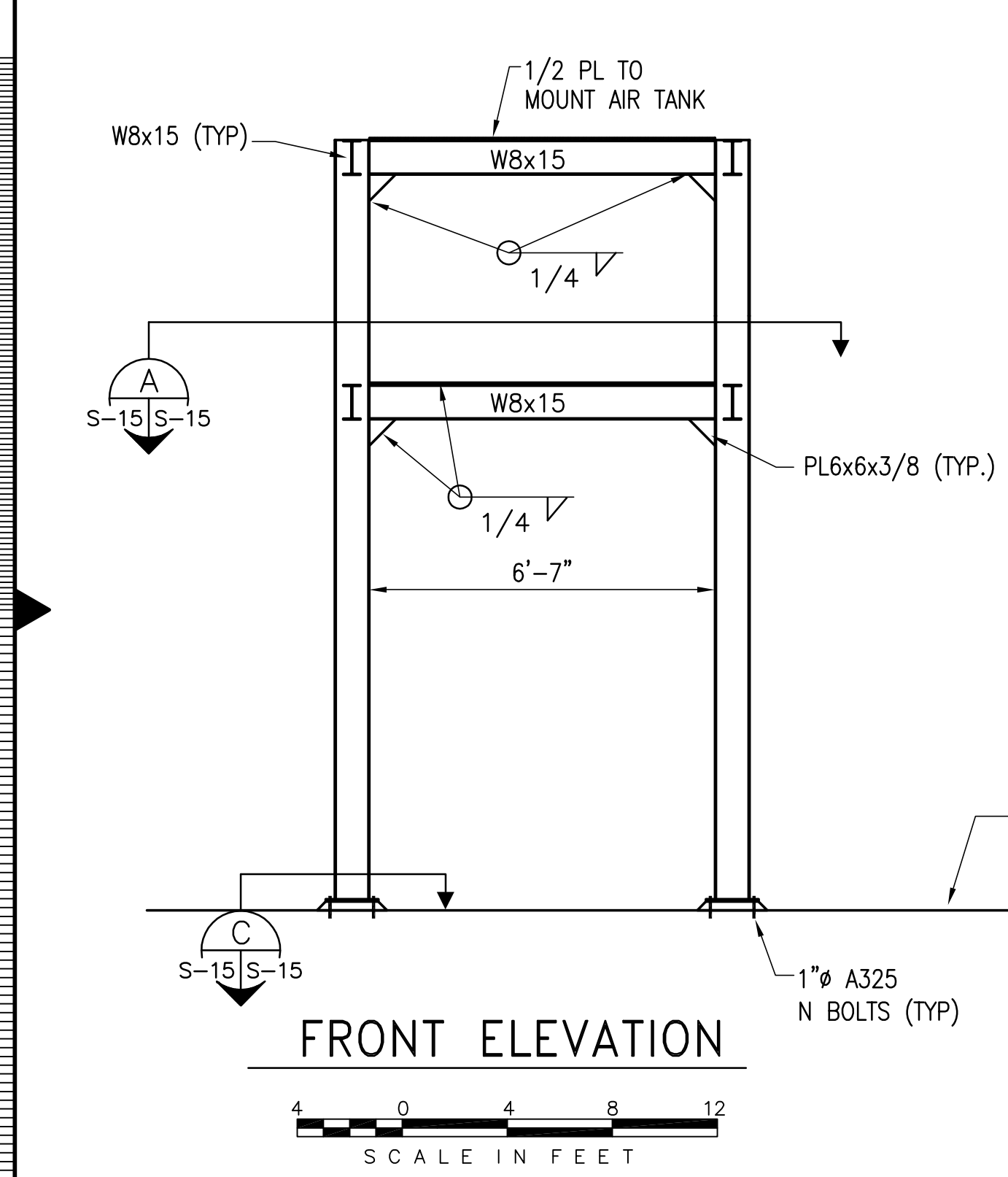
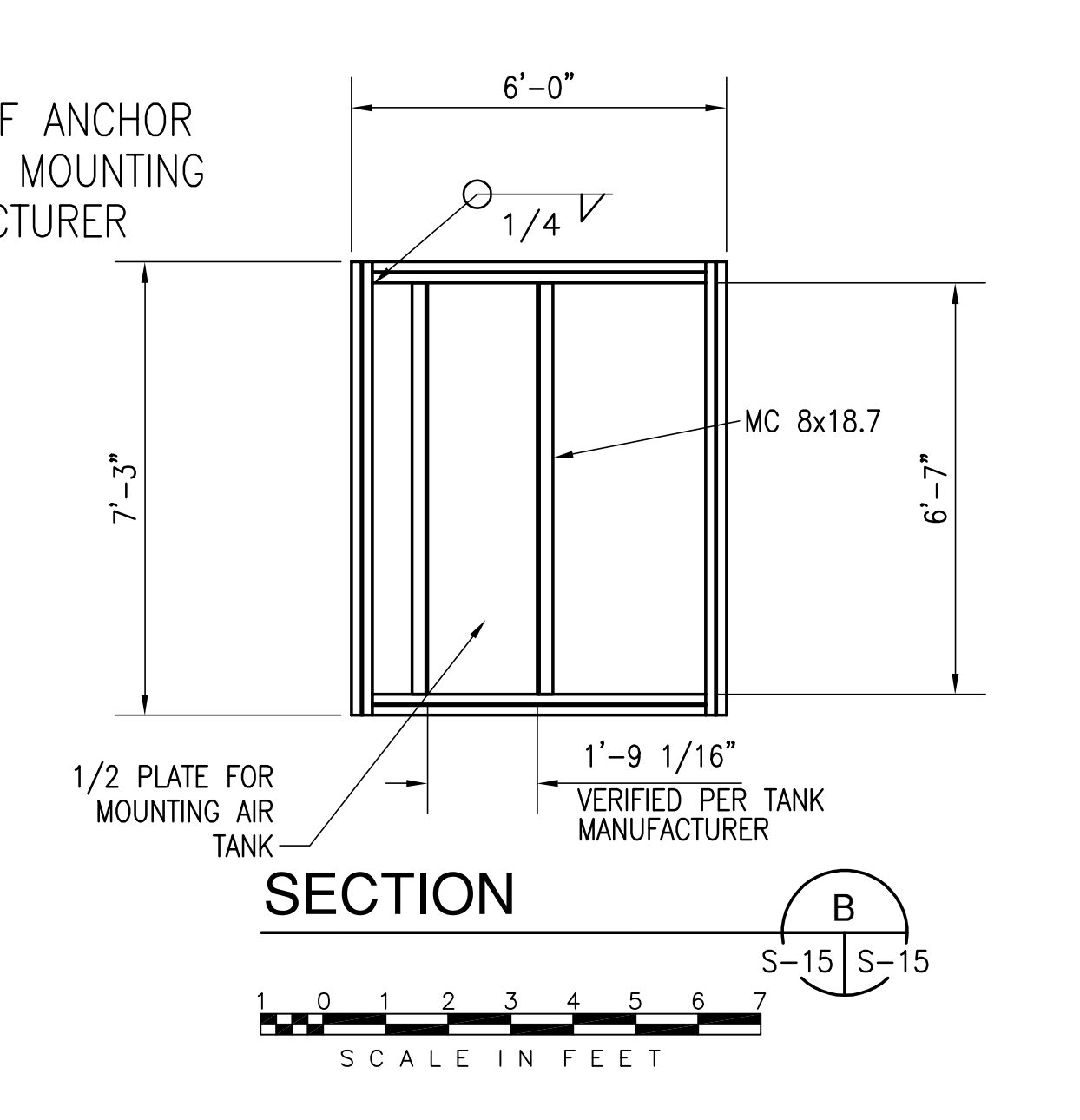
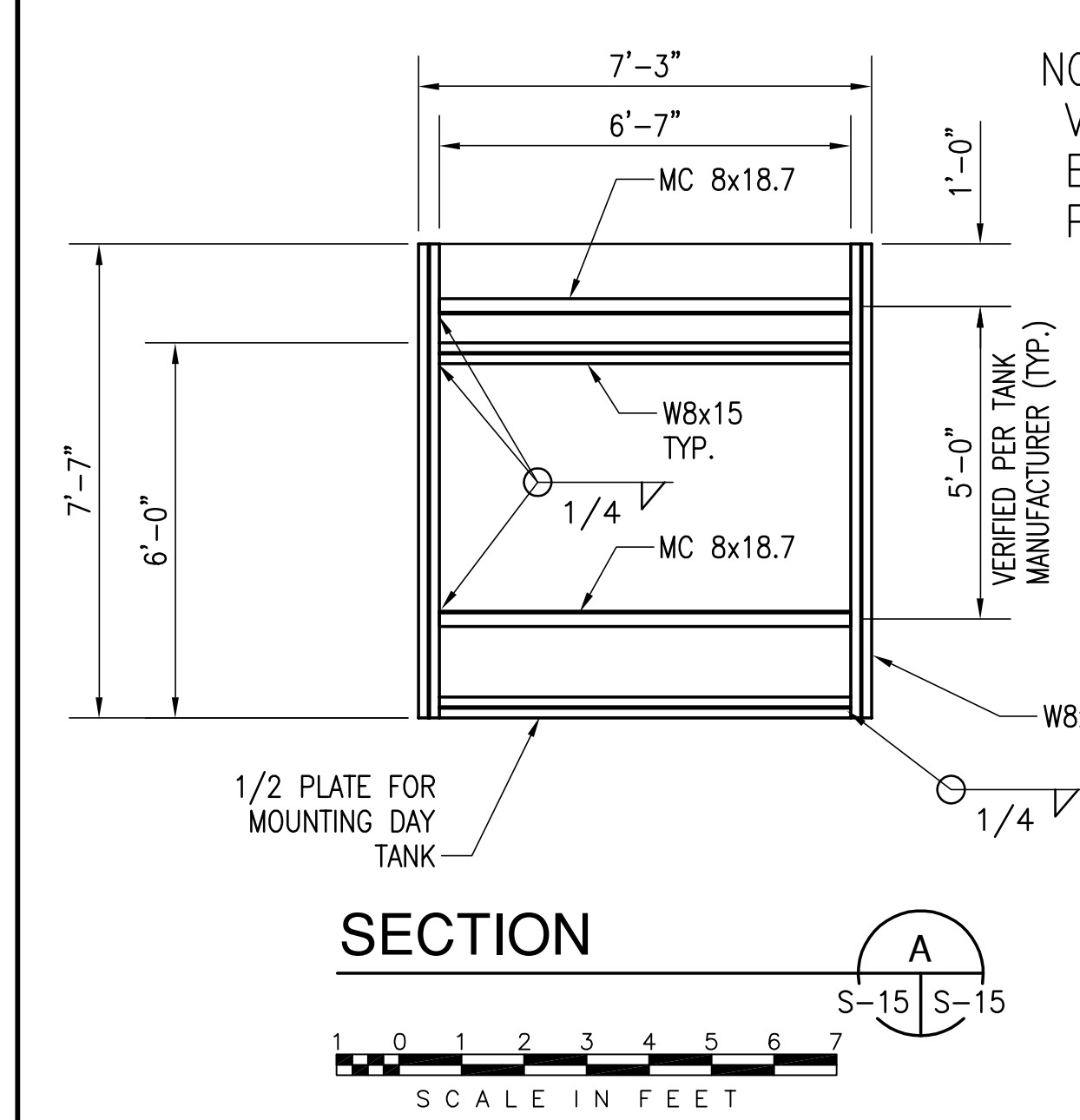
GENERAL NOTES:

1. THE FENCE INSTALLATION AND DETAILS AS SHOWN ARE TYPICAL AND MAY VARY IN ACCORDANCE WITH DIFFERENT MANUFACTURERS, PROVIDED THEY MEET THE STD. AS SPECIFIED IN SPECIFICATIONS.
2. TYPICAL INSTALLATION PLAN MAY VARY AS SHOWN ON THE PLANS OR AS DIRECTED BY THE ENGINEER.
3. ALL BOLT & THREADS TO BE DEFORMED TO DISCOURAGE VANDALISM.
4. ALL CAPS, BOLTS, NUTS, WASHERS, 2x4 CONNECTORS AND MISCELLANEOUS FITTINGS SHALL BE HOT DIPPED GALVANIZED.
5. CONTRACTOR SHALL MAKE PROVISIONS FOR THE OWNER TO PLACE A HASP AND LOCK ON ALL GATES.

PUMP STATION PERIMETER FENCE AND GATE DETAILS

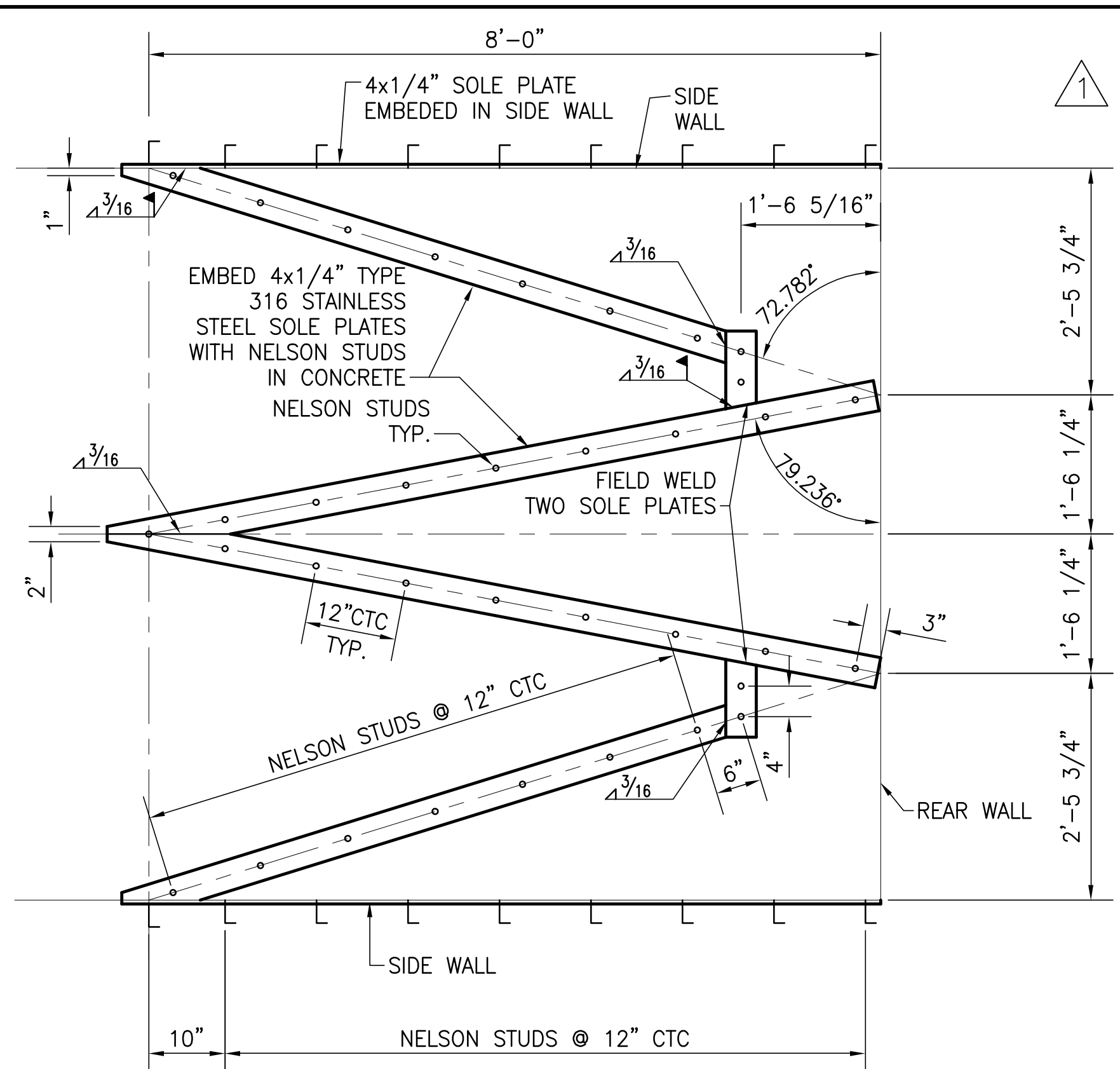
"RECORD DRAWINGS"

		TDS DRAWN CHKD EJM RMG R/G DATE 5/10/2001	REVISIONS DATE CHKD NO. DWG
		ENGINEERS - ARCHITECTS - CONSULTANTS METAFIRE, LOUISIANA 70006 (504) 454-3866 License No. EB00008095	
EVERGLADES CONSTRUCTION PROJECT STORMWATER TREATMENT AREA NO. 3/4 PUMP STATIONS G-370 & G-372 PUMP STATIONS G-370 & G-372 TYPICAL FENCE & GATE DETAILS		SOUTH FLORIDA WATER MANAGEMENT DISTRICT EVERGLADES CONSTRUCTION PROJECT 3301 GUN CLUB ROAD WEST PALM BEACH, FLORIDA 33406	
Rodney J. Gannuch, P.E. FLA. C.E. REG. NO. 53545		CONTRACT NO. C-E304 DWG. NO. S-14	



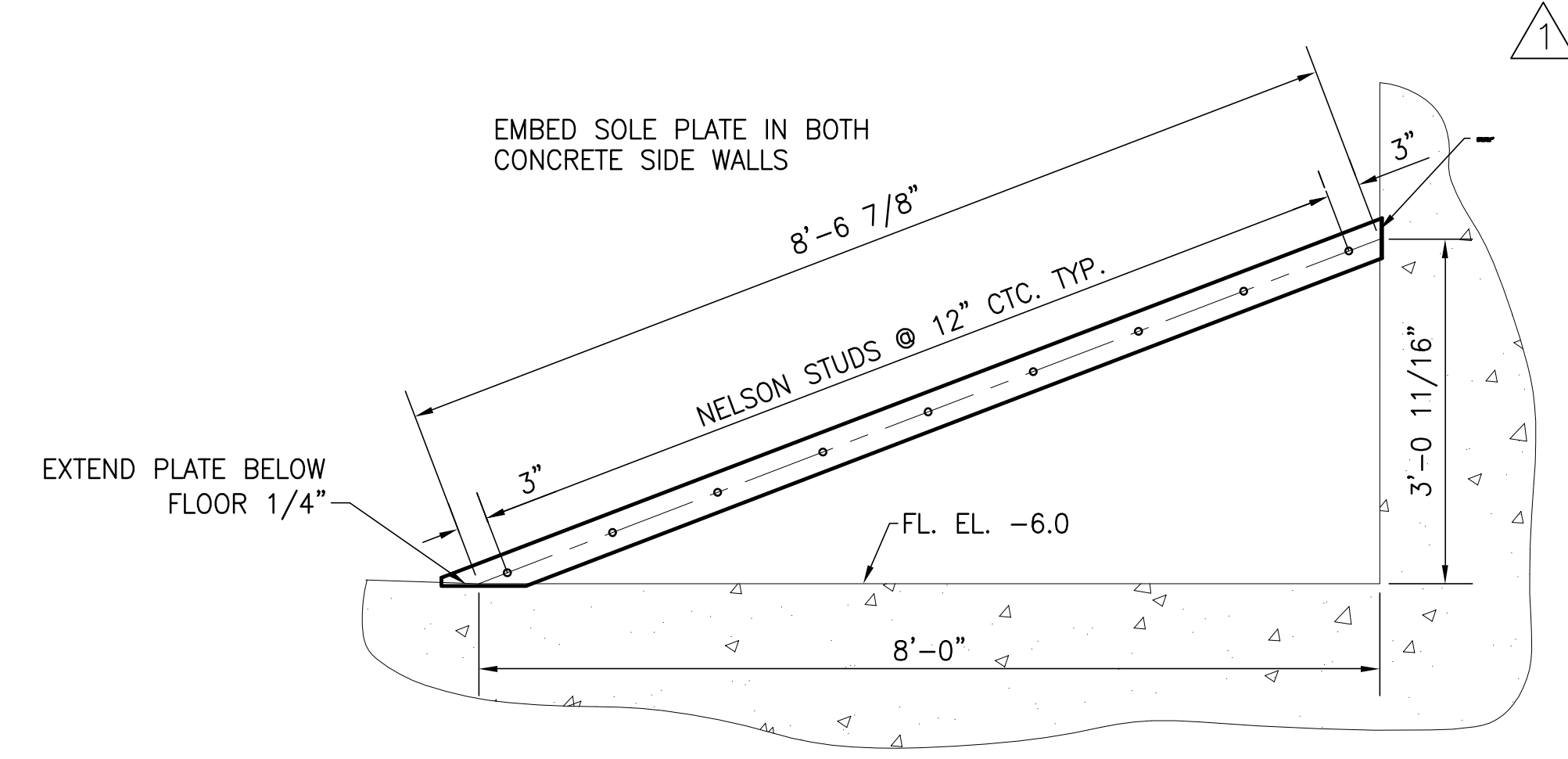
COPYRIGHT ©2001 BY BURNS & MCDONNELL ENGINEERING COMPANY, INC.

 Brown Cunningham Gannuch ENGINEERS • ARCHITECTS • CONSULTANTS 2701 KINGMAN ST. #2006 KANSAS CITY, MO. 64114 Certification: EB0000253 License No. EB0000895	DRAWN: JSB CHKD: CHKO DESIGN: DER CHKD: RJC DATE: 5/10/2001	REVISED PER ADDENDUM NO. 4 REVISED PER ADDENDUM NO. 1	NO. DWN DATE REVISIONS
	EVERGLADES CONSTRUCTION PROJECT STORMWATER TREATMENT AREA NO. 3/4 PUMP STATIONS G-370 & G-372 PUMP STATIONS G-370 & G-372 MISCELLANEOUS DETAILS		
	SOUTH FLORIDA WATER MANAGEMENT DISTRICT EVERGLADES CONSTRUCTION PROJECT 3301 GUN CLUB ROAD WEST PALM BEACH, FLORIDA 33406		
	Rodney J. Gannuch, P.E. FLA. C.E. REG. NO. 53545		



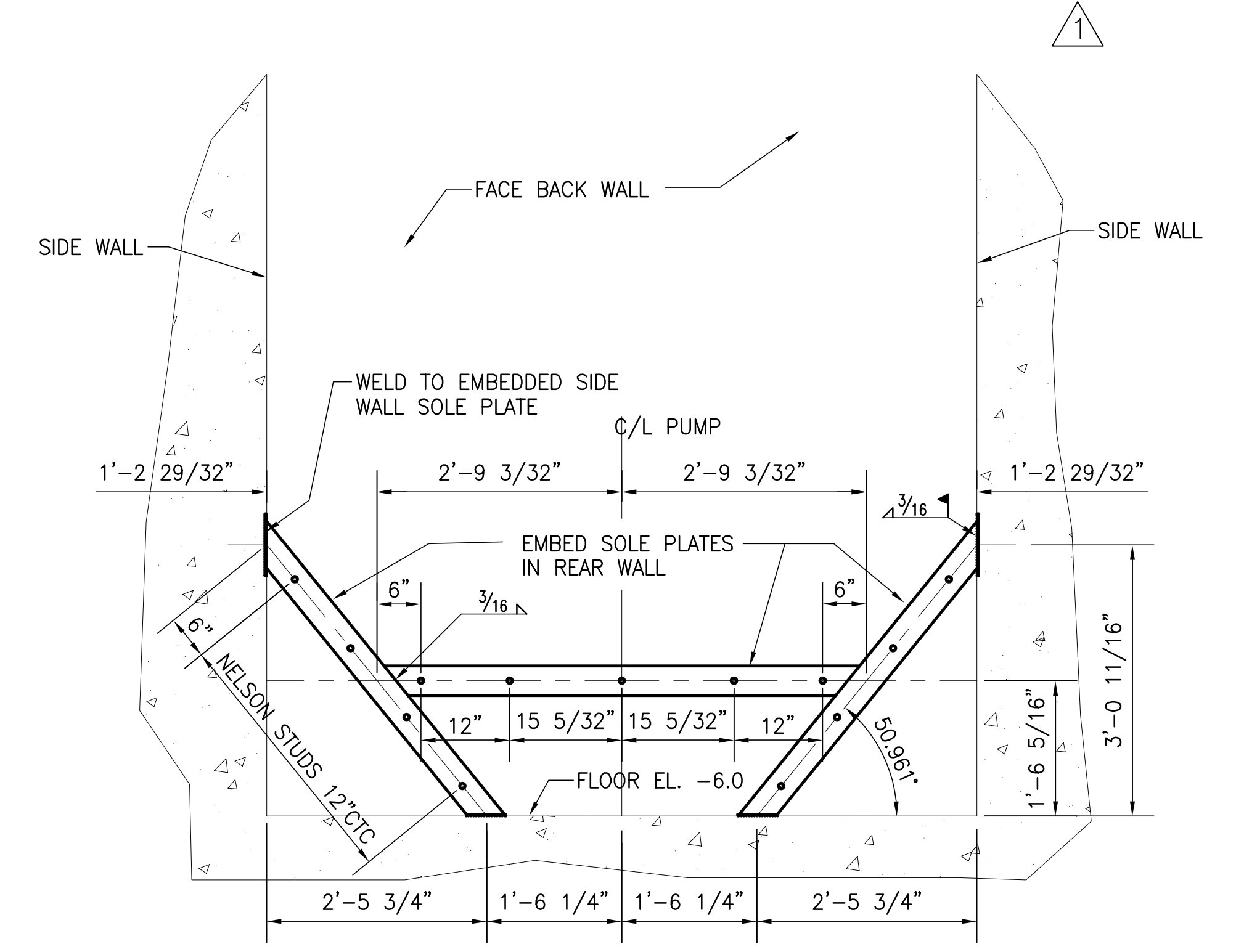
FLOOR PLAN
FLOOR SPLITTER SOLE PLATES
TYPICAL SEEPAGE PUMP BAY

SCALE IN FEET



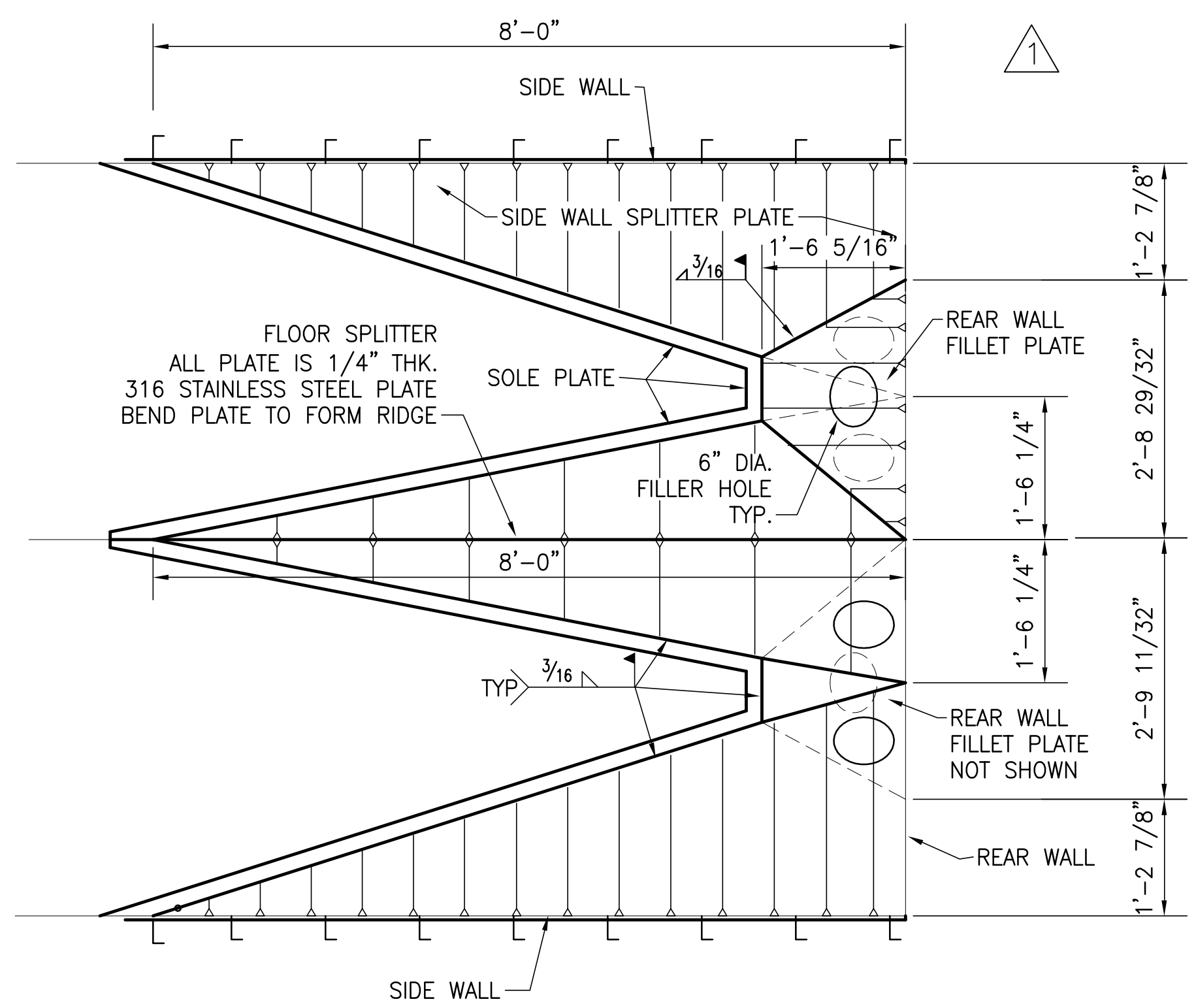
ELEVATION SEEPAGE PUMP BAY
SIDE WALL FILLET SOLE PLATE

SCALE IN FEET



ELEVATION SEEPAGE PUMP BAY
REAR WALL SOLE PLATES

SCALE IN FEET



FLOOR PLAN
FLOOR SPLITTER PLATES
TYPICAL SEEPAGE PUMP BAY

SCALE IN FEET

- SEQUENCE OF INSTALLATION**
1. INSTALL ALL EMBEDDED SOLE PLATES.
 2. CUT, BEND AND SHAPE SPLITTER PLATE AND INSTALL. ACCURATE HEIGHT REQUIRED FOR PROPER PUMP INSTALLATION.
 3. INSTALL SIDE WALL FILLET PLATES.
 4. FILL FLOOR SPLITTER AND SIDE WALL FILLET WITH GROUT.
 5. INSTALL REAR FILLET PLATES BETWEEN SPLITTER PLATE AND SIDE WALL FILLETS.
 6. FILL REAR WALL FILLET PLATE CAVITY WITH GROUT.
 7. COVER 6" ACCESS HOLE BY WELDING COVER PLATE AND GRIND FLUSH WELD FOR CONTINUOUS SMOOTH SURFACES.

Rodney J. Gannuch, P.E.
FLA. C.E. REG. NO. 53545



CONTRACT NO.
C-E304
DWG. NO.
S-16

"RECORD DRAWINGS"

 BROWN CUNNINGHAM GANNUCH ENGINEERS • ARCHITECTS • CONSULTANTS 2701 KINGMAN ST. METairie, LOUISIANA 70006 (504) 454-3866 License No. EB0006895	DRAWN CHKD EJM CHKD EJM	DESIGN EJM CHKD EJM	CHECKED EJM CHKD EJM	DATE 5-01-01	NO. DWN 1	DATE 6-01-01	ADDED DWG. PER APPENDUM NO.1 EJM 6-01-01	REVISIONS
	EVERGLADES CONSTRUCTION PROJECT STORMWATER TREATMENT AREA NO. 3/4 PUMP STATIONS G-370 & G-372 PUMP STATIONS G-370 & G-372 TYPICAL SEEPAGE BAY DIVERTER DETAILS							
SOUTH FLORIDA WATER MANAGEMENT DISTRICT EVERGLADES CONSTRUCTION PROJECT 3301 GUN CLUB ROAD WEST PALM BEACH, FLORIDA 33406								

Copyright ©2001 by Burns & McDonnell Engineering Company, Inc.
 Scale For Microfilming
 Millimeters
 Inches



Scale For Microfilming
Inches
Millimeters

COPYRIGHT ©2001 BY BURNS & MCDONNELL ENGINEERING COMPANY, INC.

Rodney J. Gannuch, P.E.
FLA. C.E. REG. NO. 53545



**SOUTH FLORIDA
WATER MANAGEMENT DISTRICT**
EVERGLADES CONSTRUCTION PROJECT
3301 GUN CLUB ROAD
WEST PALM BEACH, FLORIDA 33406

**EVERGLADES CONSTRUCTION PROJECT
STORMWATER TREATMENT AREA NO. 374
PUMP STATIONS G-370 & G-372**

PUMP STATION G-370
3-D VIEW

Burns & McDonnell
SINCE 1922
9400 WARD PARKWAY
KANSAS CITY, MO. 64114
Certification: EB0000253
EMC# 24930

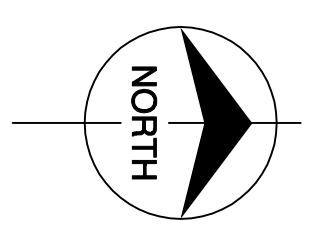
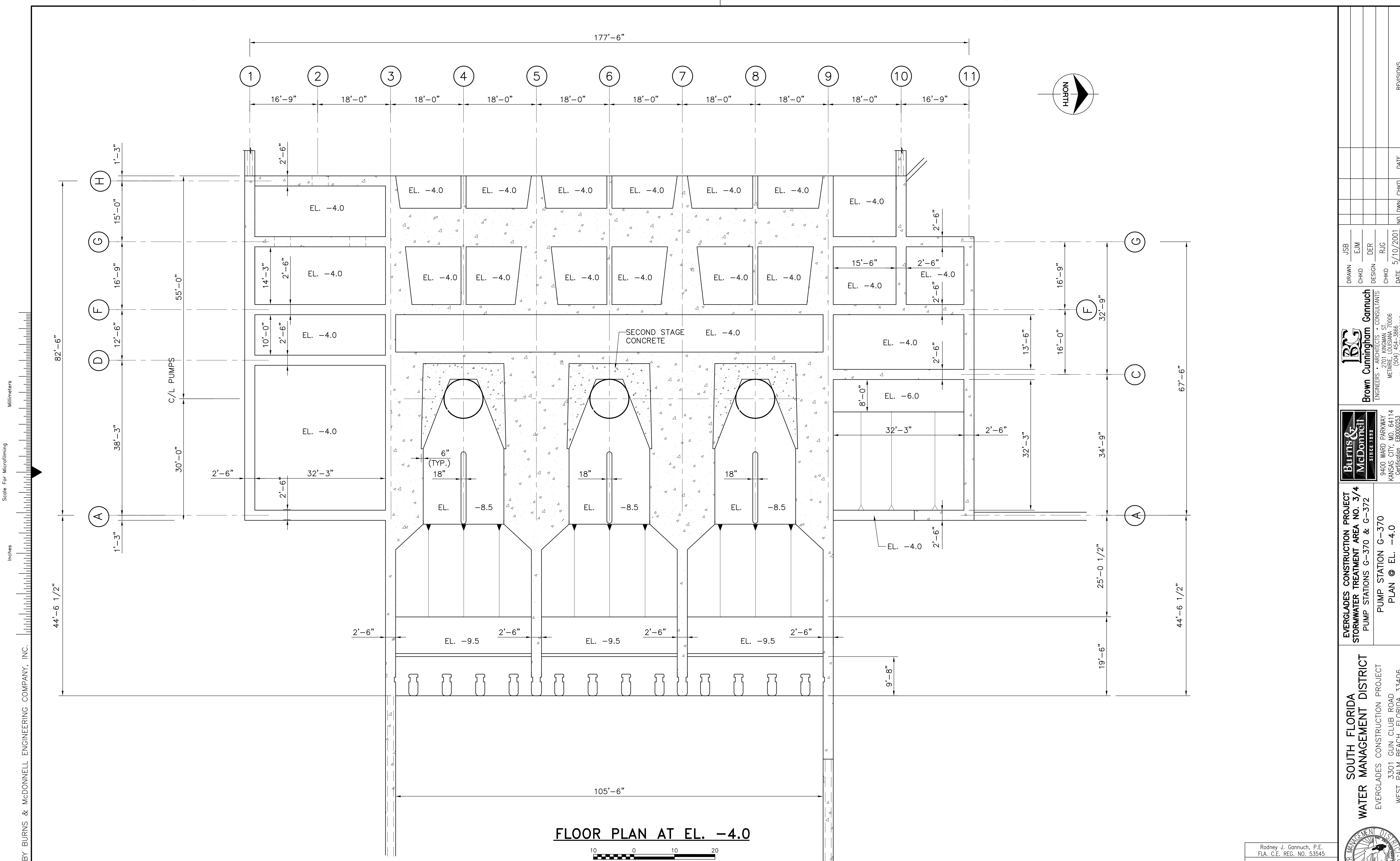
Brown Cunningham Gannuch
ENGINEERS • ARCHITECTS • CONSULTANTS
2701 KINGMAN ST.
METairie, LOUISIANA 70006
(504) 454-3866
License No. EB00008095

DRAWN	PB
CHKD	EJM
DESIGN	DER
CHKD	RJG
DATE	5/10/2001

NO.	DWN	CHKD	DATE

CONTRACT NO.
C-E304
DWG. NO.
SV-1

"RECORD DRAWINGS"




Scale For Microfilming
Inches
Millimeters

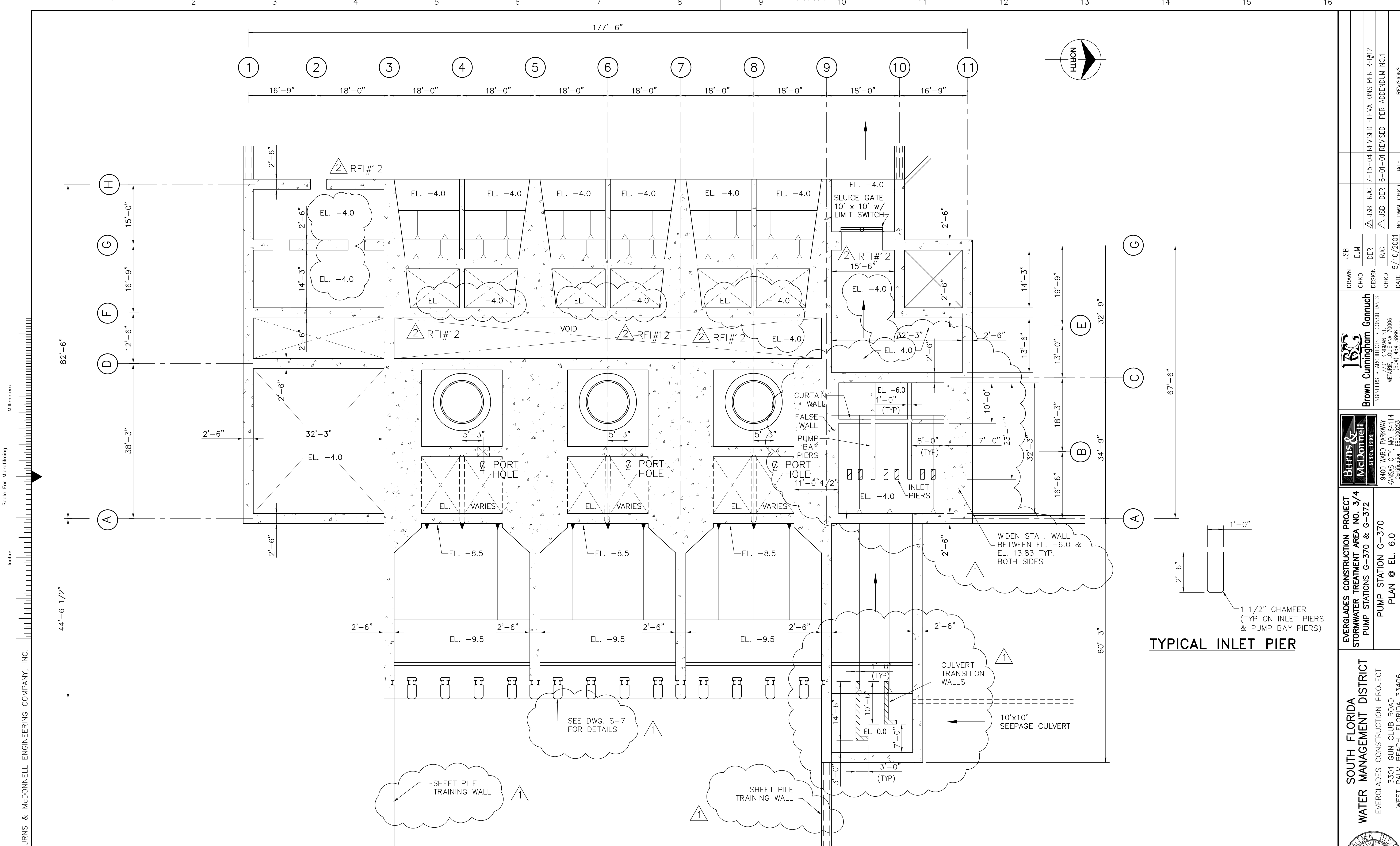
FLOOR PLAN AT EL. -4.0



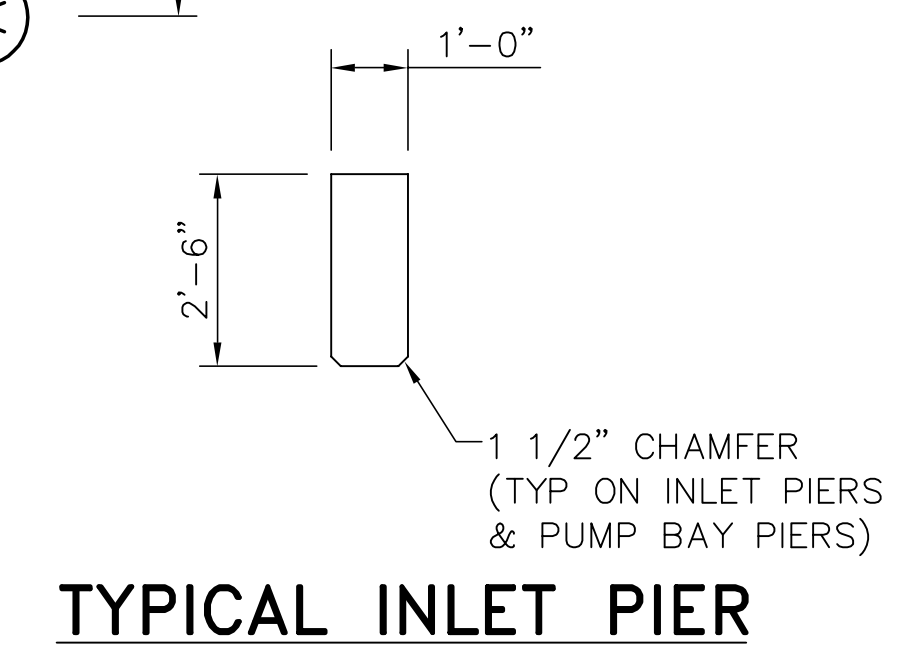
COPYRIGHT ©2001 BY BURNS & McDONNELL ENGINEERING COMPANY, INC.

\\SERVER\CAD-PRO\CURRENT\80000\80698\100\G-370\S-100EL-4.DWG Last edited: 05/07/01

 Burns & McDonnell <small>SINCE 1888</small> 9400 WARD PARKWAY KANSAS CITY, MO 64114 Certification: EB0000253 BMCh 24930		Brown Cunningham Gannuch <small>ENGINEERS ARCHITECTS CONSULTANTS</small> METAFRE LOUISIANA 70006 (504) 454-3866 License No. EB00008095
EVERGLADES CONSTRUCTION PROJECT STORMWATER TREATMENT AREA NO. 3/4 PUMP STATIONS G-370 & G-372 PUMP STATION G-370 PLAN @ EL. -4.0	DRAWN: JSB CHKD: EJM DESIGN: DER R/C: RJC DATE: 5/10/2001 NO. DWG: CHKO DATE:	
SOUTH FLORIDA WATER MANAGEMENT DISTRICT EVERGLADES CONSTRUCTION PROJECT 3301 GUN CLUB ROAD WEST PALM BEACH, FLORIDA 33406		Rodney J. Gannuch, P.E. FLA. C.E. REG. NO. 53545
CONTRACT NO. C-E304 DWG. NO. S-100		"RECORD DRAWINGS"



FLOOR PLAN AT EL. 6.0



TYPICAL INLET PIER

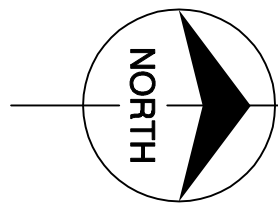
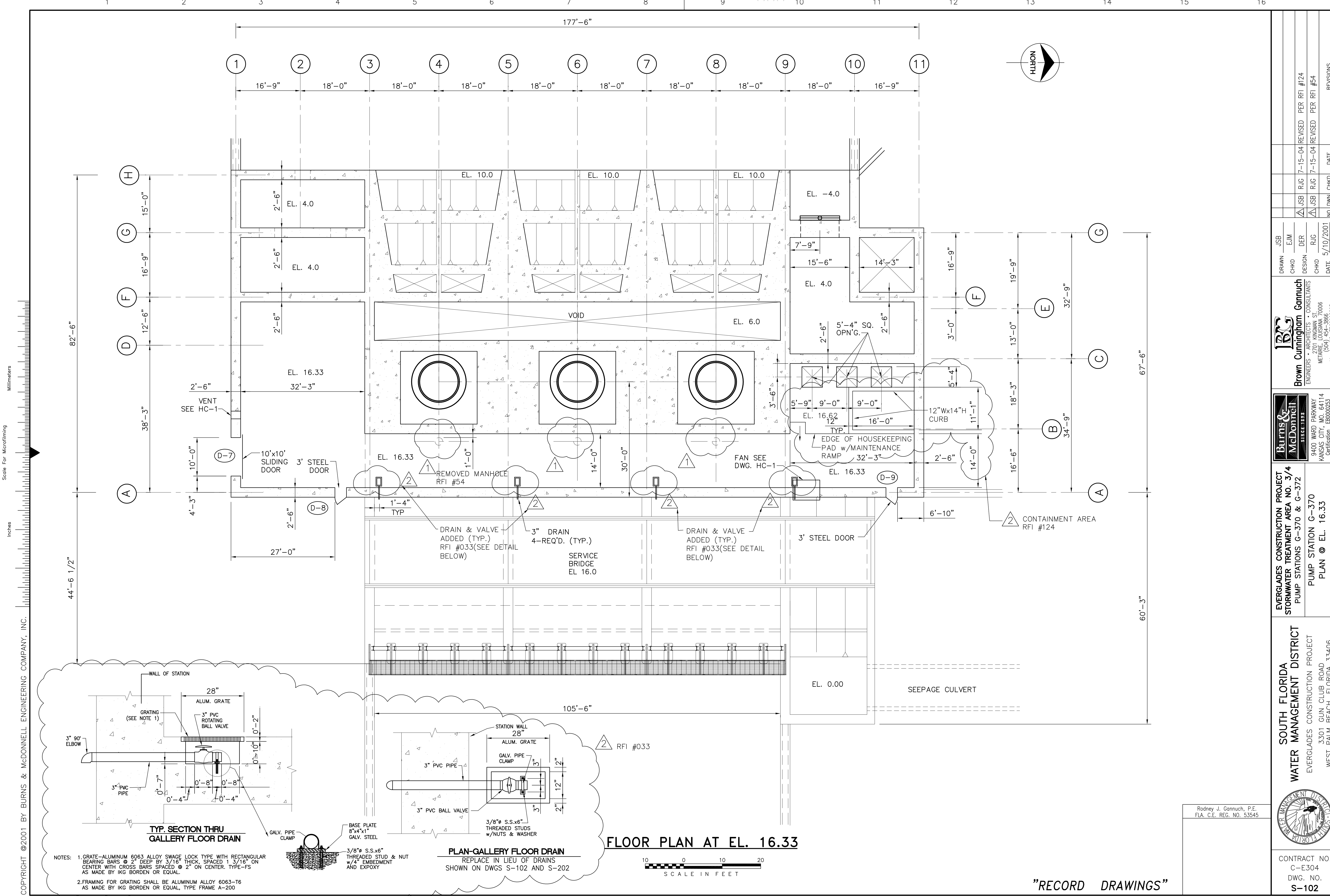
COPYRIGHT ©2001 BY BURNS & MCDONNELL ENGINEERING COMPANY, INC.

Scale For Microfilming
Inches
Millimeters

<p>Burns & McDonnell SINCE 1888 9400 WARD PARKWAY KANSAS CITY, MO. 64114 Certification: ERO000253 BM3 24930</p>		<p>Brown Cunningham Gannuch ARCHITECTS & CONSULTANTS 70006 METairie, LOUISIANA 70006 (504) 454-3866 License No. EB0008095</p>	
<p>EVERGLADES CONSTRUCTION PROJECT STORMWATER TREATMENT AREA NO. 3/4 PUMP STATIONS G-370 & G-372</p>	<p>PUMP STATION G-370 PLAN @ EL. 6.0</p>	<p>DESIGN: RUG CHECK: RUG DATE: 5/10/2001</p>	<p>REVISIONS</p>
<p>SOUTH FLORIDA WATER MANAGEMENT DISTRICT EVERGLADES CONSTRUCTION PROJECT 3301 GUN CLUB ROAD WEST PALM BEACH, FLORIDA 33406</p>	<p>CONTRACT NO. C-E304 DWG. NO. S-101</p>	<p>NO. DWN: CHKO DATE: 5/10/2001</p>	<p>REVISIONS</p>

Rodney J. Gannuch, P.E.
FLA. C.E. REG. NO. 53545

"CONFORMED-ISSUED FOR CONSTRUCTION"

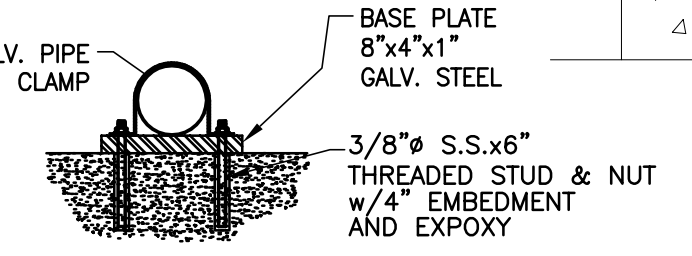


Scale For Microfilming
Inches
Millimeters

COPYRIGHT ©2001 BY BURNS & MCDONNELL ENGINEERING COMPANY, INC.

NOTES:
1. GRATE—ALUMINUM 6063 ALLOY SWAGE LOCK TYPE WITH RECTANGULAR BEARING BARS @ 2" DEEP BY 3/16" THICK, SPACED 1 3/16" ON CENTER WITH CROSS BARS SPACED @ 2" ON CENTER, TYPE—FS AS MADE BY IKG BORDEN OR EQUAL.
2. FRAMING FOR GRATING SHALL BE ALUMINUM ALLOY 6063-T6 AS MADE BY IKG BORDEN OR EQUAL, TYPE FRAME A-200

TYP. SECTION THRU GALLERY FLOOR DRAIN



PLAN—GALLERY FLOOR DRAIN
REPLACE IN LIEU OF DRAINS SHOWN ON DWGS S-102 AND S-202

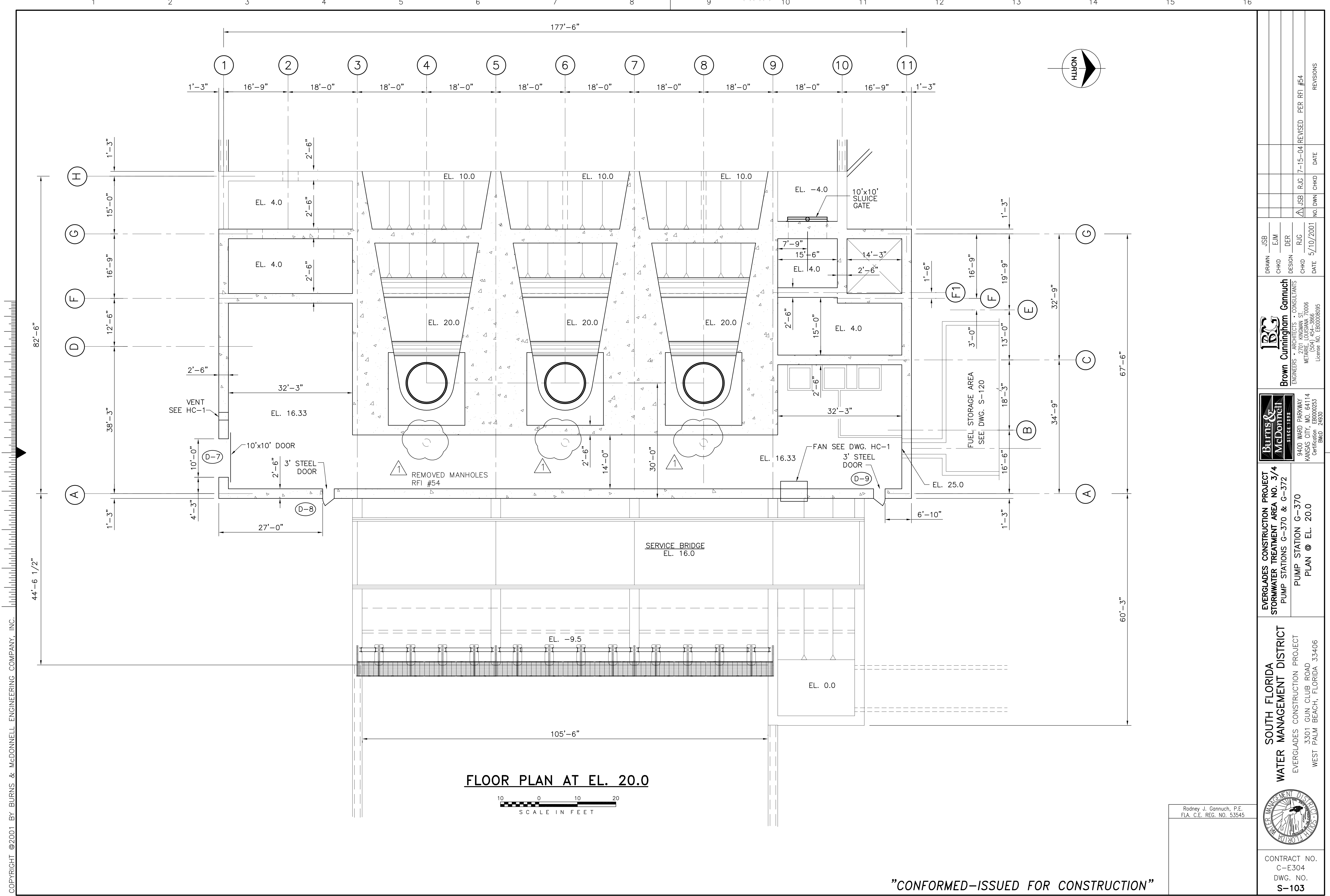
FLOOR PLAN AT EL. 16.33



<p>Brown Cunningham Gannuch ENGINEERS, ARCHITECTS, CONSULTANTS 9400 WARD PARKWAY KANSAS CITY, MO. 64114 Certification: EB0000253 BM03 24930 License No. EB00008095</p>		DRAWN: JSB CHKD: EJM DESIGN: DER R/G: R/G DATE: 5/10/2001	REVISIONS NO. DATE CHKD DATE 1 7-15-04 REVISED PER RFI #24 2 7-15-04 REVISED PER RFI #54
<p>Burns & McDonnell SINCE 1888 9400 WARD PARKWAY KANSAS CITY, MO. 64114 Certification: EB0000253 BM03 24930</p>		EVERGLADES CONSTRUCTION PROJECT STORMWATER TREATMENT AREA NO. 3/4 PUMP STATIONS G-370 & G-372 PUMP STATION G-370 PLAN @ EL. 16.33	
SOUTH FLORIDA WATER MANAGEMENT DISTRICT EVERGLADES CONSTRUCTION PROJECT 3301 GUN CLUB ROAD WEST PALM BEACH, FLORIDA 33406		CONTRACT NO. C-E304 DWG. NO. S-102	

Rodney J. Gannuch, P.E.
FLA. C.E. REG. NO. 53545

"RECORD DRAWINGS"



FLOOR PLAN AT EL. 20.0



Scale For Microfilming
Inches
Millimeters

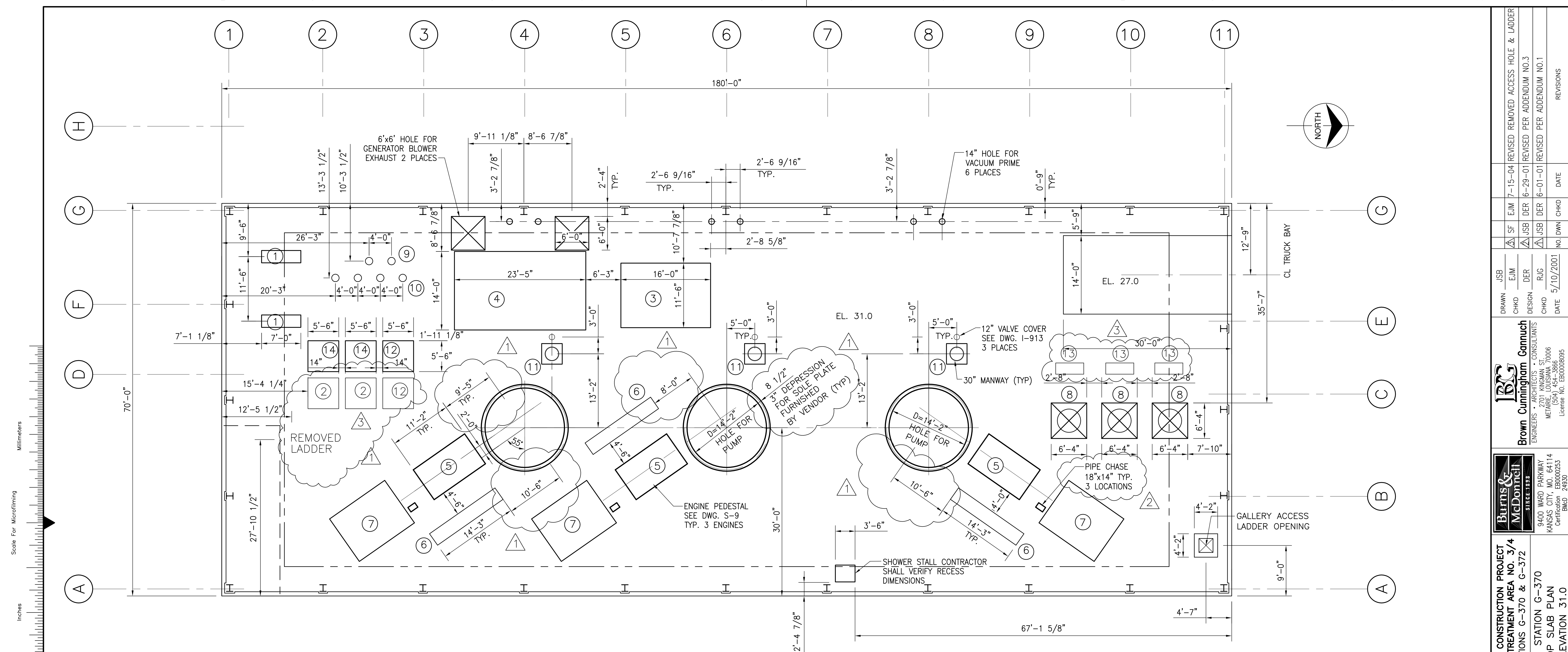
COPYRIGHT ©2001 BY BURNS & MCDONNELL ENGINEERING COMPANY, INC.

BURNS & MCDONNELL ARCHITECTS & ENGINEERS 9400 WARD PARKWAY KANSAS CITY, MO 64114 Certificate: ER0000253 Bldg. 24930		Brown Cunningham Gannuch ENGINEERS & ARCHITECTS CONSULTANTS METAFRE, LOUISIANA 70006 License No. EB00008095		DRAWN: JSB CHKD: EJM DESIGN: DER R/G: R/G CHKD: R/G DATE: 5/10/2001	NO. DWN: CHKO DATE:
SOUTH FLORIDA WATER MANAGEMENT DISTRICT EVERGLADES CONSTRUCTION PROJECT 3301 GUN CLUB ROAD WEST PALM BEACH, FLORIDA 33406		EVERGLADES CONSTRUCTION PROJECT STORMWATER TREATMENT AREA NO. 3/4 PUMP STATIONS G-370 & G-372 PUMP STATION G-370 PLAN @ EL. 20.0		REVISIONS	

Rodney J. Gannuch, P.E.
FLA. C.E. REG. NO. 53545

CONTRACT NO. C-E304
DWG. NO. S-103

"CONFORMED-ISSUED FOR CONSTRUCTION"



SLAB PLAN @ EL. 31.0



NOTES: SEE DWG. SS-4 FOR COLUMN BASE PLATES AND ANCHOR BOLTS
SEE MECHANICAL PLANS FOR LOCATION OF PIPE PENETRATIONS

KEYNOTES

- 1 VACUUM PUMP PAD-SEE DWG. S-4
- 2 DEEP BED FILTER PAD-SEE DWG. S-4
- 3 DIESEL GENERATOR PAD-SEE DWG. S-4
- 4 AIR COMPRESSOR PUMP PAD-SEE DWG. S-4
- 5 PUMP ENGINE PEDESTAL (3 REQ'D.) SEE DWG. S-9
- 6 ENGINE CONTROL PANEL PAD SEE DWG. S-4
- 7 AUXILIARY SKID (VENDOR SUPPLIED)
- 8 OPENING FOR SEEPAGE PUMPS (3 REQ'D.)
- 9 16" DIAM. OPENING FOR FRESH WATER PUMPS
- 10 16" DIAM. OPENING FOR COOLING WATER PUMPS
- 11 30" MANWAY-SEE DWG. S-13
- 12 BRINE TANKS
- 13 VFD CABINETS
- 14 WATER SOFTENERS

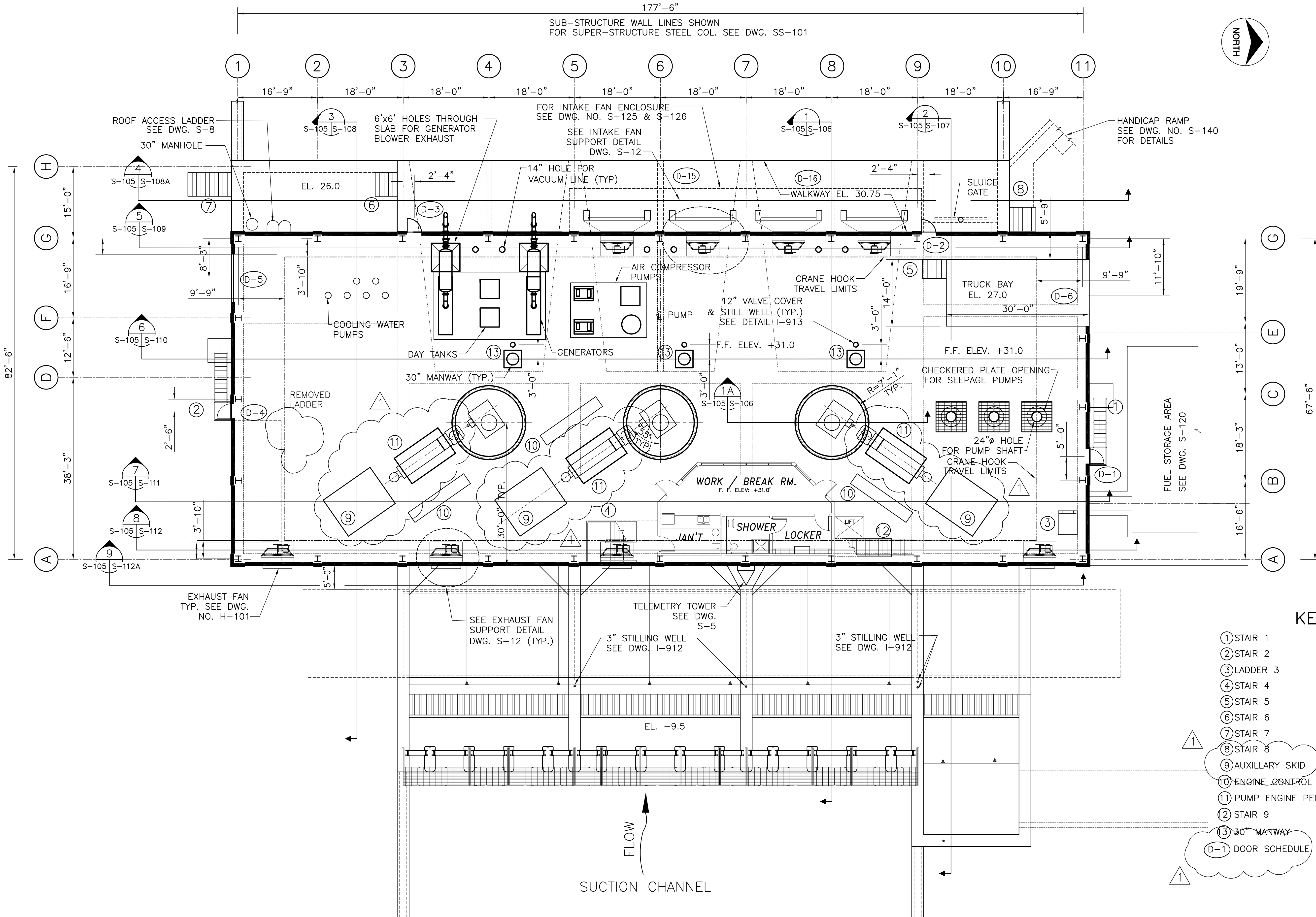
COPYRIGHT ©2001 BY BURNS & MCDONNELL ENGINEERING COMPANY, INC.

Scale For Microfilming
Inches
Millimeters

<p>Burns & McDonnell SINCE 1888 9400 WARD PARKWAY KANSAS CITY, MO. 64114 Certification: ER0000253 EBC030</p>	<p>Brown Cunningham Gannuch ENGINEERS, ARCHITECTS & CONSULTANTS METairie, LOUISIANA 70006 (504) 454-3866 License No. EB00008095</p>	<p>DRAWN: JSB CHKD: EJM DESIGN: DER CHKD: RUG DATE: 5/10/2001</p>	<p>REVISIONS</p> <table border="1" style="width: 100%; border-collapse: collapse;"> <tr> <th>NO.</th> <th>DATE</th> <th>CHKD</th> <th>DATE</th> </tr> <tr> <td>7-15-04</td> <td>REVIS</td> <td>DER</td> <td>REMOVED ACCESS HOLE & LADDER</td> </tr> <tr> <td>6-29-01</td> <td>REVIS</td> <td>DER</td> <td>REMOVED PER ADDENDUM NO.3</td> </tr> <tr> <td>6-01-01</td> <td>REVIS</td> <td>DER</td> <td>REMOVED PER ADDENDUM NO.1</td> </tr> </table>	NO.	DATE	CHKD	DATE	7-15-04	REVIS	DER	REMOVED ACCESS HOLE & LADDER	6-29-01	REVIS	DER	REMOVED PER ADDENDUM NO.3	6-01-01	REVIS	DER	REMOVED PER ADDENDUM NO.1	<p>EVERGLADES CONSTRUCTION PROJECT STORMWATER TREATMENT AREA NO. 3/4 PUMP STATIONS G-370 & G-372 PUMP STATION G-370 TOP SLAB PLAN ELEVATION 31.0</p>	<p>SOUTH FLORIDA WATER MANAGEMENT DISTRICT EVERGLADES CONSTRUCTION PROJECT 3301 GUN CLUB ROAD WEST PALM BEACH, FLORIDA 33406</p>	<p>CONTRACT NO. C-E304 DWG. NO. S-104</p>
NO.	DATE	CHKD	DATE																			
7-15-04	REVIS	DER	REMOVED ACCESS HOLE & LADDER																			
6-29-01	REVIS	DER	REMOVED PER ADDENDUM NO.3																			
6-01-01	REVIS	DER	REMOVED PER ADDENDUM NO.1																			

Rodney J. Gannuch, P.E.
FLA. C.E. REG. NO. 53545

"RECORD DRAWINGS"



**OPERATING DECK
LOCATION PLAN @ EL. 31.0**



KEYNOTES

- ① STAIR 1 SEE DETAIL DWG. NO. S-136
- ② STAIR 2 SEE DETAIL DWG. NO. S-136
- ③ LADDER 3 SEE DETAIL DWG. NO. S-137
- ④ STAIR 4 SEE DETAIL DWG. NO. A-2
- ⑤ STAIR 5 SEE DETAIL DWG. NO. S-138
- ⑥ STAIR 6 SEE DETAIL DWG. NO. S-138
- ⑦ STAIR 7 SEE DETAIL DWG. NO. S-138
- ⑧ STAIR 8 SEE DETAIL DWG. NO. S-140
- ⑨ AUXILIARY SKID VENDOR SUPPLIED
- ⑩ ENGINE CONTROL PAD SEE DETAIL DWG. NO. S-4
- ⑪ PUMP ENGINE PEDESTAL SEE DETAIL DWG. NO. S-9
- ⑫ STAIR 9 SEE DETAIL DWG. NO. A-2
- ⑬ 30" MANWAY SEE DETAIL DWG. NO. S-13
- D-1 DOOR SCHEDULE SEE DETAIL DWG. NO. A-3

Rodney J. Gannuch, P.E.
FLA. C.E. REG. NO. 53545



**SOUTH FLORIDA
WATER MANAGEMENT DISTRICT**
EVERGLADES CONSTRUCTION PROJECT
3301 GUN CLUB ROAD
WEST PALM BEACH, FLORIDA 33406

**EVERGLADES CONSTRUCTION PROJECT
STORMWATER TREATMENT AREA NO. 3/4
PUMP STATIONS G-370 & G-372**
PUMP STATION G-370
OPERATING DECK LOCATION PLAN
ELEVATION 31.0

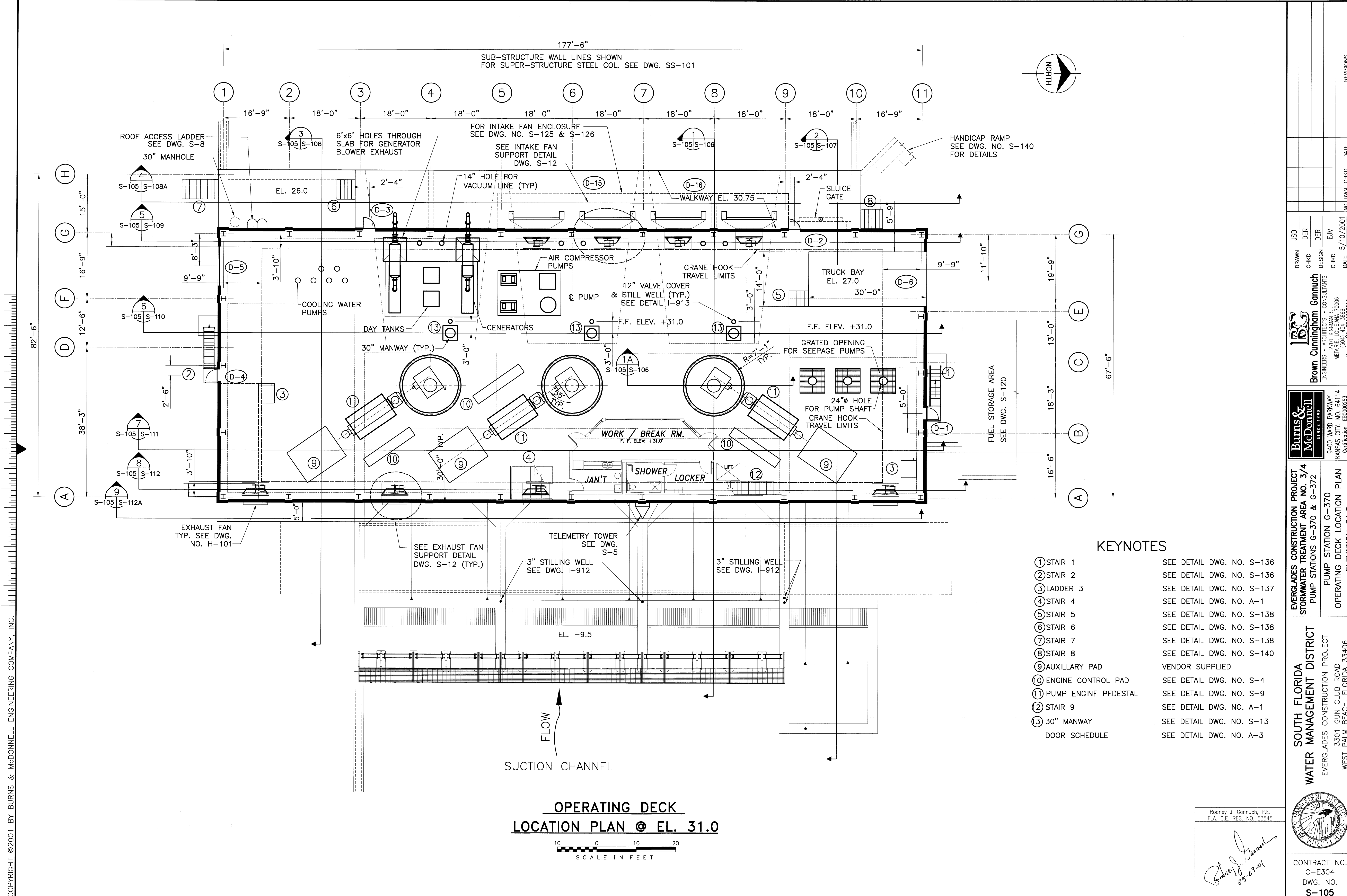
Burns & McDonnell
SINCE 1882
9400 WARD PARKWAY
KANSAS CITY, MO. 64114
Certification EB0000253
BMGD 24930

Brown Cunningham Gannuch
ENGINEERS - ARCHITECTS - CONSULTANTS
2701 LANSANA ST.
METairie, LOUISIANA 70006
(504) 454-3866
License No. EB00008095

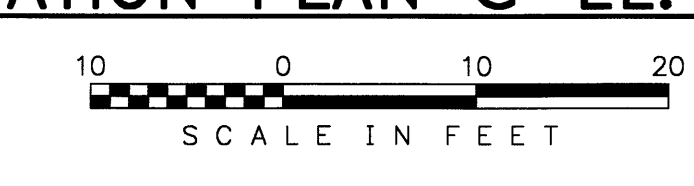
NO.	DATE	CHKD.	DATE	REVISIONS
1	5/10/2001	DER		REMOVED LADDER
2	6-01-01	DER		REVISED PER ADDENDUM NO.1
3		DER		
4		DER		
5		DER		
6		DER		
7		DER		
8		DER		
9		DER		
10		DER		
11		DER		

"RECORD DRAWINGS"

CONTRACT NO.
C-E304
DWG. NO.
S-105



**OPERATING DECK
LOCATION PLAN @ EL. 31.0**



KEYNOTES

① STAIR 1	SEE DETAIL DWG. NO. S-136
② STAIR 2	SEE DETAIL DWG. NO. S-136
③ LADDER 3	SEE DETAIL DWG. NO. S-137
④ STAIR 4	SEE DETAIL DWG. NO. A-1
⑤ STAIR 5	SEE DETAIL DWG. NO. S-138
⑥ STAIR 6	SEE DETAIL DWG. NO. S-138
⑦ STAIR 7	SEE DETAIL DWG. NO. S-138
⑧ STAIR 8	SEE DETAIL DWG. NO. S-140
⑨ AUXILIARY PAD	VENDOR SUPPLIED
⑩ ENGINE CONTROL PAD	SEE DETAIL DWG. NO. S-4
⑪ PUMP ENGINE PEDESTAL	SEE DETAIL DWG. NO. S-9
⑫ STAIR 9	SEE DETAIL DWG. NO. A-1
⑬ 30" MANWAY	SEE DETAIL DWG. NO. S-13
DOOR SCHEDULE	SEE DETAIL DWG. NO. A-3

<p>BURNS & MCDONNELL SINCE 1898 9400 WARD PARKWAY KANSAS CITY, MO 64114 Certified: EB0000263 BIMD 24930</p>		<p>Brown Cunningham Gannuch ENGINEERS - ARCHITECTS - CONSULTANTS METairie, LOUISIANA 70006 (504) 454-3886 License No. EB00000895</p>									
<p>EVERGLADES CONSTRUCTION PROJECT STORMWATER TREATMENT AREA NO. 3/4 PUMP STATION G-370 & G-372 PUMP OPERATING DECK LOCATION PLAN ELEVATION 31.0</p>	<p>SOUTH FLORIDA WATER MANAGEMENT DISTRICT EVERGLADES CONSTRUCTION PROJECT 3301 GUN CLUB ROAD WEST PALM BEACH, FLORIDA 33406</p>	<p>CONTRACT NO. C-E304 DWG. NO. S-105</p>	<p>REVISIONS</p> <table border="1"> <tr> <th>NO.</th> <th>DATE</th> <th>CHKD</th> <th>DATE</th> </tr> <tr> <td> </td> <td> </td> <td> </td> <td> </td> </tr> </table>	NO.	DATE	CHKD	DATE				
NO.	DATE	CHKD	DATE								

Rodney J. Gannuch, P.E.
FLA. C.E. REG. NO. 53545
Rodney J. Gannuch
05-09-01

COPYRIGHT ©2001 BY BURNS & MCDONNELL ENGINEERING COMPANY, INC.

STEEL PUMP CASING ELEMENTS TO BE FURNISHED BY DISTRICT. SEE REF DWG. NO. 127APS86X6 SPLITTER WALL - CONTRACTOR ITEM

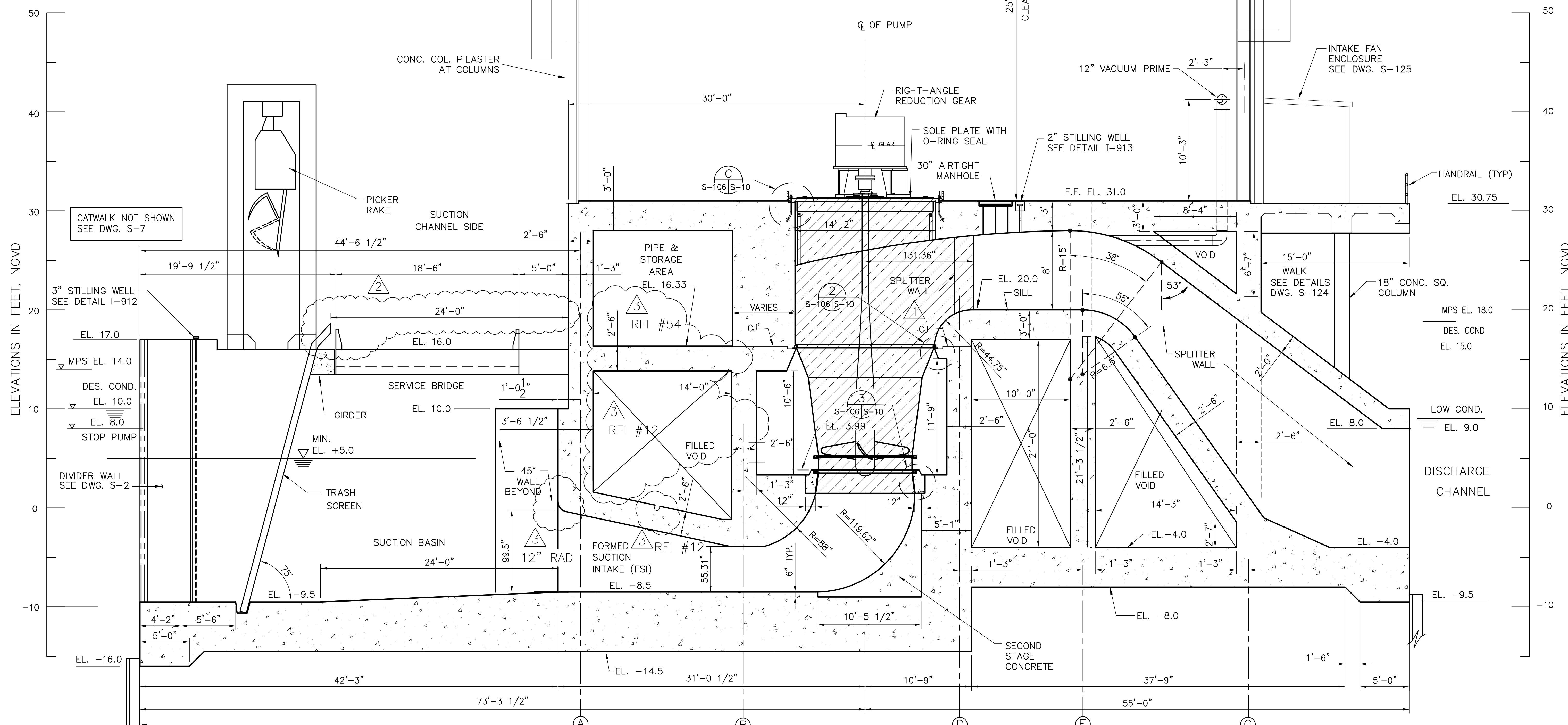
ENGINE EXHAUST SILENCER-SEE DWG. S-15 FOR DETAILS

GENERATOR EXHAUST SEE TYPICAL PIPE SUPPORT DWG. S-15

35 TON BRIDGE CRANE

CONC. COL. PILASTER AT COLUMNS

INTAKE FAN ENCLOSURE SEE DWG. S-125



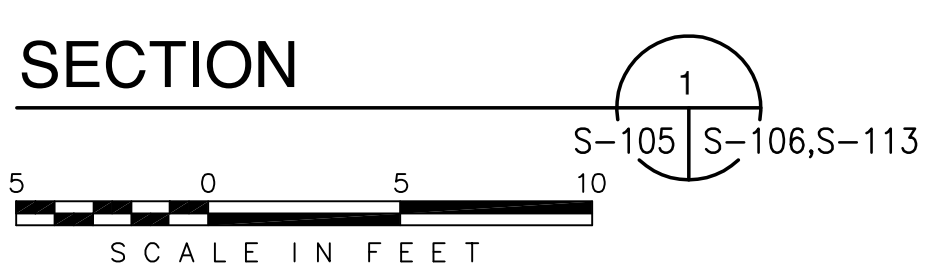
Scale For Microfilming
Inches
Scale For Millimeters

ELEVATIONS IN FEET, NGVD

ELEVATIONS IN FEET, NGVD

NOTE:
FOR MANHOLE DETAILS SEE DWG. S-13
FOR PORT HOLE SEE DWG. S-13

3 RFI #54
REMOVED MANHOLE AND PORT HOLE
3 RFI #12
ADDED 6" SUMP, REMOVED CONC. SLAB

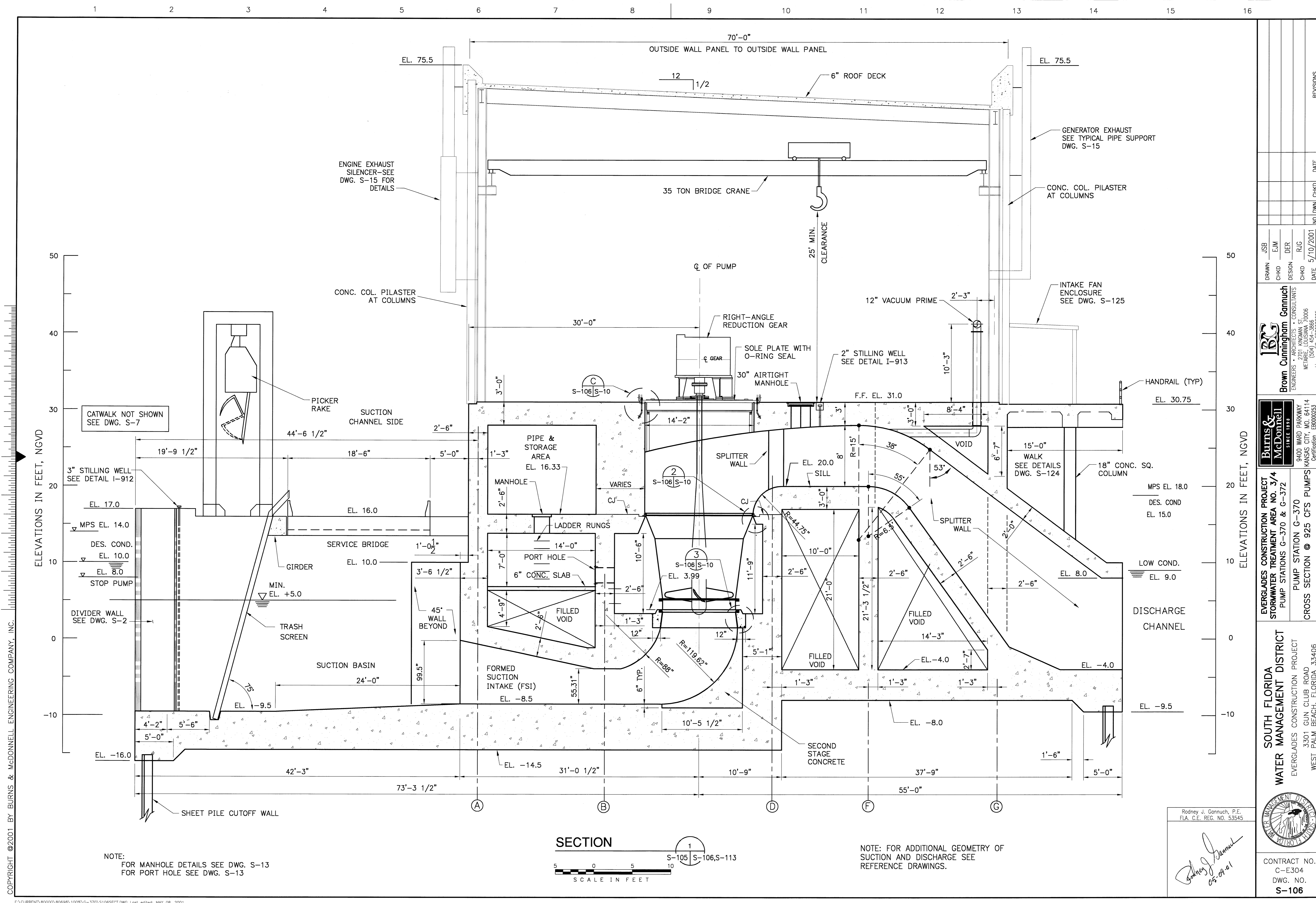


NOTE: FOR ADDITIONAL GEOMETRY OF SUCTION AND DISCHARGE SEE REFERENCE DRAWINGS.

<p>Burns & McDonnell SINCE 1888</p>	<p>EVERGLADES CONSTRUCTION PROJECT STORMWATER TREATMENT AREA NO. 3/4 PUMP STATION G-370 & G-372 PUMP STATION G-370 CROSS SECTION @ 925 CFS PUMPS</p>	<p>9400 WARD PARKWAY KANSAS CITY, MO 64114 Tel: (816) 454-3866 Fax: (816) 454-3866 License No. EB00008095</p>																																																																				
<p>ENGINEERS - ARCHITECTS - CONSULTANTS METABOLIC DESIGN</p>	<p>REVISIONS</p> <table border="1"> <tr> <th>NO.</th> <th>DATE</th> <th>CHKD</th> <th>DATE</th> </tr> <tr> <td>1</td> <td>5/10/2001</td> <td>NO. DWG</td> <td></td> </tr> <tr> <td>2</td> <td></td> <td>CHKD</td> <td></td> </tr> <tr> <td>3</td> <td></td> <td>CHKD</td> <td></td> </tr> <tr> <td>4</td> <td></td> <td>CHKD</td> <td></td> </tr> <tr> <td>5</td> <td></td> <td>CHKD</td> <td></td> </tr> <tr> <td>6</td> <td></td> <td>CHKD</td> <td></td> </tr> <tr> <td>7</td> <td></td> <td>CHKD</td> <td></td> </tr> <tr> <td>8</td> <td></td> <td>CHKD</td> <td></td> </tr> <tr> <td>9</td> <td></td> <td>CHKD</td> <td></td> </tr> <tr> <td>10</td> <td></td> <td>CHKD</td> <td></td> </tr> <tr> <td>11</td> <td></td> <td>CHKD</td> <td></td> </tr> <tr> <td>12</td> <td></td> <td>CHKD</td> <td></td> </tr> <tr> <td>13</td> <td></td> <td>CHKD</td> <td></td> </tr> <tr> <td>14</td> <td></td> <td>CHKD</td> <td></td> </tr> <tr> <td>15</td> <td></td> <td>CHKD</td> <td></td> </tr> <tr> <td>16</td> <td></td> <td>CHKD</td> <td></td> </tr> </table>	NO.	DATE	CHKD	DATE	1	5/10/2001	NO. DWG		2		CHKD		3		CHKD		4		CHKD		5		CHKD		6		CHKD		7		CHKD		8		CHKD		9		CHKD		10		CHKD		11		CHKD		12		CHKD		13		CHKD		14		CHKD		15		CHKD		16		CHKD		<p>REVISIONS</p>
NO.	DATE	CHKD	DATE																																																																			
1	5/10/2001	NO. DWG																																																																				
2		CHKD																																																																				
3		CHKD																																																																				
4		CHKD																																																																				
5		CHKD																																																																				
6		CHKD																																																																				
7		CHKD																																																																				
8		CHKD																																																																				
9		CHKD																																																																				
10		CHKD																																																																				
11		CHKD																																																																				
12		CHKD																																																																				
13		CHKD																																																																				
14		CHKD																																																																				
15		CHKD																																																																				
16		CHKD																																																																				
<p>Brown Cunningham Gannuch ENGINEERS - ARCHITECTS - CONSULTANTS</p>	<p>REVISIONS</p>	<p>REVISIONS</p>																																																																				
<p>9400 WARD PARKWAY KANSAS CITY, MO 64114 Tel: (816) 454-3866 Fax: (816) 454-3866 License No. EB00008095</p>	<p>REVISIONS</p>	<p>REVISIONS</p>																																																																				
<p>EVERGLADES CONSTRUCTION PROJECT STORMWATER TREATMENT AREA NO. 3/4 PUMP STATION G-370 & G-372</p>	<p>REVISIONS</p>	<p>REVISIONS</p>																																																																				
<p>SOUTH FLORIDA WATER MANAGEMENT DISTRICT</p>	<p>REVISIONS</p>	<p>REVISIONS</p>																																																																				
<p>EVERGLADES CONSTRUCTION PROJECT 3301 GUN CLUB ROAD WEST PALM BEACH, FLORIDA 33406</p>	<p>REVISIONS</p>	<p>REVISIONS</p>																																																																				
<p>CONTRACT NO. C-E304 DWG. NO. S-106</p>	<p>REVISIONS</p>	<p>REVISIONS</p>																																																																				

"RECORD DRAWINGS"

COPYRIGHT ©2001 BY BURNS & MCDONNELL ENGINEERING COMPANY, INC.



ELEVATIONS IN FEET, NGVD

ELEVATIONS IN FEET, NGVD

NOTE:
FOR MANHOLE DETAILS SEE DWG. S-13
FOR PORT HOLE SEE DWG. S-13

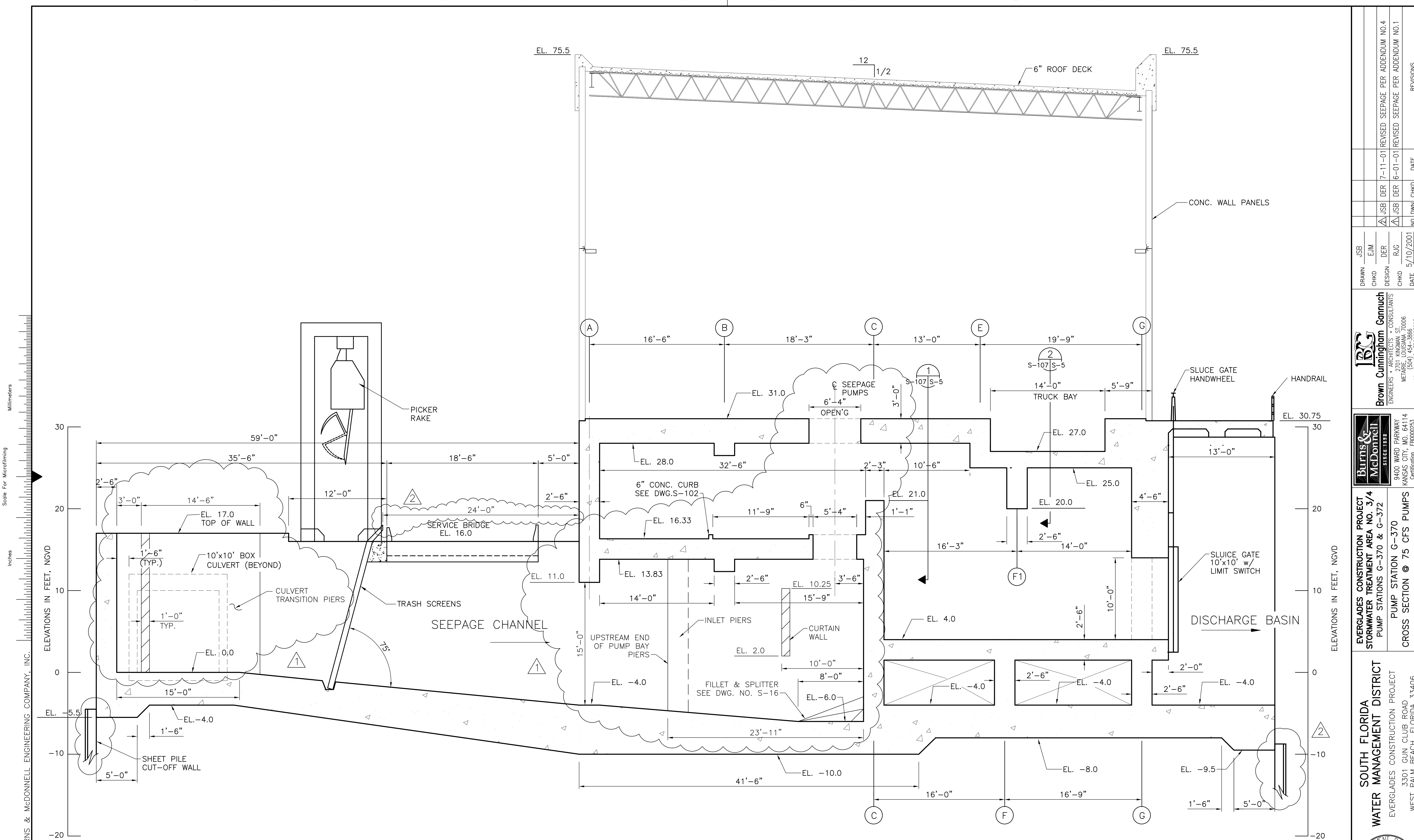
SECTION
SCALE IN FEET
1
S-105 S-106, S-113

NOTE: FOR ADDITIONAL GEOMETRY OF
SUCTION AND DISCHARGE SEE
REFERENCE DRAWINGS.

Rodney J. Gannuch, P.E.
FLA. C.E. REG. NO. 53545
Rodney J. Gannuch
05-09-01

Burns & McDonnell ENGINEERS ARCHITECTS CONSULTANTS METairie, LOUISIANA 70006 License No. EB0000895		DRAWN: JSB CHECKED: CHKD DESIGN: DER CHECKED: RIG DATE: 5/10/2001	NO. DWG: CHKD DATE:
EVERGLADES CONSTRUCTION PROJECT STORMWATER TREATMENT AREA NO. 3/4 PUMP STATIONS G-370 & G-372 PUMP STATION G-370 CROSS SECTION @ 925 CFS PUMPS		9400 WARD PARKWAY KANSAS CITY, MO. 64114 Certification: EB0000253 BMD 24930	REVISIONS NO. DATE B C D E F G H I J
SOUTH FLORIDA WATER MANAGEMENT DISTRICT EVERGLADES CONSTRUCTION PROJECT 3301 GUN CLUB ROAD WEST PALM BEACH, FLORIDA 33406		CONTRACT NO. C-E304 DWG. NO. S-106	

COPYRIGHT ©2001 BY BURNS & McDONNELL ENGINEERING COMPANY, INC.

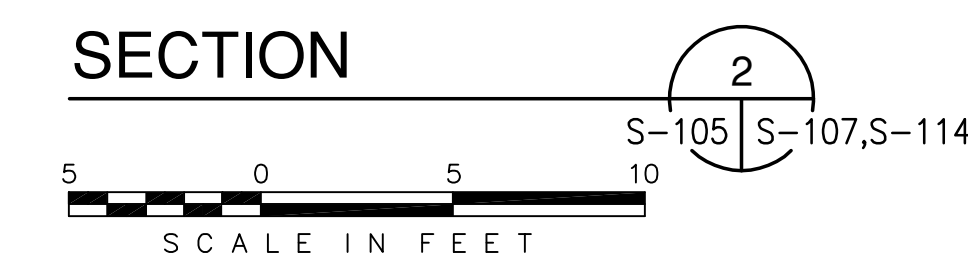


Scale For Microfilming
Millimeters

Scale For Microfilming
Inches

ELEVATIONS IN FEET, NGVD
30
20
10
0
-10
-20

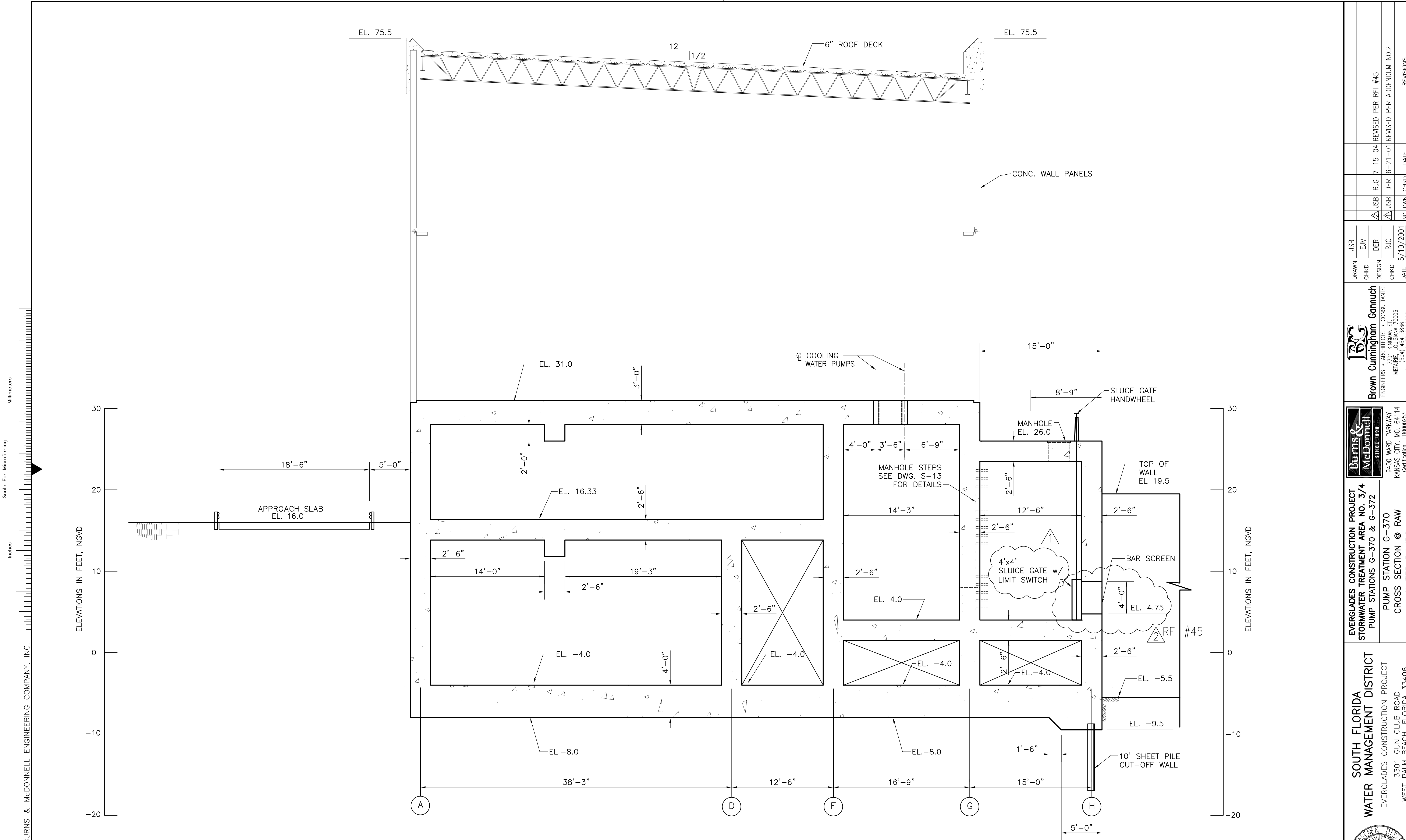
ELEVATIONS IN FEET, NGVD
30
20
10
0
-10
-20



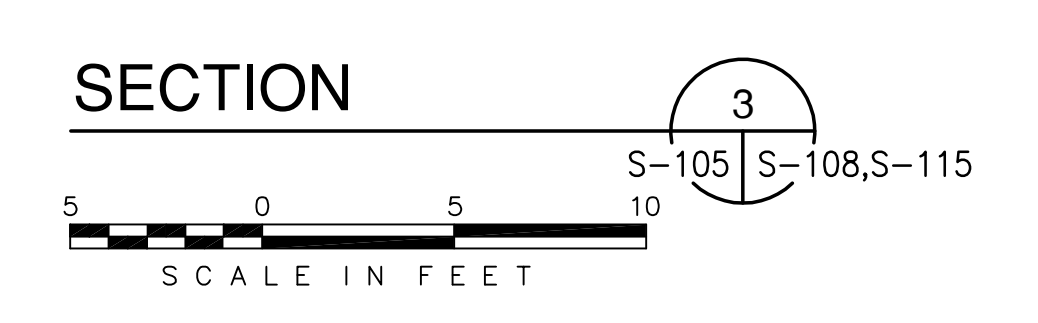
Rodney J. Gannuch, P.E.
FLA. C.E. REG. NO. 53545

<p>Brown Cunningham Gannuch ARCHITECTS & CONSULTANTS 9400 WARD PARKWAY METairie, LOUISIANA 70006 (504) 454-3866 License No. EB00008095</p>																									
<p>EVERGLADES CONSTRUCTION PROJECT STORMWATER TREATMENT AREA NO. 3/4 PUMP STATIONS G-370 & G-372</p>	<p>EVERGLADES CONSTRUCTION PROJECT PUMP STATION G-370 CROSS SECTION @ 75 CFS PUMPS</p>																								
<p>SOUTH FLORIDA WATER MANAGEMENT DISTRICT 3301 GUN CLUB ROAD WEST PALM BEACH, FLORIDA 33406</p>	<p>CONTRACT NO. C-E304 DWG. NO. S-107</p>																								
<table border="1"> <tr> <th>NO.</th> <th>DATE</th> <th>CHKD</th> <th>REVISIONS</th> </tr> <tr> <td>7-11-01</td> <td>DER</td> <td>JSB</td> <td>REVISED SEEPAGE PER ADDENDUM NO.4</td> </tr> <tr> <td>6-01-01</td> <td>DER</td> <td>JSB</td> <td>REVISED SEEPAGE PER ADDENDUM NO.1</td> </tr> </table>	NO.	DATE	CHKD	REVISIONS	7-11-01	DER	JSB	REVISED SEEPAGE PER ADDENDUM NO.4	6-01-01	DER	JSB	REVISED SEEPAGE PER ADDENDUM NO.1	<table border="1"> <tr> <th>NO.</th> <th>DATE</th> <th>CHKD</th> <th>REVISIONS</th> </tr> <tr> <td>5/10/2001</td> <td>DESIGN</td> <td>DER</td> <td></td> </tr> <tr> <td></td> <td>CHKD</td> <td>RJG</td> <td></td> </tr> </table>	NO.	DATE	CHKD	REVISIONS	5/10/2001	DESIGN	DER			CHKD	RJG	
NO.	DATE	CHKD	REVISIONS																						
7-11-01	DER	JSB	REVISED SEEPAGE PER ADDENDUM NO.4																						
6-01-01	DER	JSB	REVISED SEEPAGE PER ADDENDUM NO.1																						
NO.	DATE	CHKD	REVISIONS																						
5/10/2001	DESIGN	DER																							
	CHKD	RJG																							

"RECORD DRAWINGS"

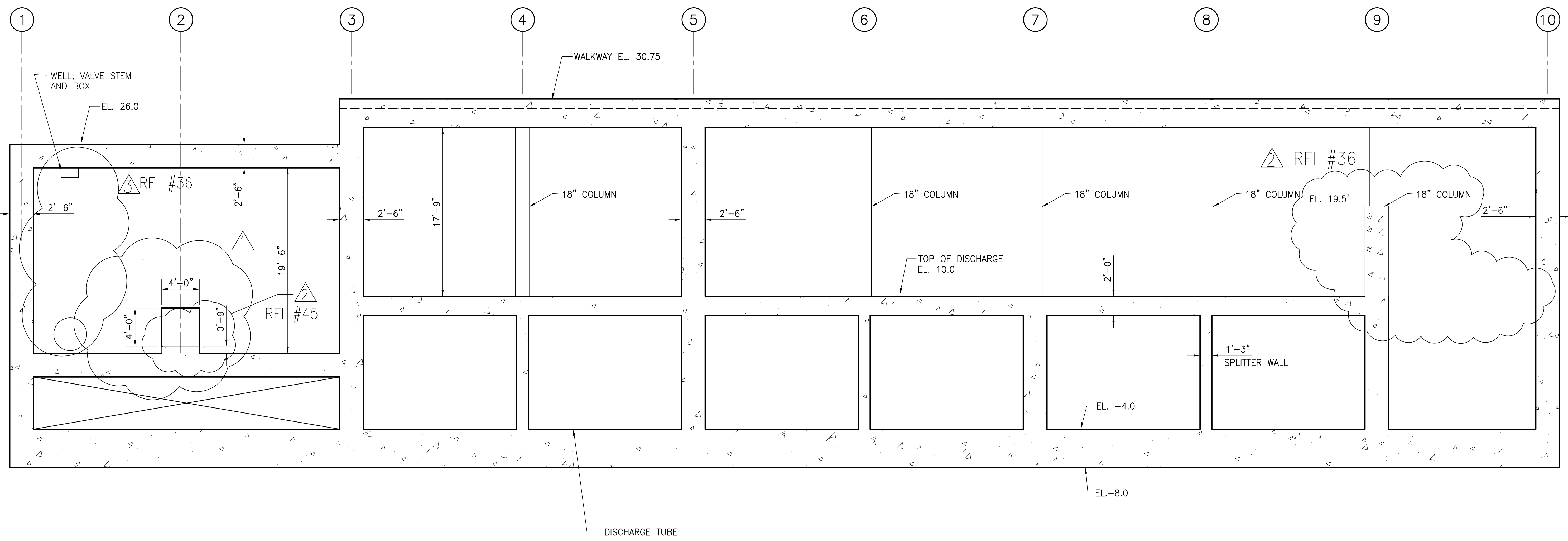


Scale For Microfilming
Inches
Millimeters

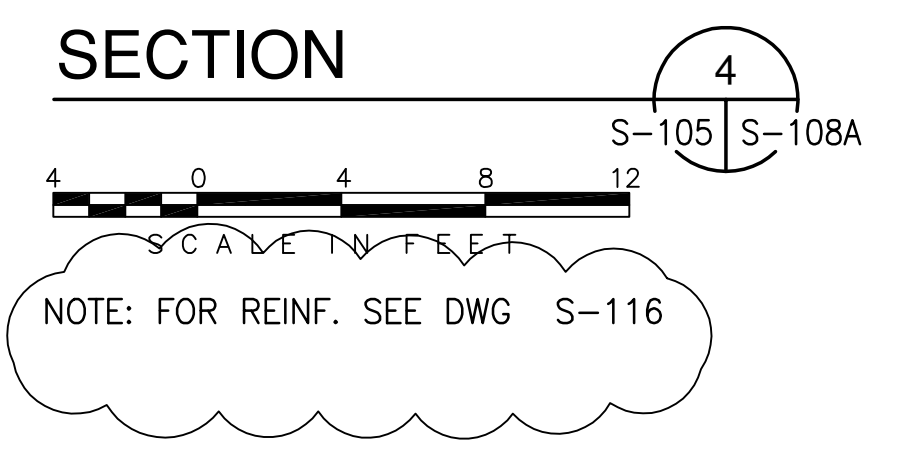


COPYRIGHT ©2001 BY BURNS & McDONNELL ENGINEERING COMPANY, INC.

Burns & McDonnell <small>ARCHITECTS & ENGINEERS SINCE 1888</small>	Brown Cunningham Gannuch <small>ARCHITECTS & CONSULTANTS ENGINEERS</small>	<table border="1" style="width: 100%; border-collapse: collapse;"> <tr> <td style="width: 25%;">DRAWN</td> <td style="width: 25%;">CHKD</td> <td style="width: 25%;">DESIGN</td> <td style="width: 25%;">CHKD</td> </tr> <tr> <td>JSB</td> <td>EJM</td> <td>DER</td> <td>RUG</td> </tr> <tr> <td>NO.</td> <td>NO.</td> <td>NO.</td> <td>NO.</td> </tr> <tr> <td>DWN</td> <td>CHKD</td> <td>CHKD</td> <td>CHKD</td> </tr> <tr> <td>DATE</td> <td>DATE</td> <td>DATE</td> <td>DATE</td> </tr> <tr> <td>5/10/2001</td> <td></td> <td></td> <td></td> </tr> </table>	DRAWN	CHKD	DESIGN	CHKD	JSB	EJM	DER	RUG	NO.	NO.	NO.	NO.	DWN	CHKD	CHKD	CHKD	DATE	DATE	DATE	DATE	5/10/2001				EVERGLADES CONSTRUCTION PROJECT STORMWATER TREATMENT AREA NO. 3/4 PUMP STATIONS G-370 & G-372 PUMP STATION G-370 CROSS SECTION @ RAW WATER PUMPS
DRAWN	CHKD	DESIGN	CHKD																								
JSB	EJM	DER	RUG																								
NO.	NO.	NO.	NO.																								
DWN	CHKD	CHKD	CHKD																								
DATE	DATE	DATE	DATE																								
5/10/2001																											
SOUTH FLORIDA WATER MANAGEMENT DISTRICT EVERGLADES CONSTRUCTION PROJECT 3301 GUN CLUB ROAD WEST PALM BEACH, FLORIDA 33406		Rodney J. Gannuch, P.E. FLA. C.E. REG. NO. 53545																									
CONTRACT NO. C-E304 DWG. NO. S-108		"RECORD DRAWINGS"																									



Scale For Microfilming
Inches
Millimeters



COPYRIGHT ©2001 BY BURNS & MCDONNELL ENGINEERING COMPANY, INC.

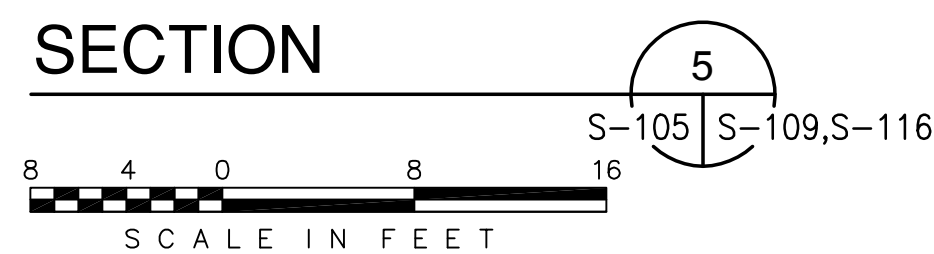
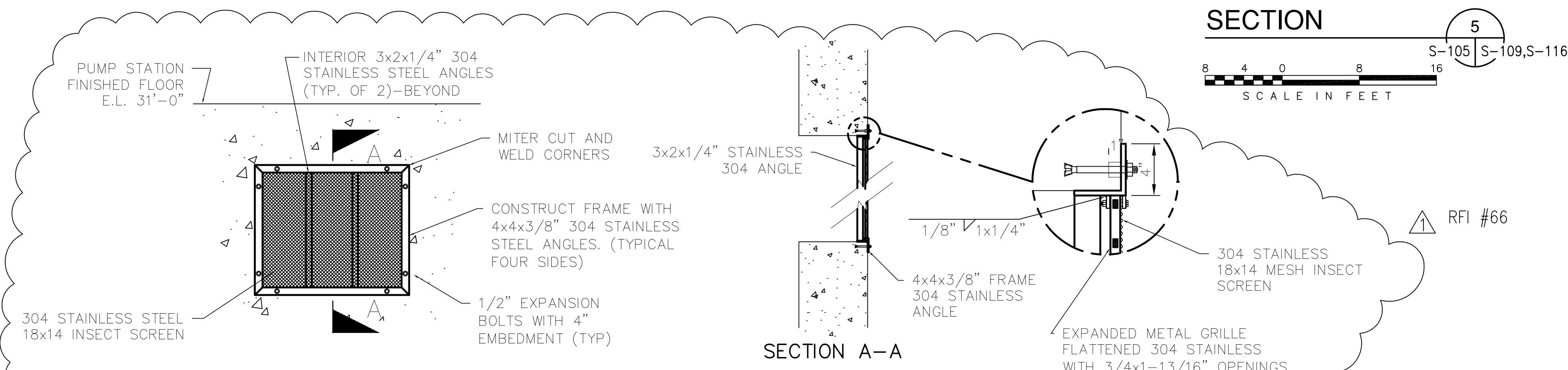
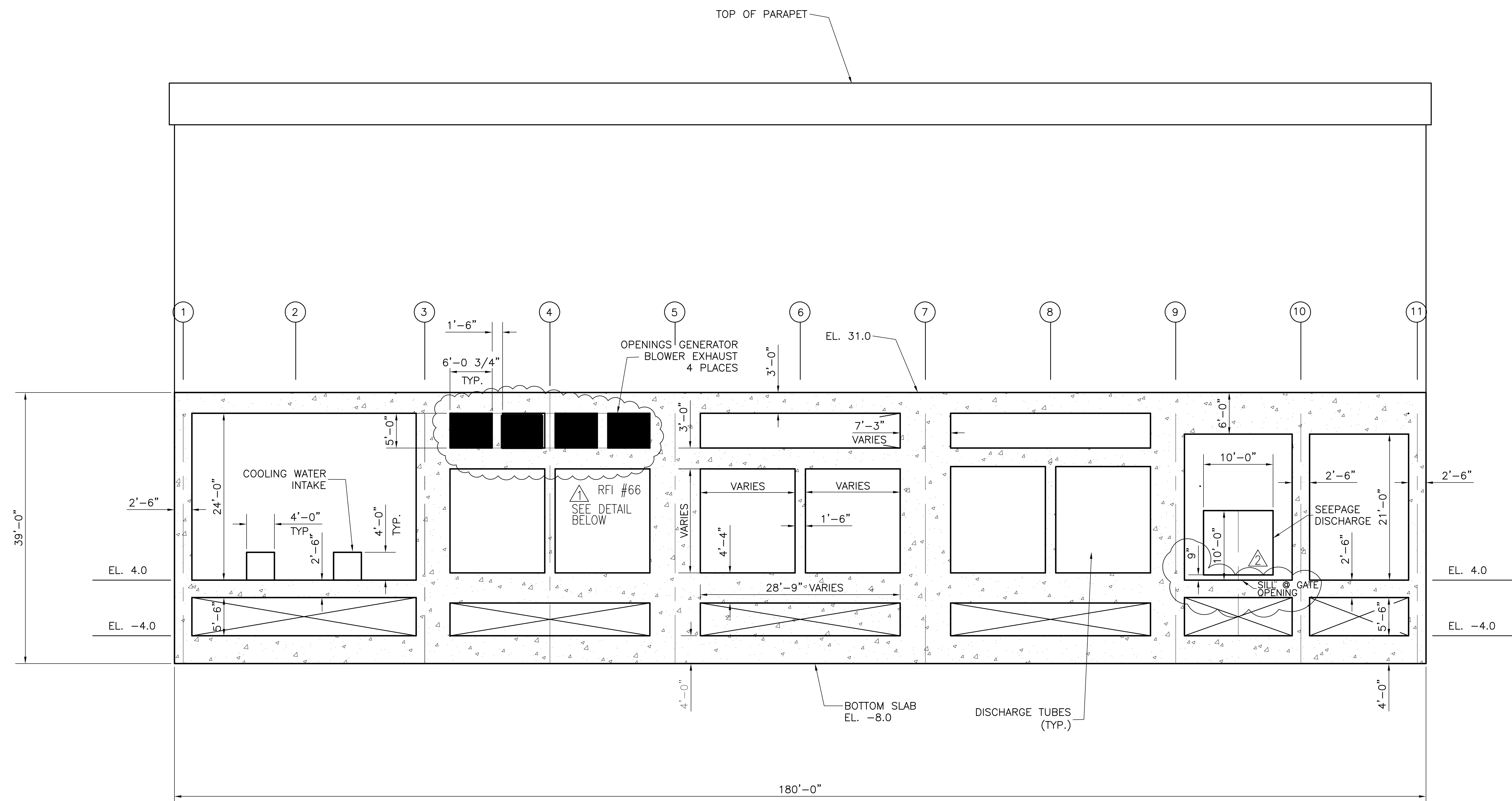
<p>Burns & McDonnell SINCE 1888 9400 WARD PARKWAY KANSAS CITY, MO 64114 Certification: ER0000253 BM31 24930</p>	<p>EVERGLADES CONSTRUCTION PROJECT STORMWATER TREATMENT AREA NO. 3/4 PUMP STATIONS G-370 & G-372</p>	<p>EVERGLADES CONSTRUCTION PROJECT PUMP STATION G-370 CROSS SECTION @ WALKWAY SECTION 4</p>	<p>SOUTH FLORIDA WATER MANAGEMENT DISTRICT EVERGLADES CONSTRUCTION PROJECT 3301 GUN CLUB ROAD WEST PALM BEACH, FLORIDA 33406</p>	<p>REVISIONS</p> <table border="1"> <tr> <th>NO.</th> <th>DATE</th> <th>CHKD</th> <th>DATE</th> </tr> <tr> <td>1</td> <td>5/10/2001</td> <td>NO. DWN</td> <td></td> </tr> <tr> <td>2</td> <td></td> <td>DER</td> <td></td> </tr> <tr> <td>3</td> <td></td> <td>RUG</td> <td></td> </tr> <tr> <td>4</td> <td></td> <td>DESIGN</td> <td></td> </tr> <tr> <td>5</td> <td></td> <td>CHKD</td> <td></td> </tr> <tr> <td>6</td> <td></td> <td>DER</td> <td></td> </tr> <tr> <td>7</td> <td></td> <td>RUG</td> <td></td> </tr> <tr> <td>8</td> <td></td> <td>CHKD</td> <td></td> </tr> <tr> <td>9</td> <td></td> <td>EJM</td> <td></td> </tr> <tr> <td>10</td> <td></td> <td>SF</td> <td></td> </tr> <tr> <td>11</td> <td></td> <td>EJM</td> <td></td> </tr> <tr> <td>12</td> <td></td> <td>DER</td> <td></td> </tr> <tr> <td>13</td> <td></td> <td>RUG</td> <td></td> </tr> <tr> <td>14</td> <td></td> <td>CHKD</td> <td></td> </tr> <tr> <td>15</td> <td></td> <td>EJM</td> <td></td> </tr> <tr> <td>16</td> <td></td> <td>DER</td> <td></td> </tr> </table>	NO.	DATE	CHKD	DATE	1	5/10/2001	NO. DWN		2		DER		3		RUG		4		DESIGN		5		CHKD		6		DER		7		RUG		8		CHKD		9		EJM		10		SF		11		EJM		12		DER		13		RUG		14		CHKD		15		EJM		16		DER	
NO.	DATE	CHKD	DATE																																																																					
1	5/10/2001	NO. DWN																																																																						
2		DER																																																																						
3		RUG																																																																						
4		DESIGN																																																																						
5		CHKD																																																																						
6		DER																																																																						
7		RUG																																																																						
8		CHKD																																																																						
9		EJM																																																																						
10		SF																																																																						
11		EJM																																																																						
12		DER																																																																						
13		RUG																																																																						
14		CHKD																																																																						
15		EJM																																																																						
16		DER																																																																						

Rodney J. Gannuch, P.E.
FLA. C.E. REG. NO. 53545

CONTRACT NO.
C-E304
DWG. NO.
S-108A

"RECORD DRAWINGS"

Copyright ©2001 by Burns & McDonnell Engineering Company, Inc.
 Scale For Microfilming
 Millimeters
 Inches



NOTE: SUPERSTRUCTURE COMPONENTS NOT SHOWN
SEE SS DRAWINGS FOR DETAILS

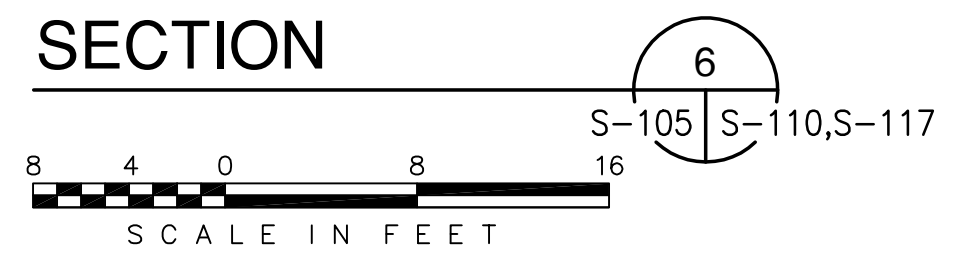
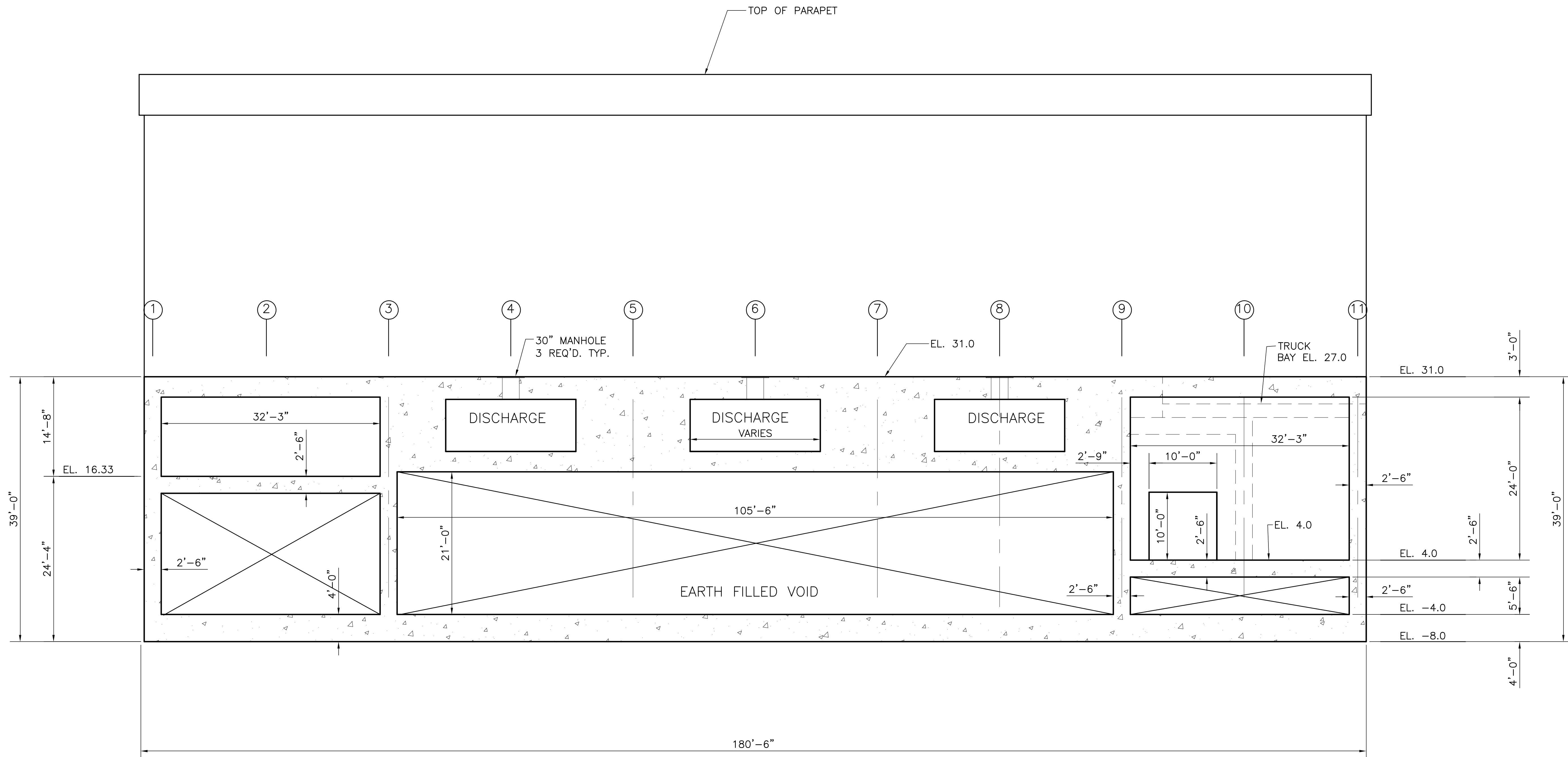
TYPICAL GENERATOR EXHAUST OPENING DETAIL
@ EXTERIOR WALL

Brown Cunningham Gannuch ENGINEERS, ARCHITECTS & CONSULTANTS METAFIRE, LOUISIANA 70006 (504) 454-3866 License No. EB00008095		DRAWN: JSB CHKD: EJM DESIGN: DER R/G: R/G CHKD: R/G DATE: 5/10/2001	RUG 11-03-04 REVISED PER RECORD PLANS RUG 7-15-04 REVISED PER RFI #66 NO. DWN: CHKO DATE:
Burns & McDonnell SINCE 1888 9400 WARD PARKWAY KANSAS CITY, MO. 64114 Certificate: ER0000253 Bldg. 24930		EVERGLADES CONSTRUCTION PROJECT STORMWATER TREATMENT AREA NO. 3/4 PUMP STATIONS G-370 & G-372 STATION G-370 LONGITUDINAL SECTION SECTION 5	
SOUTH FLORIDA WATER MANAGEMENT DISTRICT EVERGLADES CONSTRUCTION PROJECT 3301 GUN CLUB ROAD WEST PALM BEACH, FLORIDA 33406		CONTRACT NO. C-E304 DWG. NO. S-109	

Rodney J. Gannuch, P.E.
FLA. C.E. REG. NO. 53545

"RECORD DRAWINGS"

Scale For Microfilming
Inches
Millimeters



NOTE: SUPERSTRUCTURE COMPONENTS NOT SHOWN.
SEE SS DRAWINGS FOR DETAILS

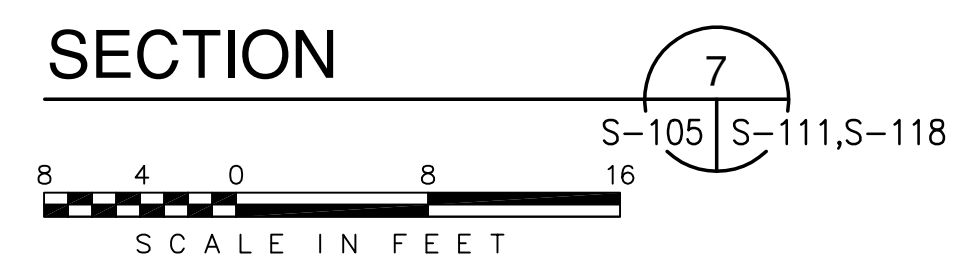
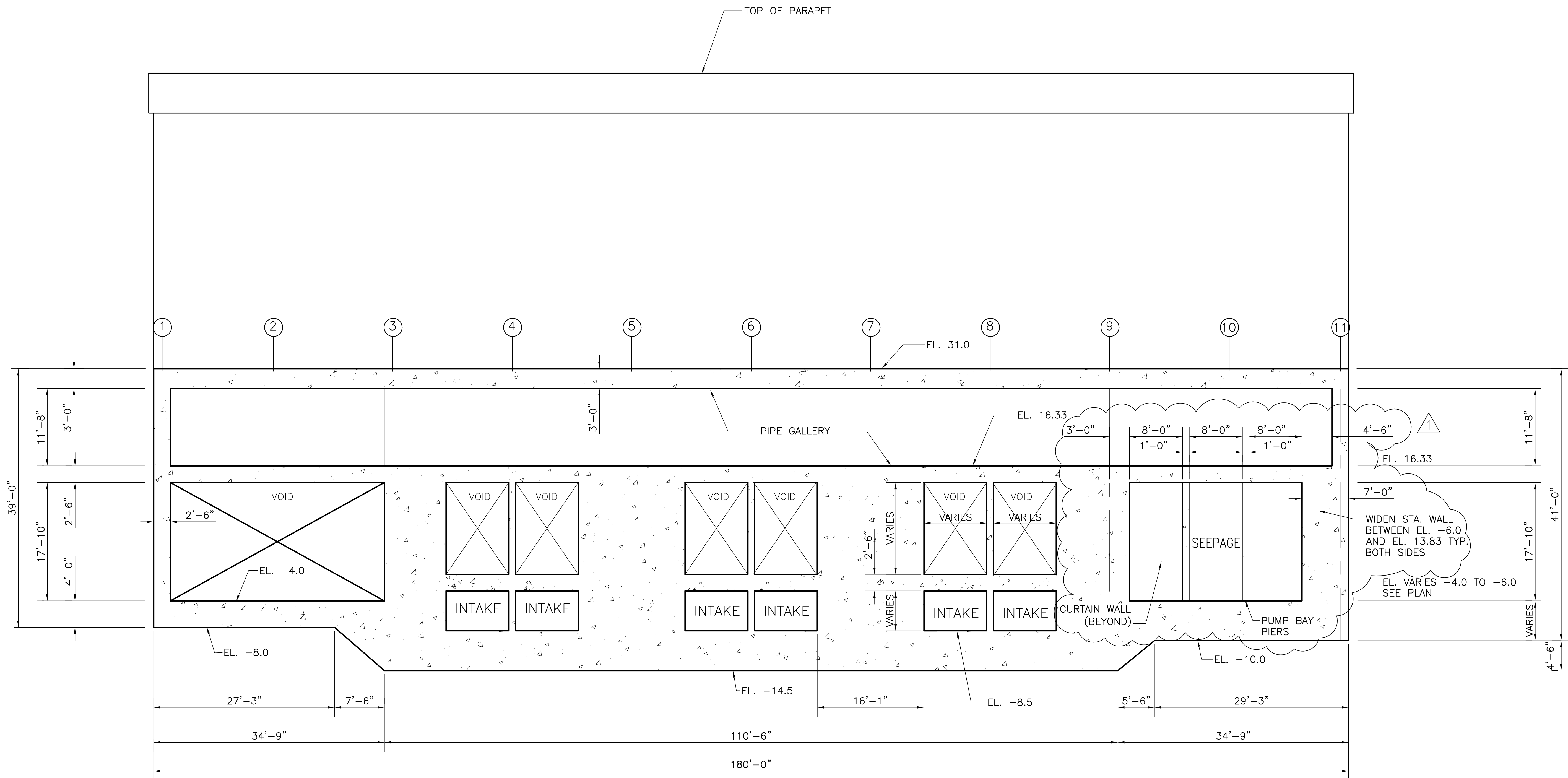
COPYRIGHT ©2001 BY BURNS & MCDONNELL ENGINEERING COMPANY, INC.

<p>Brown Cunningham Gannuch ENGINEERS • ARCHITECTS • CONSULTANTS 2701 WINGMAN ST. METairie, LOUISIANA 70006 (504) 454-3866 License No. EB00008095</p>		DRAWN: USB CHKO: EJM DESIGN: DER CHKO: R/G DATE: 5/10/2001	NO. DWG: CHKO DATE:	REVISIONS
<p>Burns & McDonnell SINCE 1932 9400 WARD PARKWAY KANSAS CITY, MO. 64114 Certification: EB0000253 BMCJ 24930</p>		EVERGLADES CONSTRUCTION PROJECT STORMWATER TREATMENT AREA NO. 3/4 PUMP STATIONS G-370 & G-372 STATION G-370 LONGITUDINAL SECTION SECTION 6		
SOUTH FLORIDA WATER MANAGEMENT DISTRICT EVERGLADES CONSTRUCTION PROJECT 3301 GUN CLUB ROAD WEST PALM BEACH, FLORIDA 33406		CONTRACT NO. C-E304 DWG. NO. S-110		

Rodney J. Gannuch, P.E.
FLA. C.E. REG. NO. 53545

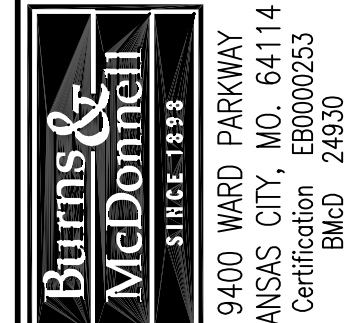
"RECORD DRAWINGS"

Scale For Microfilming
Inches
Scale For Microfilming
Millimeters



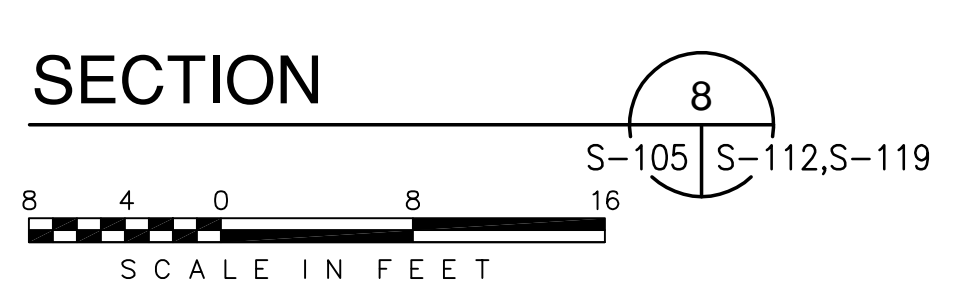
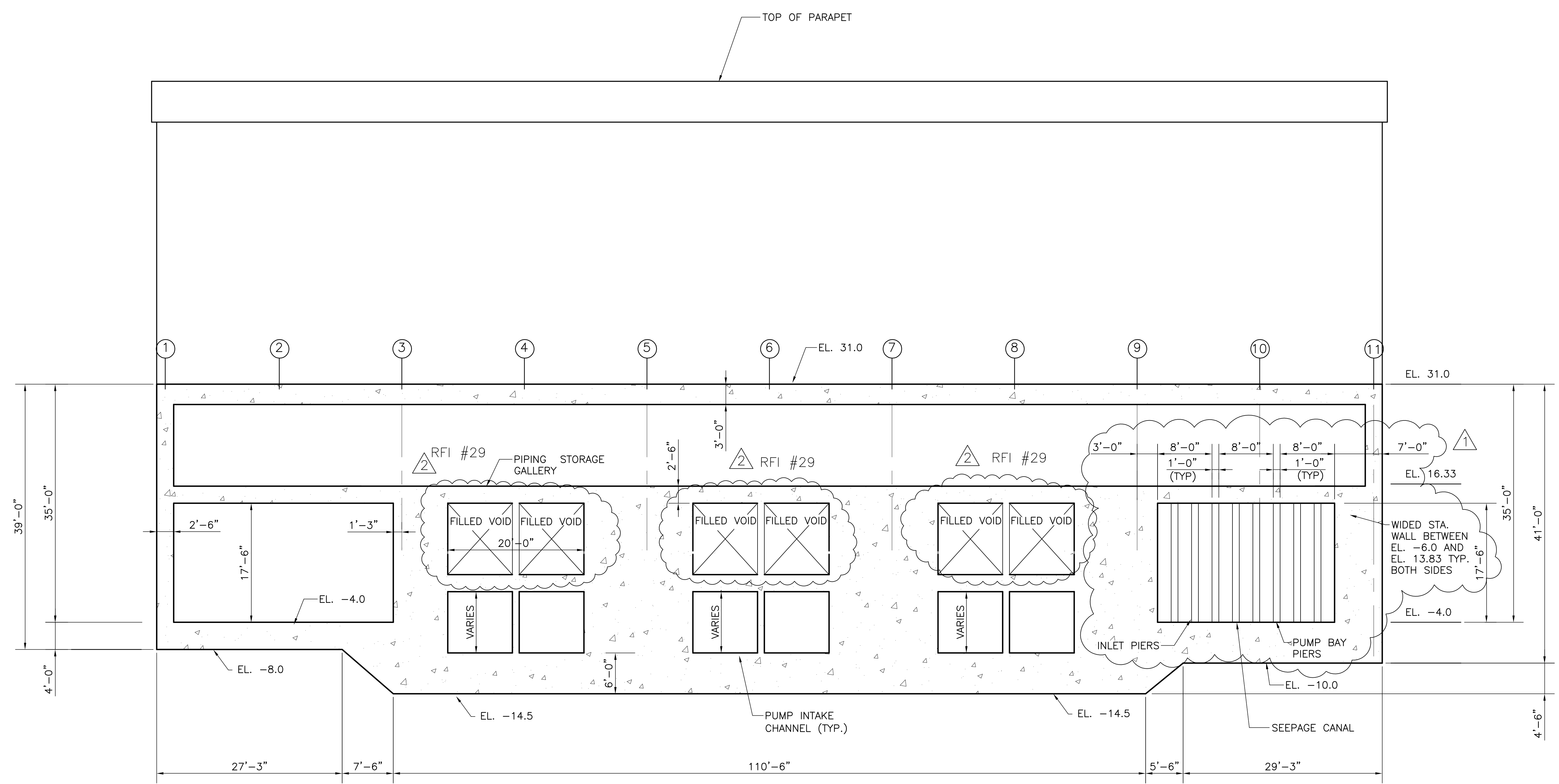
NOTE: SUPERSTRUCTURE COMPONENTS NOT SHOWN.
SEE SS DRAWINGS FOR DETAILS

COPYRIGHT ©2001 BY BURNS & MCDONNELL ENGINEERING COMPANY, INC.

 Burns & McDonnell ARCHITECTS - CONSULTANTS ENGINEERS 9400 WARD PARKWAY KANSAS CITY, MO. 64114 Certificate: ER0000253 Bldg. 24930		DRAWN: JSB CHKD: EJM DESIGN: DER R/G: R/G DATE: 5/10/2001	NO. DWN: [] CHKO: [] DATE: []
EVERGLADES CONSTRUCTION PROJECT STORMWATER TREATMENT AREA NO. 3/4 PUMP STATIONS G-370 & G-372 STATION G-370 LONGITUDINAL SECTION SECTION 7		SOUTH FLORIDA WATER MANAGEMENT DISTRICT EVERGLADES CONSTRUCTION PROJECT 3301 GUN CLUB ROAD WEST PALM BEACH, FLORIDA 33406	CONTRACT NO. C-E304 DWG. NO. S-111
RODNEY J. GANNUCH, P.E. FLA. C.E. REG. NO. 53545		REVISIONS NO. DATE 1 6-01-01 REVISED SEEPAGE PER APPENDIX NO.1 JSB DER	A B C D E F G H I J

"RECORD DRAWINGS"

Scale For Microfilming
Inches
Millimeters



NOTE: SUPERSTRUCTURE COMPONENTS NOT SHOWN.
SEE SS DRAWINGS FOR DETAILS

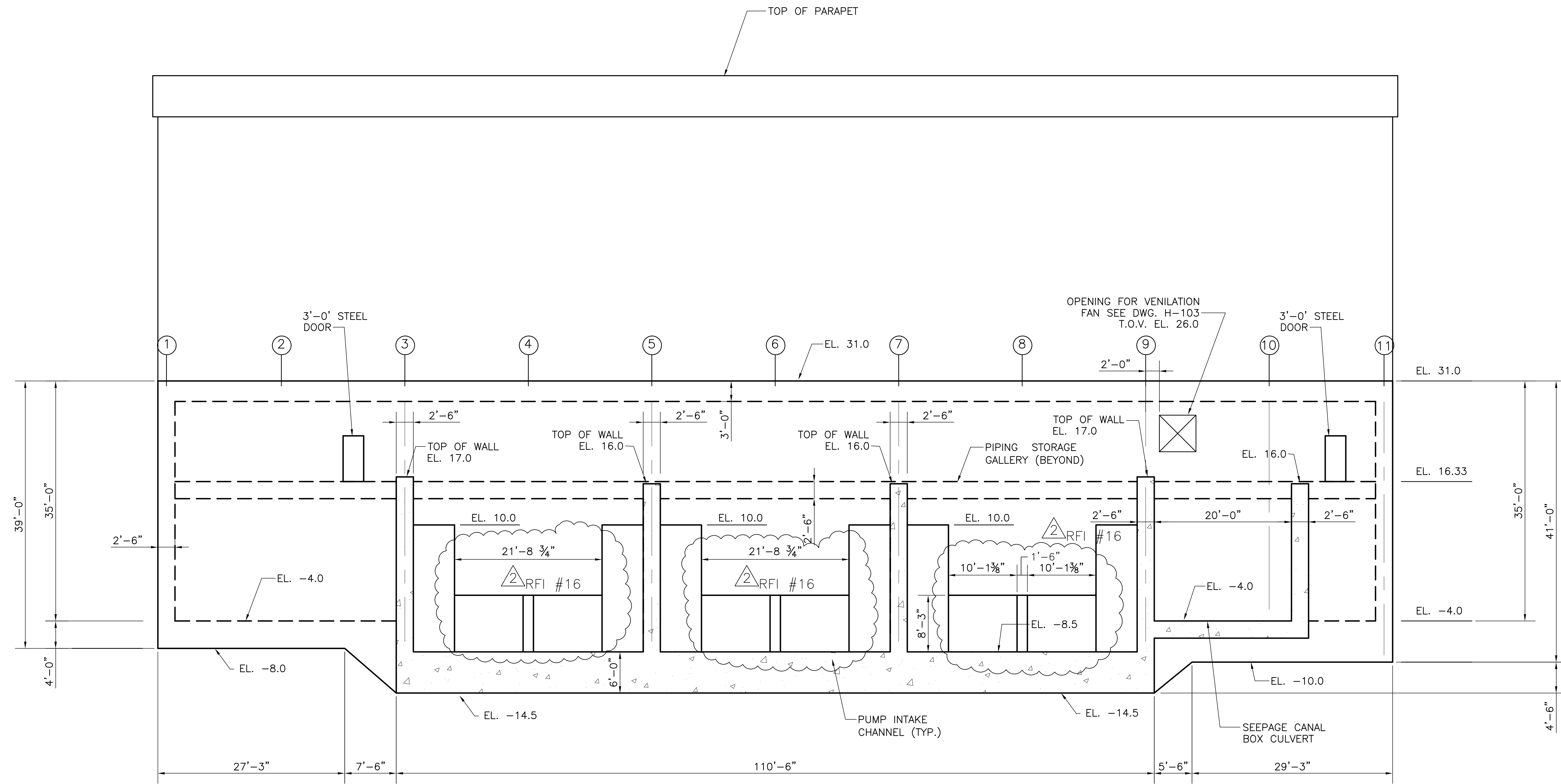
COPYRIGHT ©2001 BY BURNS & MCDONNELL ENGINEERING COMPANY, INC.

<p>Burns & McDonnell SINCE 1888 9400 WARD PARKWAY KANSAS CITY, MO 64114 Certificate: ER0000253 BUD 24930</p>	<p>EVERGLADES CONSTRUCTION PROJECT STORMWATER TREATMENT AREA NO. 3/4 PUMP STATIONS G-370 & G-372</p>	<p>STATION G-370 LONGITUDINAL SECTION SECTION 8</p>	<p>SOUTH FLORIDA WATER MANAGEMENT DISTRICT EVERGLADES CONSTRUCTION PROJECT 3301 GUN CLUB ROAD WEST PALM BEACH, FLORIDA 33406</p>	<p>CONTRACT NO. C-E304 DWG. NO. S-112</p>
	<p>ENGINEERS, ARCHITECTS, CONSULTANTS Brown Cunningham Gannuch METAFIRE, LOUISIANA 70006 (504) 454-3866 License No. EB00008095</p>	<p>DESIGN R/G CHKD DATE 5/10/2001</p>	<p>NO. DWN CHKD DATE</p>	<p>REVISIONS</p>

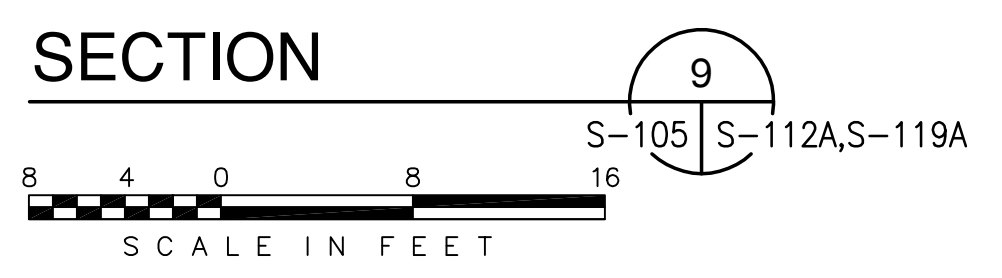
Rodney J. Gannuch, P.E.
FLA. C.E. REG. NO. 53545

"RECORD DRAWINGS"

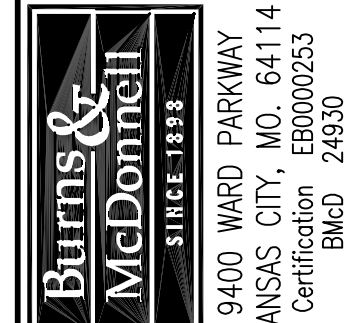
Scale For Microfilming
Inches
Millimeters



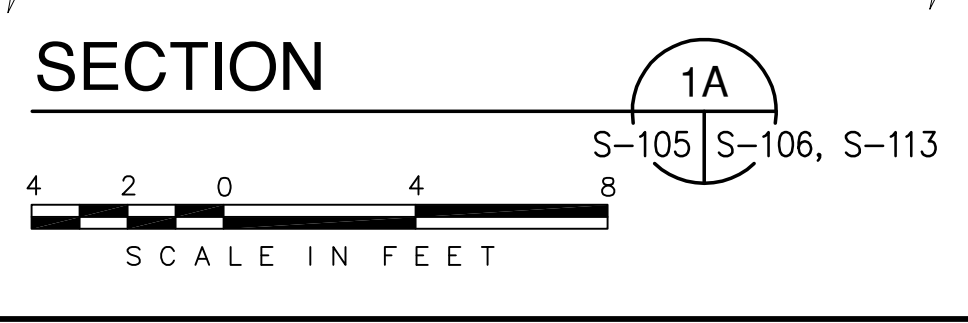
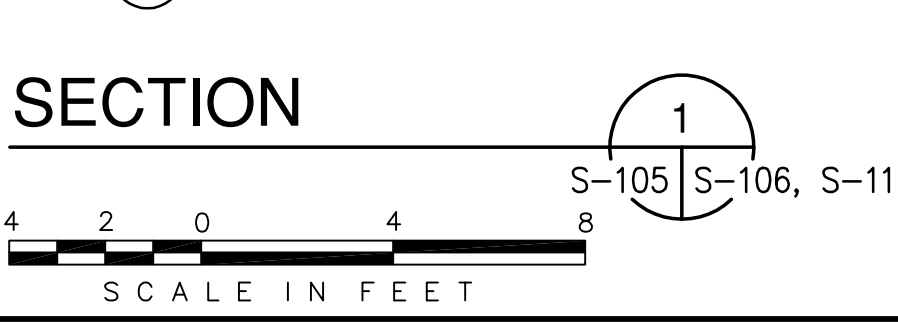
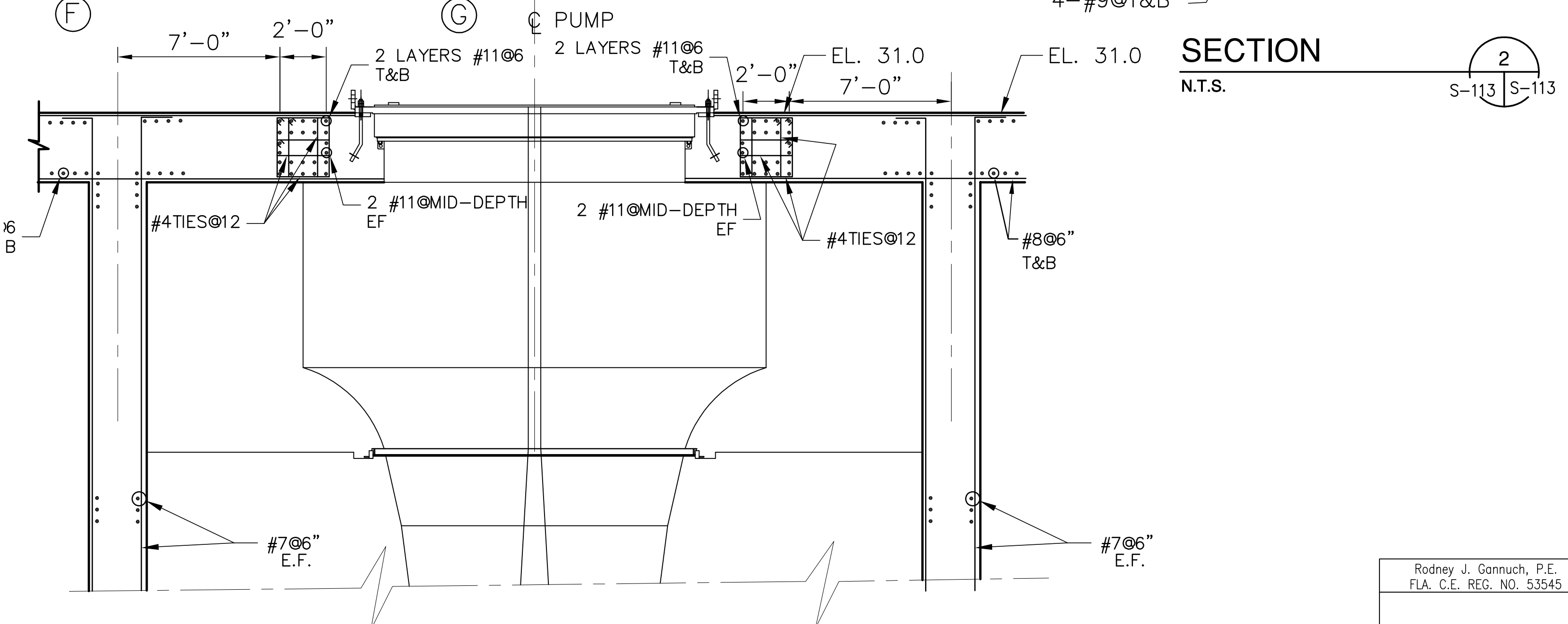
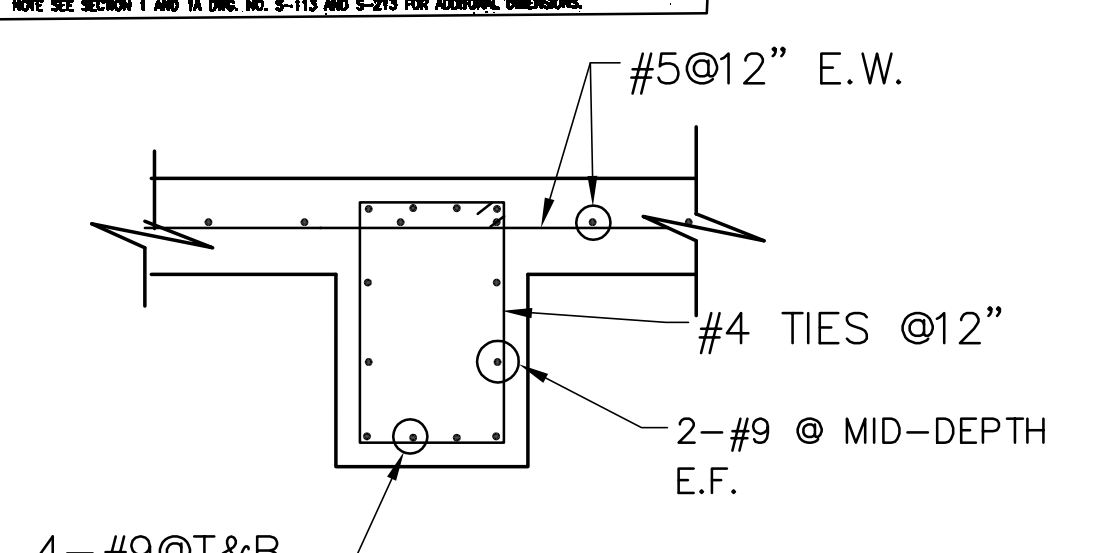
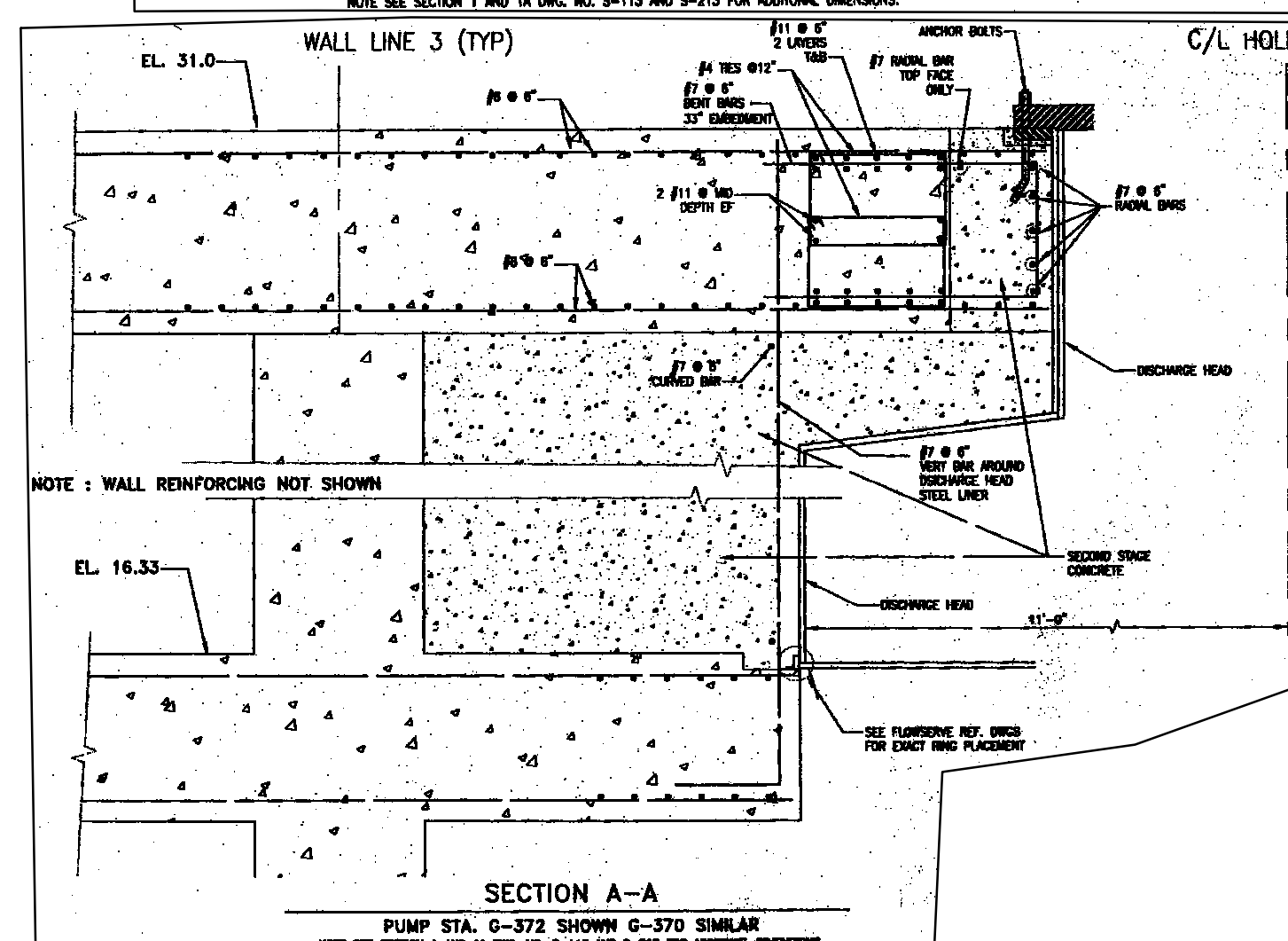
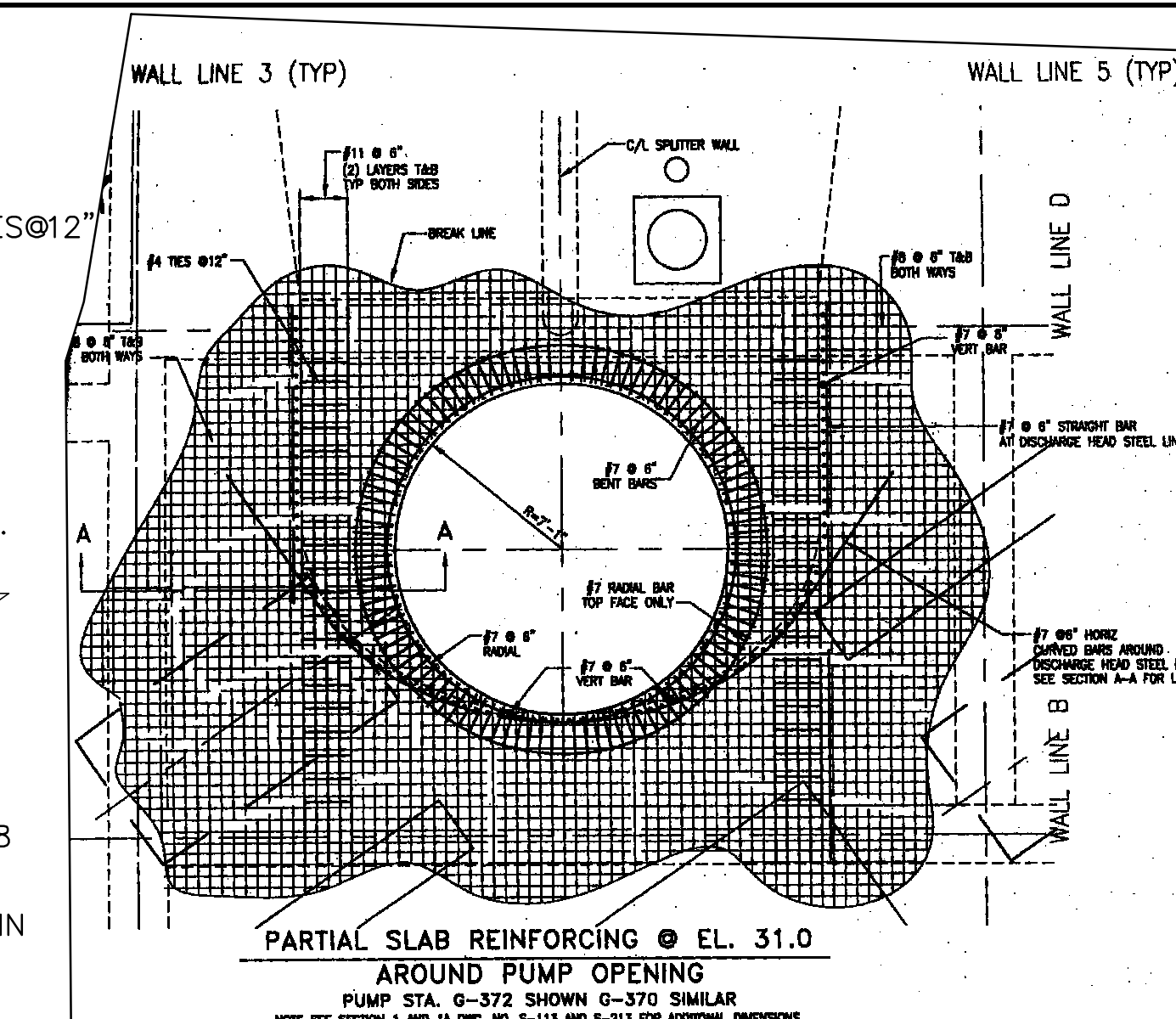
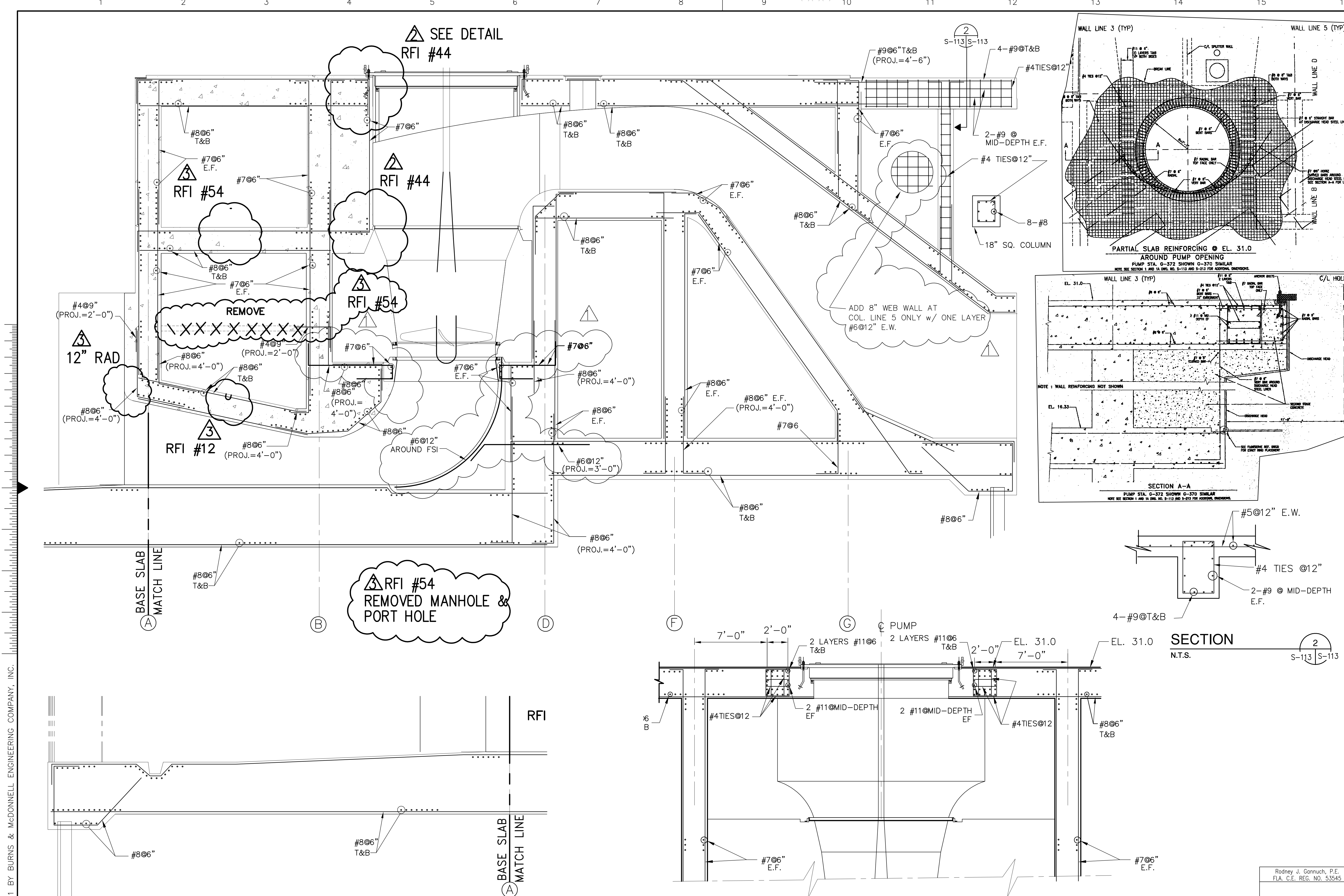
NOTE: SUPERSTRUCTURE COMPONENTS NOT SHOWN.
SEE SS DRAWINGS FOR DETAILS



COPYRIGHT ©2001 BY BURNS & MCDONNELL ENGINEERING COMPANY, INC.

 Burns & McDonnell ENGINEERS, ARCHITECTS & CONSULTANTS METairie, LOUISIANA 70006 (504) 454-3866 License No. EB00008095	
EVERGLADES CONSTRUCTION PROJECT STORMWATER TREATMENT AREA NO. 3/4 PUMP STATIONS G-370 & G-372	SOUTH FLORIDA WATER MANAGEMENT DISTRICT EVERGLADES CONSTRUCTION PROJECT 3301 GUN CLUB ROAD WEST PALM BEACH, FLORIDA 33406
STATION G-370 LONGITUDINAL SECTION SECTION 9	CONTRACT NO. C-E304 DWG. NO. S-112A
DRAWN: JSB CHKD: CHKD DESIGN: DER R/G: R/G DATE: 5/10/2001	REVISIONS NO. DATE CHKD DATE 1 7-15-04 R/G 7-15-04 REVISED DIMENSIONS PER RFI #16

"RECORD DRAWINGS"



REVISIONS	NO.	DATE	CHKD	DATE
1	5/10/2001	NO. DWN	CHKD	DATE
2	6-29-01	REVISION PER ADDENDUM NO.3	DER	DER
3	7-15-04	REVISION PER RFI #44	DER	DER
4	7-15-04	REVISION PER RFI #54	DER	DER
5	7-15-04	REVISION PER RFI #54	CHKD	CHKD

DESIGN	CONSTRUCTORS
CHKD	CONSULTANTS
DATE	DATE
5/10/2001	5/10/2001

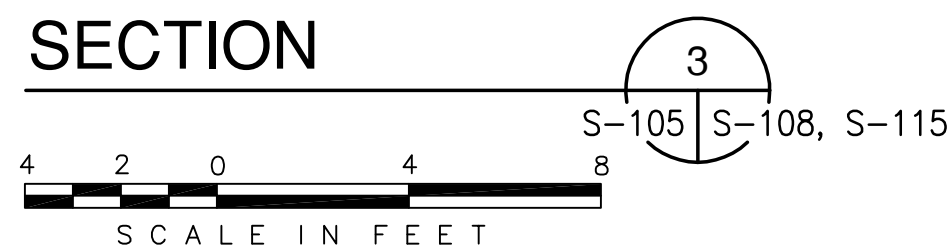
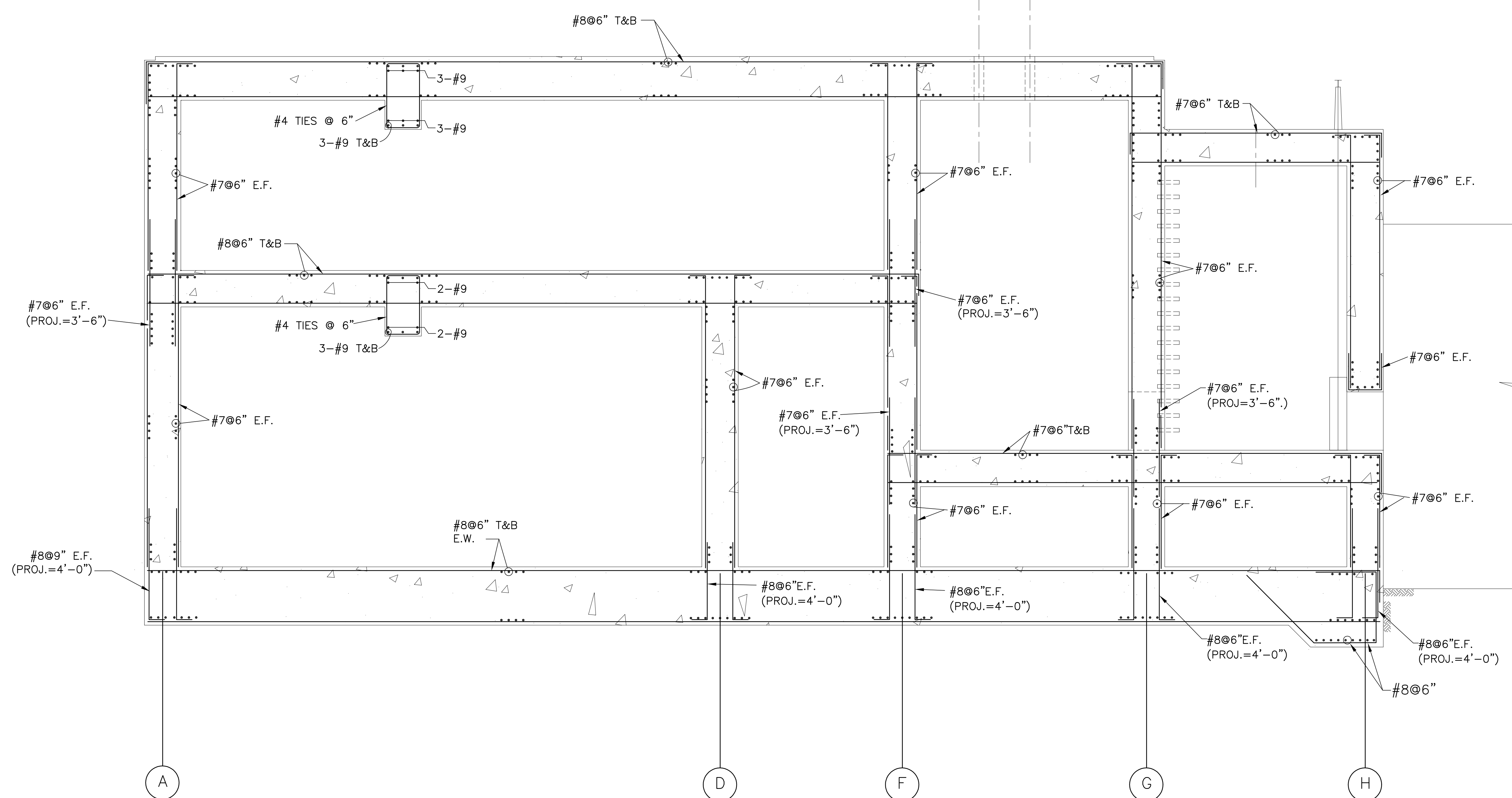
Burns & McDonnell	Brown Cunningham Gannuch
ENGINEERS	ARCHITECTS
CONSULTANTS	CONSULTANTS
9400 WARD PARKWAY	570006
KANSAS CITY, MO. 64114	MEASURE LOUISIANA 70006
Certification: EP0000253	License No. EB00008095
BMCH 24930	

SOUTH FLORIDA WATER MANAGEMENT DISTRICT	EVERGLADES CONSTRUCTION PROJECT
3301 GUN CLUB ROAD	STORMWATER TREATMENT AREA NO. 374
WEST PALM BEACH, FLORIDA 33406	PUMP STATIONS G-370 & G-372
	PUMP STATION G-370
	REINFORCING DETAILS

CONTRACT NO.	C-E304
DWG. NO.	S-113


COPYRIGHT ©2001 BY BURNS & McDONNELL ENGINEERING COMPANY, INC.

Scale For Microfilming
Inches
Millimeters



Scale For Microfilming
Inches
Millimeters

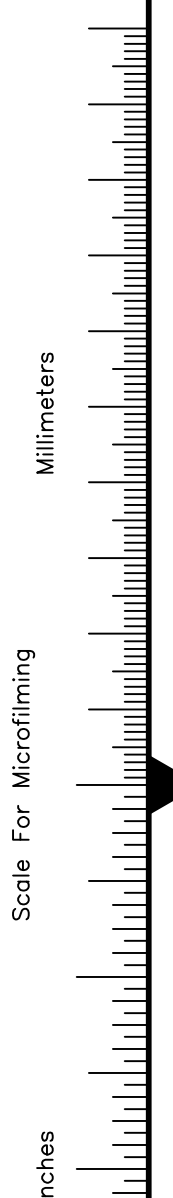
COPYRIGHT ©2001 BY BURNS & McDONNELL ENGINEERING COMPANY, INC.

 <p>Burns & McDonnell SINCE 1888 9400 WARD PARKWAY KANSAS CITY, MO 64114 Certification: ER0000253 BM3 24930</p>		<p>Brown Cunningham Gannuch ENGINEERS, ARCHITECTS & CONSULTANTS METAFARE LOUISIANA 70006 (504) 454-3866 License No. EB00008095</p>																	
<p>EVERGLADES CONSTRUCTION PROJECT STORMWATER TREATMENT AREA NO. 3/4 PUMP STATIONS G-370 & G-372</p>	<p>PUMP STATION G-370 REINFORCING DETAILS</p>	<p>SOUTH FLORIDA WATER MANAGEMENT DISTRICT EVERGLADES CONSTRUCTION PROJECT 3301 GUN CLUB ROAD WEST PALM BEACH, FLORIDA 33406</p>	<p>REVISIONS</p> <table border="1"> <tr><th>NO.</th><th>DATE</th><th>CHKD</th><th>DATE</th></tr> <tr><td> </td><td> </td><td> </td><td> </td></tr> <tr><td> </td><td> </td><td> </td><td> </td></tr> <tr><td> </td><td> </td><td> </td><td> </td></tr> </table>	NO.	DATE	CHKD	DATE												
NO.	DATE	CHKD	DATE																
<p>JCF DRAWN</p>	<p>EJM CHKD</p>	<p>DER DESIGN</p>	<p>DER CHKD</p>																
<p>5/10/2001 DATE</p>	<p>5/10/2001 DATE</p>	<p>5/10/2001 DATE</p>	<p>5/10/2001 DATE</p>																

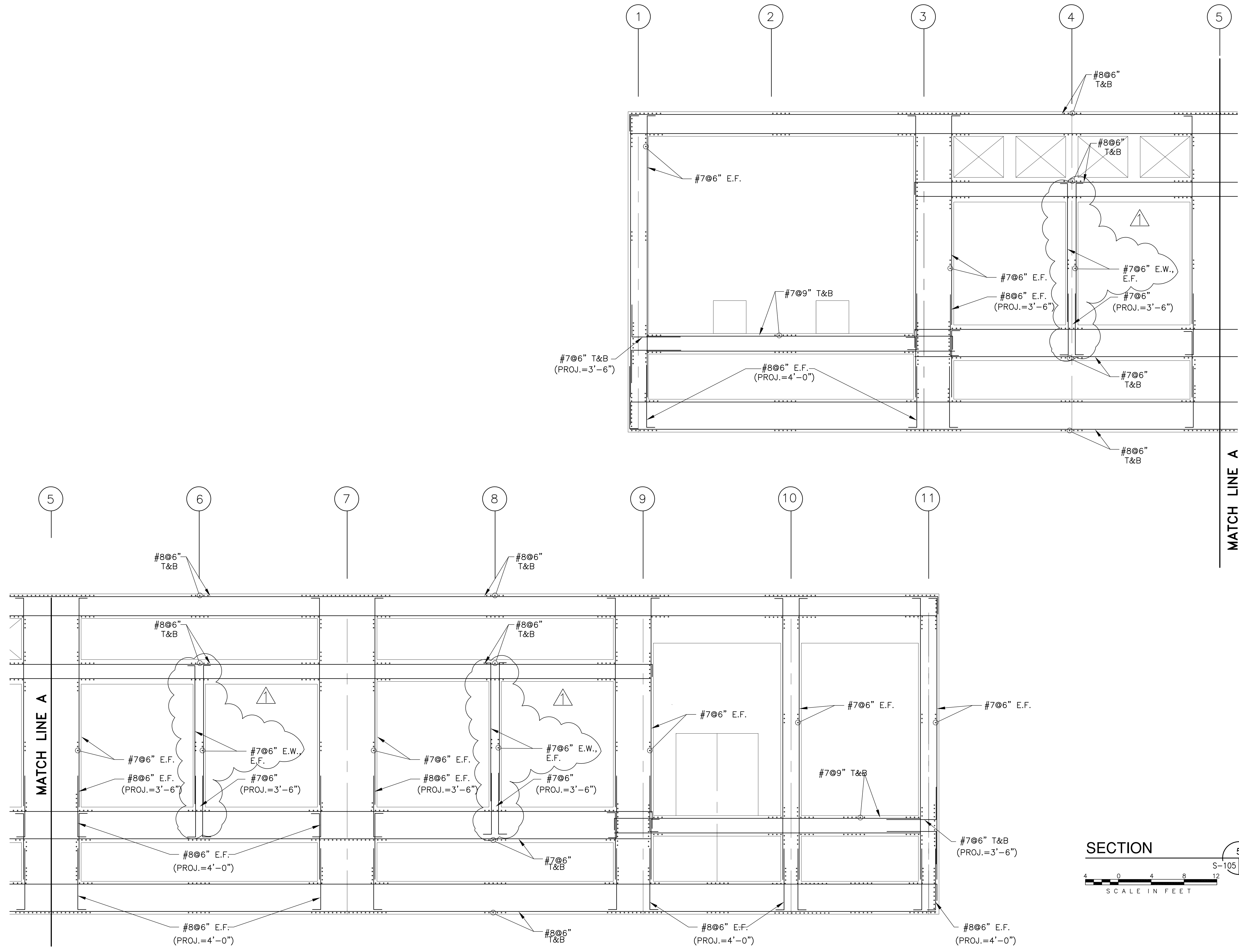
Rodney J. Gannuch, P.E.
FLA. C.E. REG. NO. 53545

CONTRACT NO.
C-E304
DWG. NO.
S-115

"RECORD DRAWINGS"

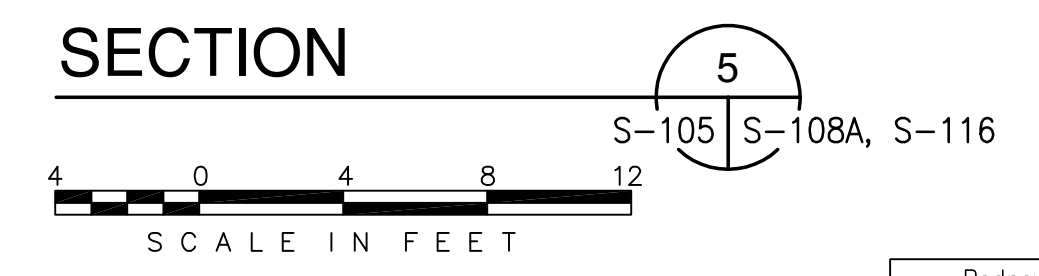


COPYRIGHT ©2001 BY BURNS & McDONNELL ENGINEERING COMPANY, INC.



MATCH LINE A

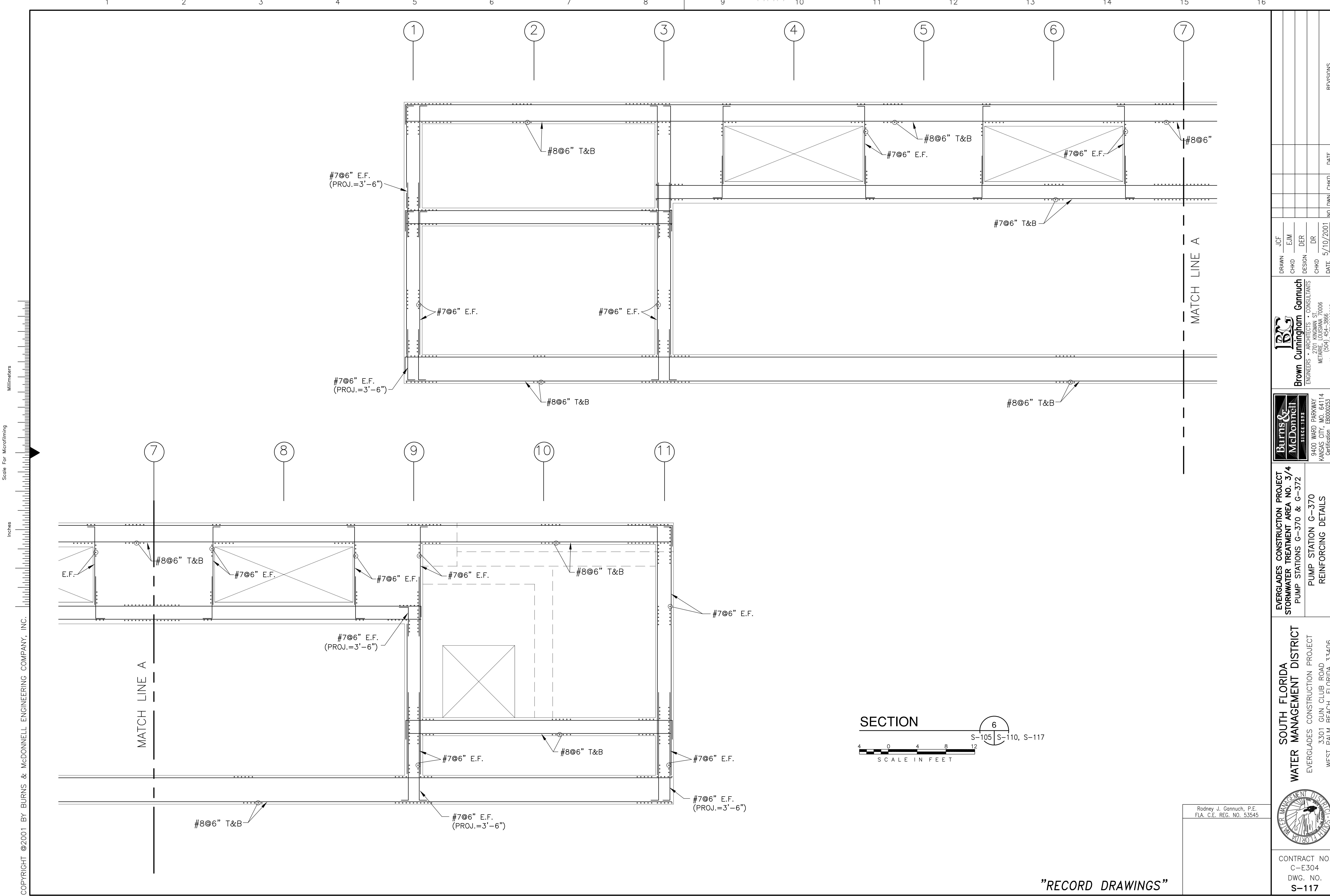
MATCH LINE A



Rodney J. Gannuch, P.E.
FLA. C.E. REG. NO. 53545

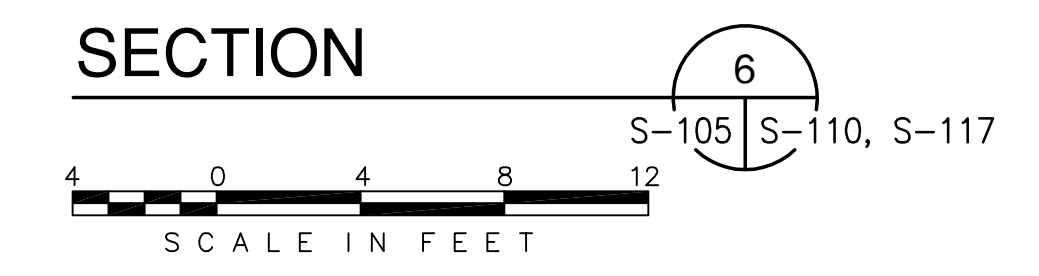
<p>Brown Cunningham Gannuch ARCHITECTS & CONSULTANTS ENGINEERS 70006 METairie, LOUISIANA 70006 (504) 454-3866 License No. EB00008095</p>		<p>JCF EJM DER DER</p>	<p>NO. DWG NO. CHKD DATE</p>	<p>NO. REV DATE</p>
<p>Burns & McDonnell SINCE 1888 9400 WARD PARKWAY KANSAS CITY, MO 64114 Certification: EB0000253 BM37 24930</p>		<p>DESIGN CHKD DATE</p>	<p>NO. REV DATE</p>	<p>NO. REV DATE</p>
<p>EVERGLADES CONSTRUCTION PROJECT STORMWATER TREATMENT AREA NO. 3/4 PUMP STATIONS G-370 & G-372</p>		<p>5/10/2001</p>	<p>6-29-01</p>	<p>REVISED PER ADDENDUM NO.3</p>
<p>SOUTH FLORIDA WATER MANAGEMENT DISTRICT EVERGLADES CONSTRUCTION PROJECT 3301 GUN CLUB ROAD WEST PALM BEACH, FLORIDA 33406</p>		<p>CONTRACT NO. C-E304 DWG. NO. S-116</p>	<p>REINFORCING DETAILS</p>	<p>REVISIONS</p>

"RECORD DRAWINGS"



COPYRIGHT ©2001 BY BURNS & MCDONNELL ENGINEERING COMPANY, INC.

Scale For Microfilming
Inches
Scale For Microfilming
Millimeters

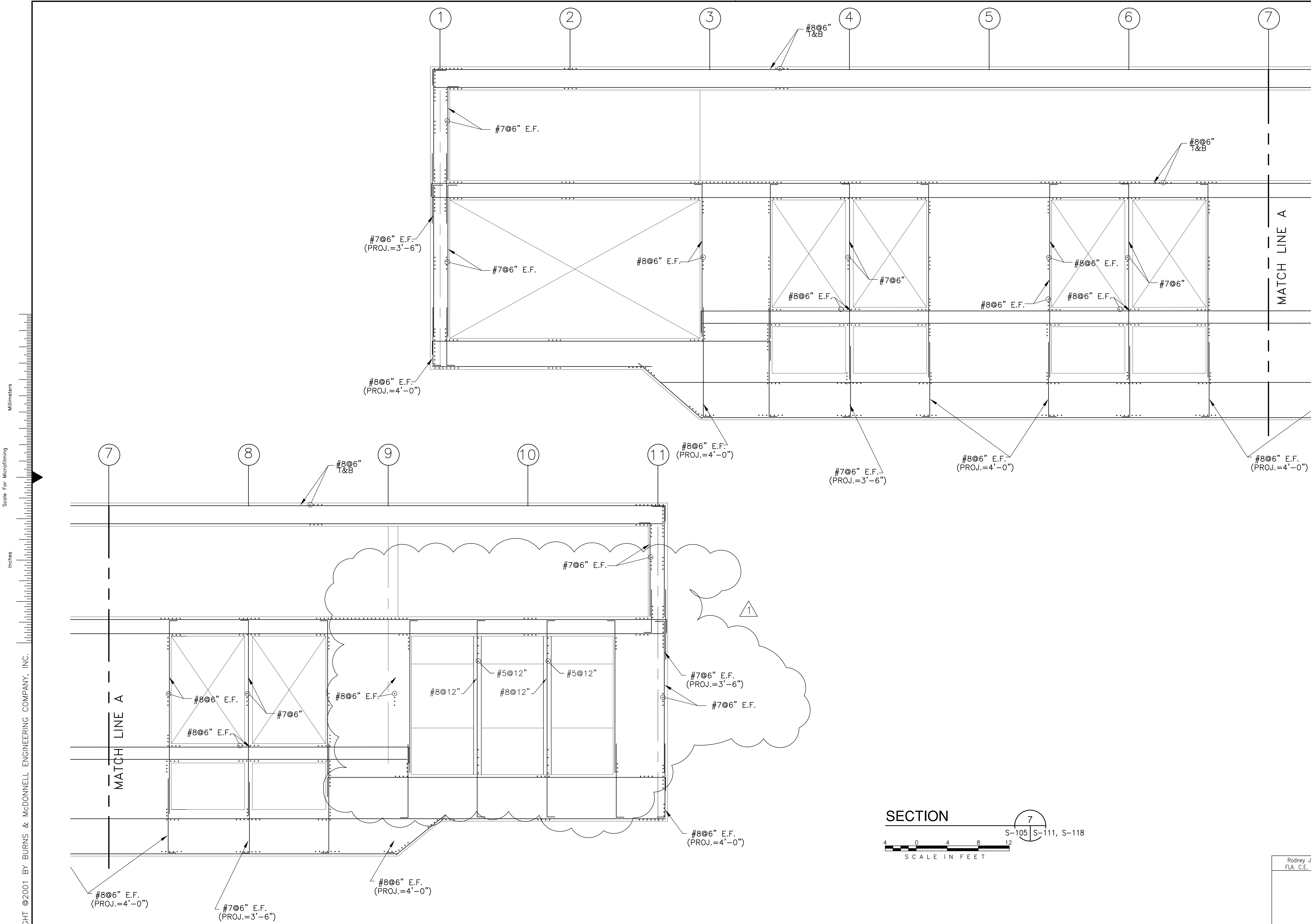


Rodney J. Gannuch, P.E.
FLA. C.E. REG. NO. 53545

BURNS & MCDONNELL ARCHITECTS & ENGINEERS 9400 WARD PARKWAY KANSAS CITY, MO. 64114 Certification: ER0000253 BM3 24930		Brown Cunningham Gannuch ENGINEERS & ARCHITECTS - CONSULTANTS METAFARE LOUISIANA 70006 (504) 454-3866 License No. EB00008095		DATE: 5/10/2001 CHKD: DR DESIGN: DR EJM JCF	NO. DWG: 1 NO. CHKD: 1 DATE:	REVISIONS
SOUTH FLORIDA WATER MANAGEMENT DISTRICT EVERGLADES CONSTRUCTION PROJECT 3301 GUN CLUB ROAD WEST PALM BEACH, FLORIDA 33406		EVERGLADES CONSTRUCTION PROJECT STORMWATER TREATMENT AREA NO. 374 PUMP STATIONS G-370 & G-372 PUMP STATION G-370 REINFORCING DETAILS				

"RECORD DRAWINGS"

CONTRACT NO. C-E304
DWG. NO. S-117



Scale For Microfilming
 Millimeters
 Inches

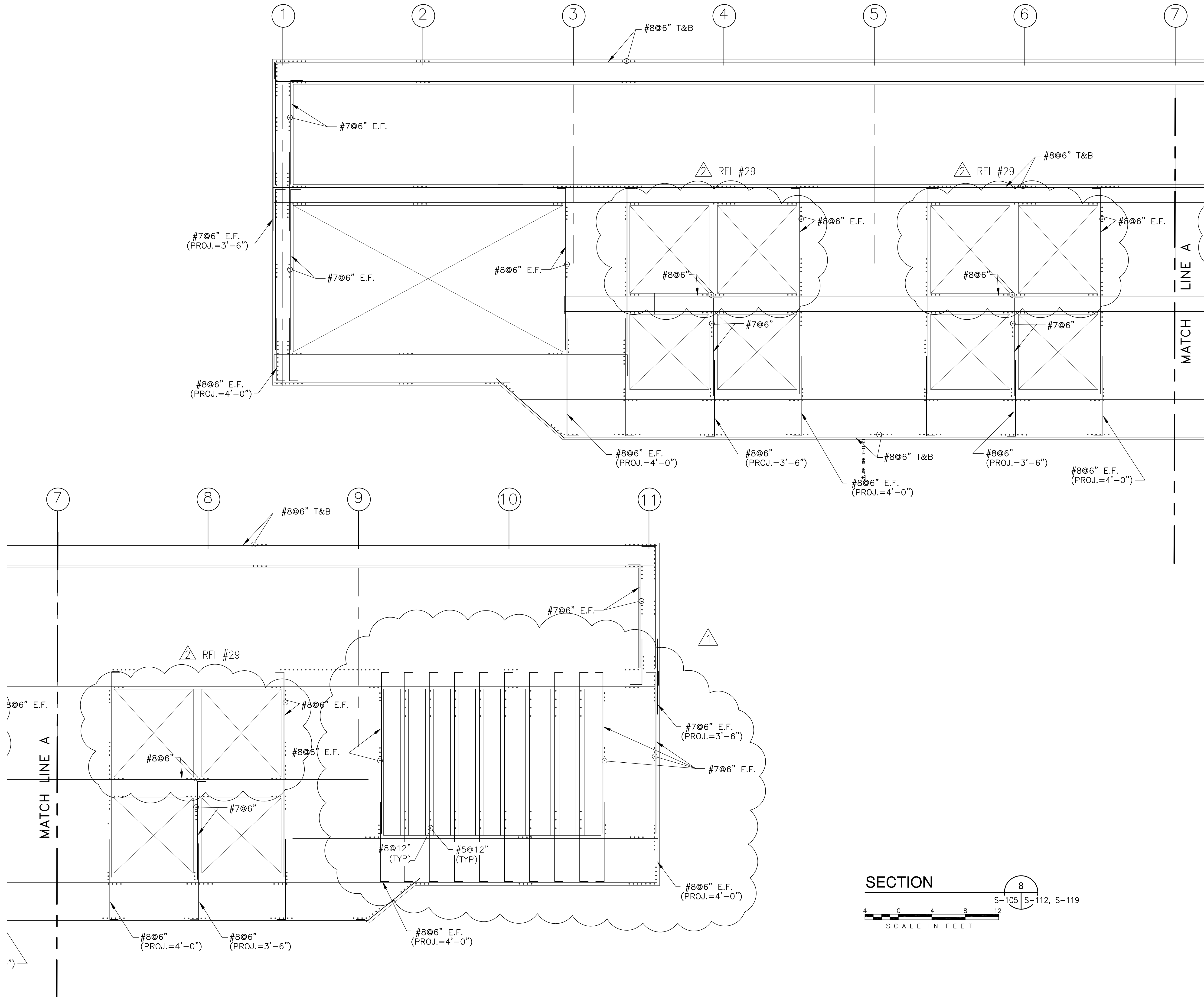
COPYRIGHT ©2001 BY BURNS & McDONNELL ENGINEERING COMPANY, INC.

SECTION
 S-105 | S-111, S-118
 SCALE IN FEET

Rodney J. Gannuch, P.E.
 FLA. C.E. REG. NO. 53545

Burns & McDonnell <small>ARCHITECTS - CONSULTANTS</small> <small>9400 WARD PARKWAY KANSAS CITY, MO 64114 METAFRE, LOUISIANA 70066 (504) 454-3866 License No. EB0000253 BM31 24930</small>		DRAWN: JCF CHKD: EJM DESIGN: DER CHKD: DER DATE: 5/10/2001
Brown Cunningham Gannuch <small>ENGINEERS - ARCHITECTS - CONSULTANTS</small> <small>7000 METAFRE, LOUISIANA 70066 (504) 454-3866 License No. EB00008095</small>		NO. DWG: 1 NO. CHKD: 1 DATE: 6-01-01 REVISED PER ADDENDUM NO. 1
SOUTH FLORIDA WATER MANAGEMENT DISTRICT <small>EVERGLADES CONSTRUCTION PROJECT 3301 GUN CLUB ROAD WEST PALM BEACH, FLORIDA 33406</small>		CONTRACT NO. C-E304 DWG. NO. S-118

"RECORD DRAWINGS"



SECTION 8
S-105 S-112, S-119
SCALE IN FEET

Rodney J. Gannuch, P.E.
FLA. C.E. REG. NO. 53545



**SOUTH FLORIDA
WATER MANAGEMENT DISTRICT**
EVERGLADES CONSTRUCTION PROJECT
3301 GUN CLUB ROAD
WEST PALM BEACH, FLORIDA 33406

EVERGLADES CONSTRUCTION PROJECT
STORMWATER TREATMENT AREA NO. 374
PUMP STATIONS G-370 & G-372
PUMP STATION G-370
REINFORCING DETAILS

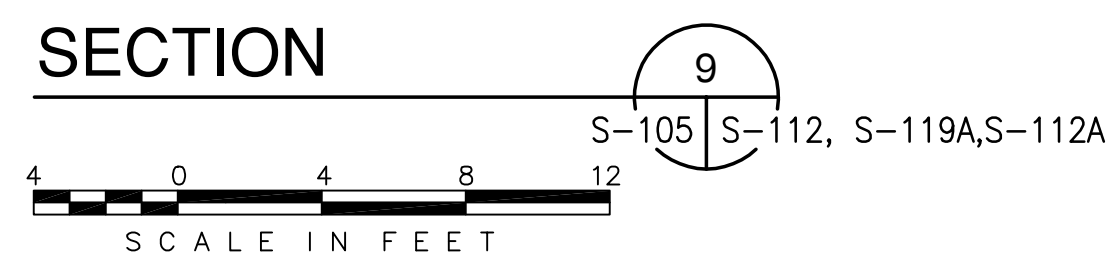
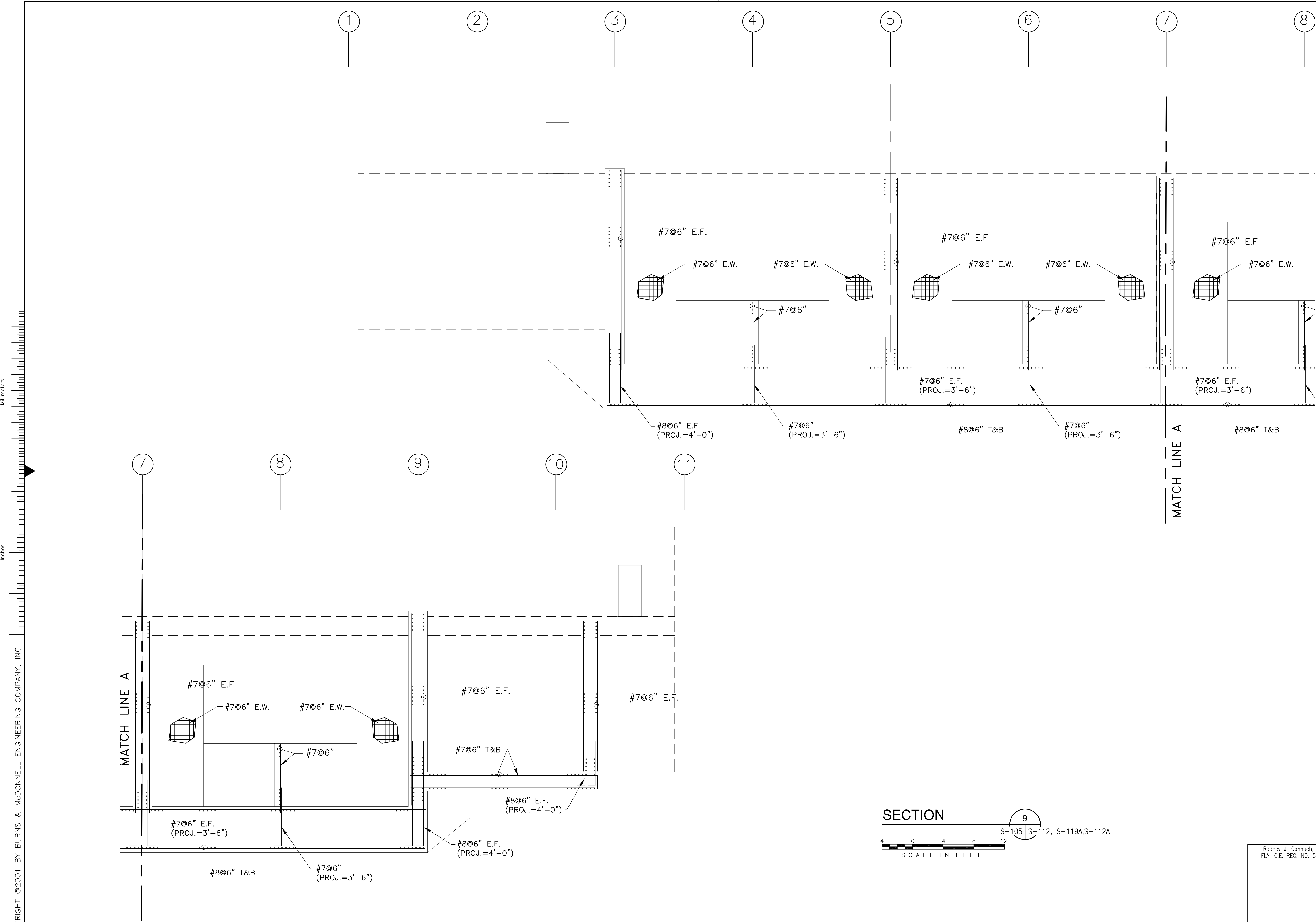
Burns & McDonnell
SINCE 1888
9400 WARD PARKWAY
KANSAS CITY, MO 64114
Certification: EP0000253
BM03 24930

Brown Cunningham Gannuch
ENGINEERS, ARCHITECTS & CONSULTANTS
METAFIRE LOUISIANA 70006
(504) 454-3866
License No. EB00008095

DRAWN	JCF
CHKD	EJM
DESIGN	DE
CHKD	DER
DATE	5/10/2001

NO.	DATE	CHKD	REVISIONS
1	7-15-04	EJM	REVISED PER RFI #29
2	6-01-01	DER	REVISED PER ADDENDUM NO.1

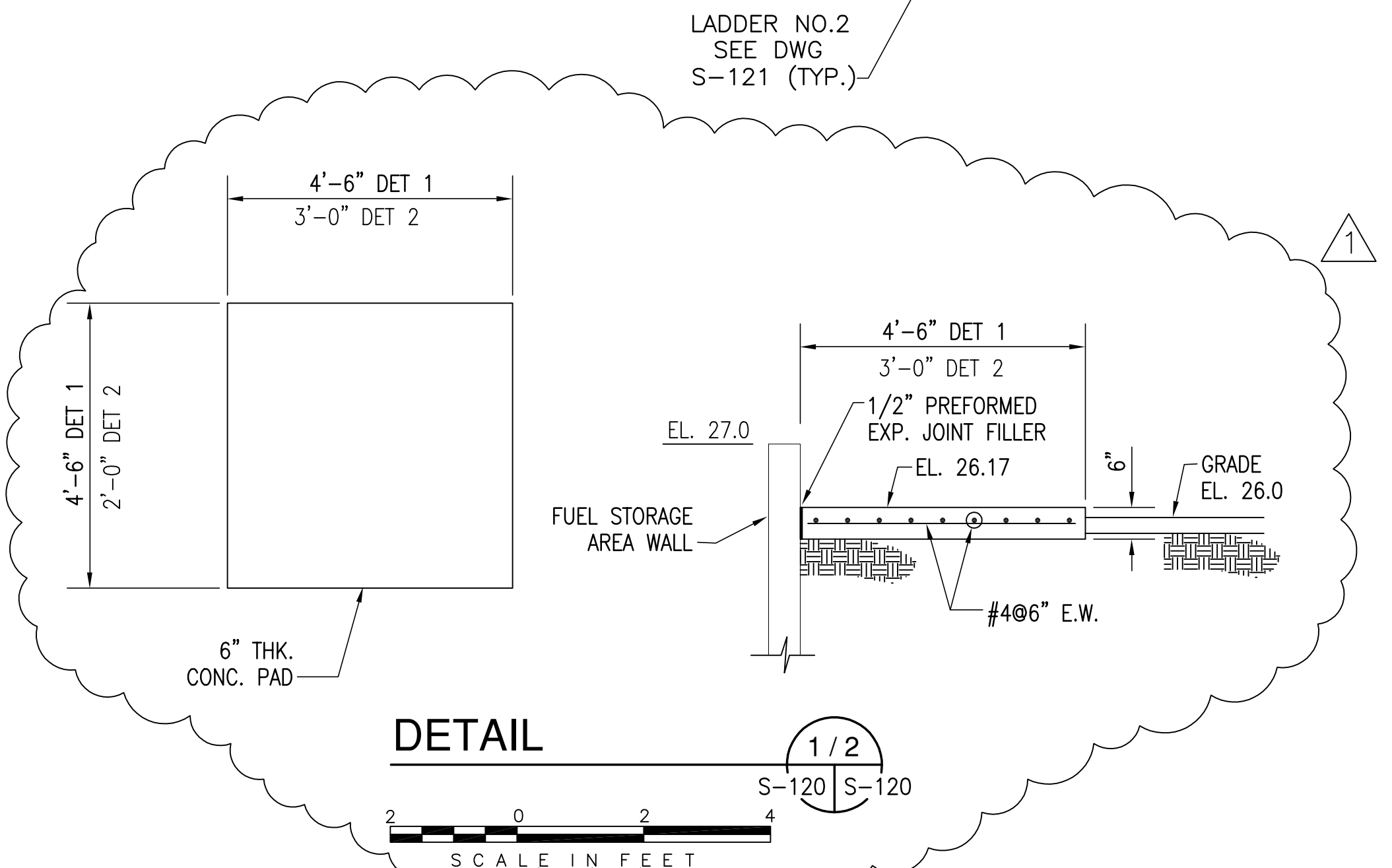
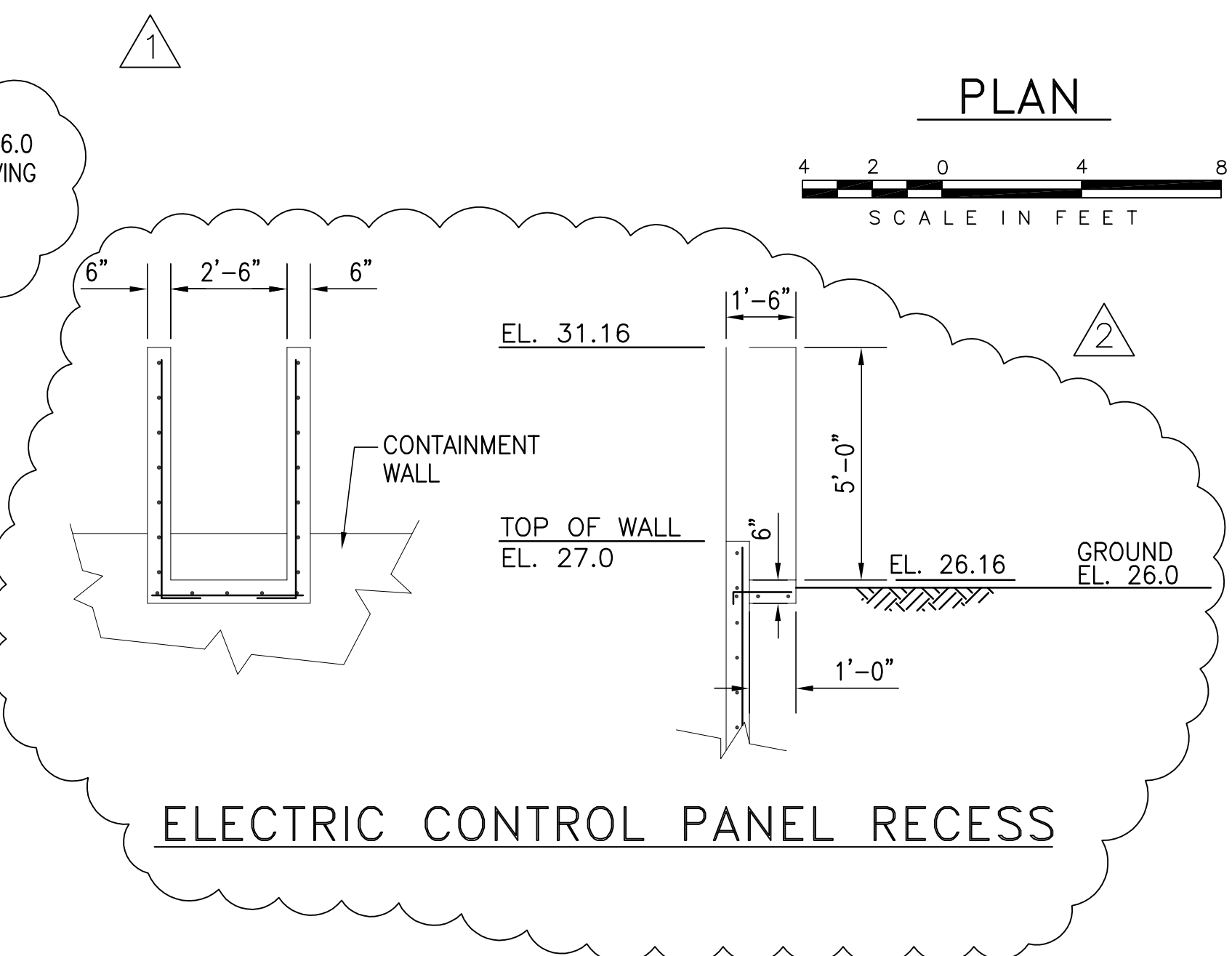
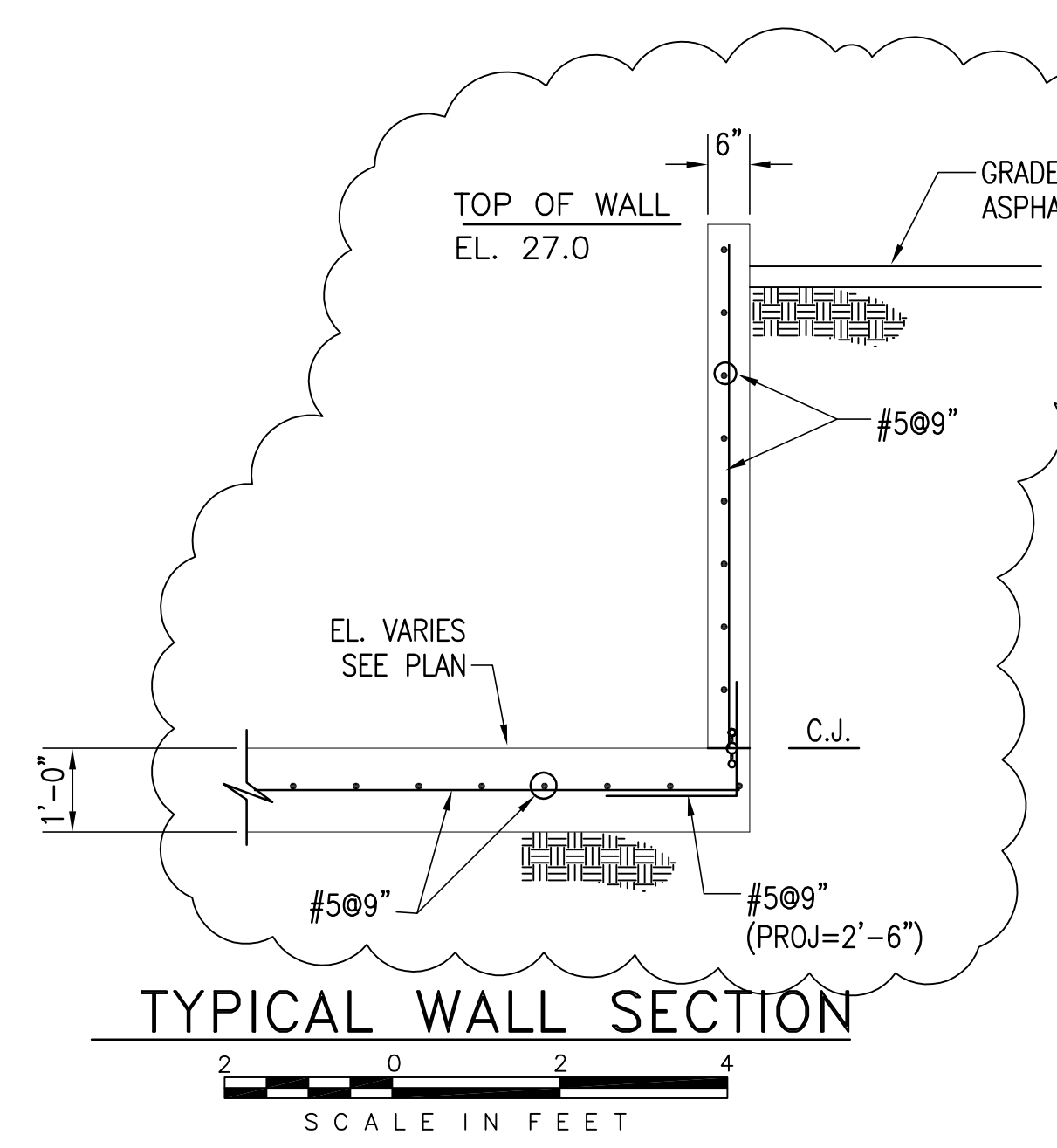
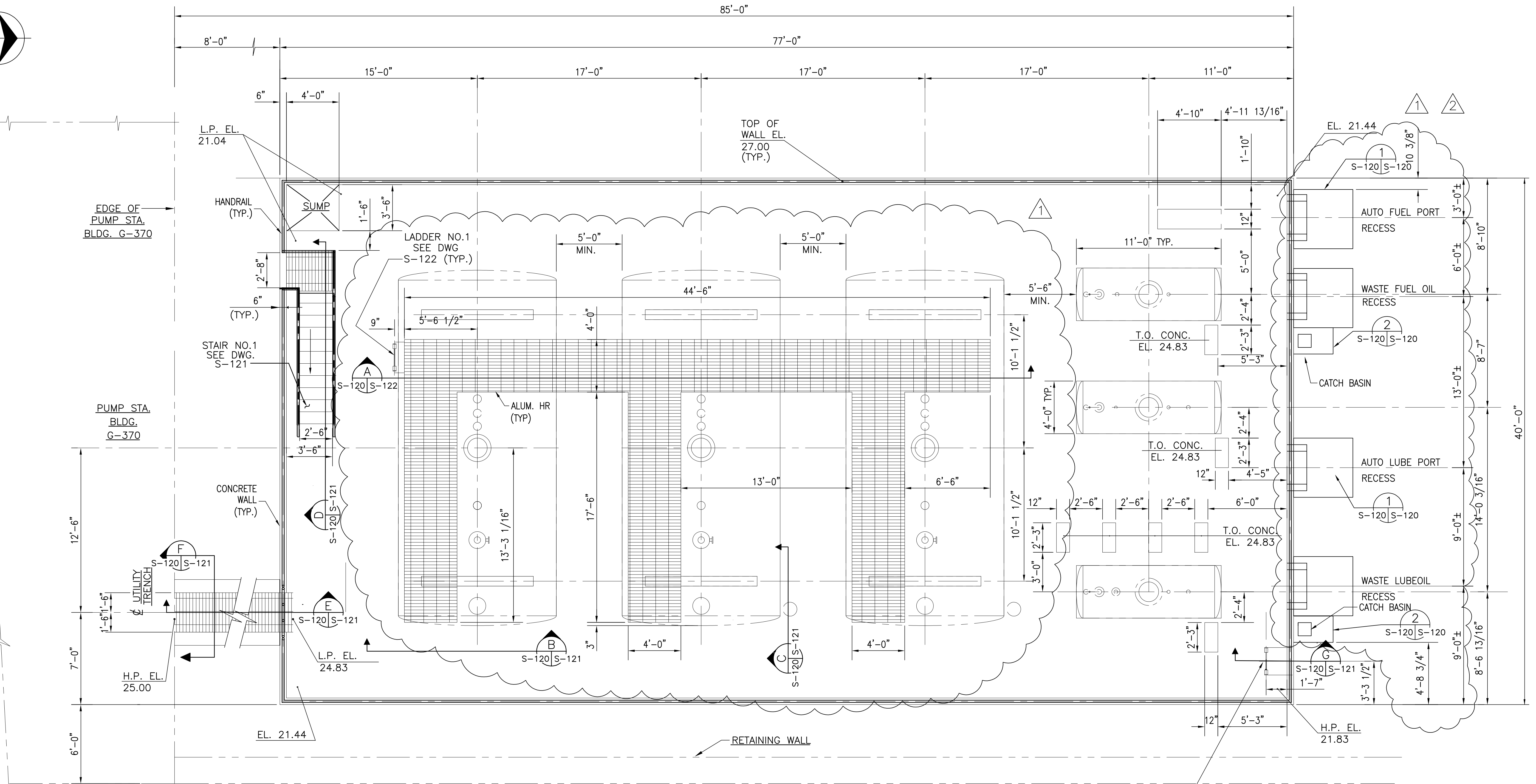
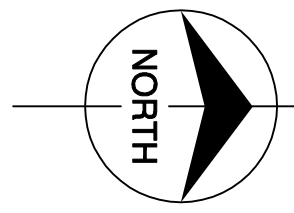
1	2	3	4	5	6	7	8	9	10	11	12	13	14	15	16
---	---	---	---	---	---	---	---	---	----	----	----	----	----	----	----



Rodney J. Gannuch, P.E.
FLA. C.E. REG. NO. 53545

<p>Brown Cunningham Gannuch ENGINEERS, ARCHITECTS & CONSULTANTS METairie, LOUISIANA 70006 (504) 454-3866 License No. EB00008095</p>		<p>DATE: 5/10/2001</p>
<p>CHKO: JCF</p>	<p>DESIGN: DE</p>	<p>CHKD: DER</p>
<p>NO. DWG: 1</p>	<p>CHKD: []</p>	<p>DATE: []</p>
<p>EVERGLADES CONSTRUCTION PROJECT STORMWATER TREATMENT AREA NO. 3/4 PUMP STATIONS G-370 & G-372</p>		<p>PUMP STATION G-370 REINFORCING DETAILS</p>
<p>SOUTH FLORIDA WATER MANAGEMENT DISTRICT</p>		<p>EVERGLADES CONSTRUCTION PROJECT 3301 GUN CLUB ROAD WEST PALM BEACH, FLORIDA 33406</p>
<p>CONTRACT NO. C-E304</p>		<p>DWG. NO. S-119A</p>

"RECORD DRAWINGS"

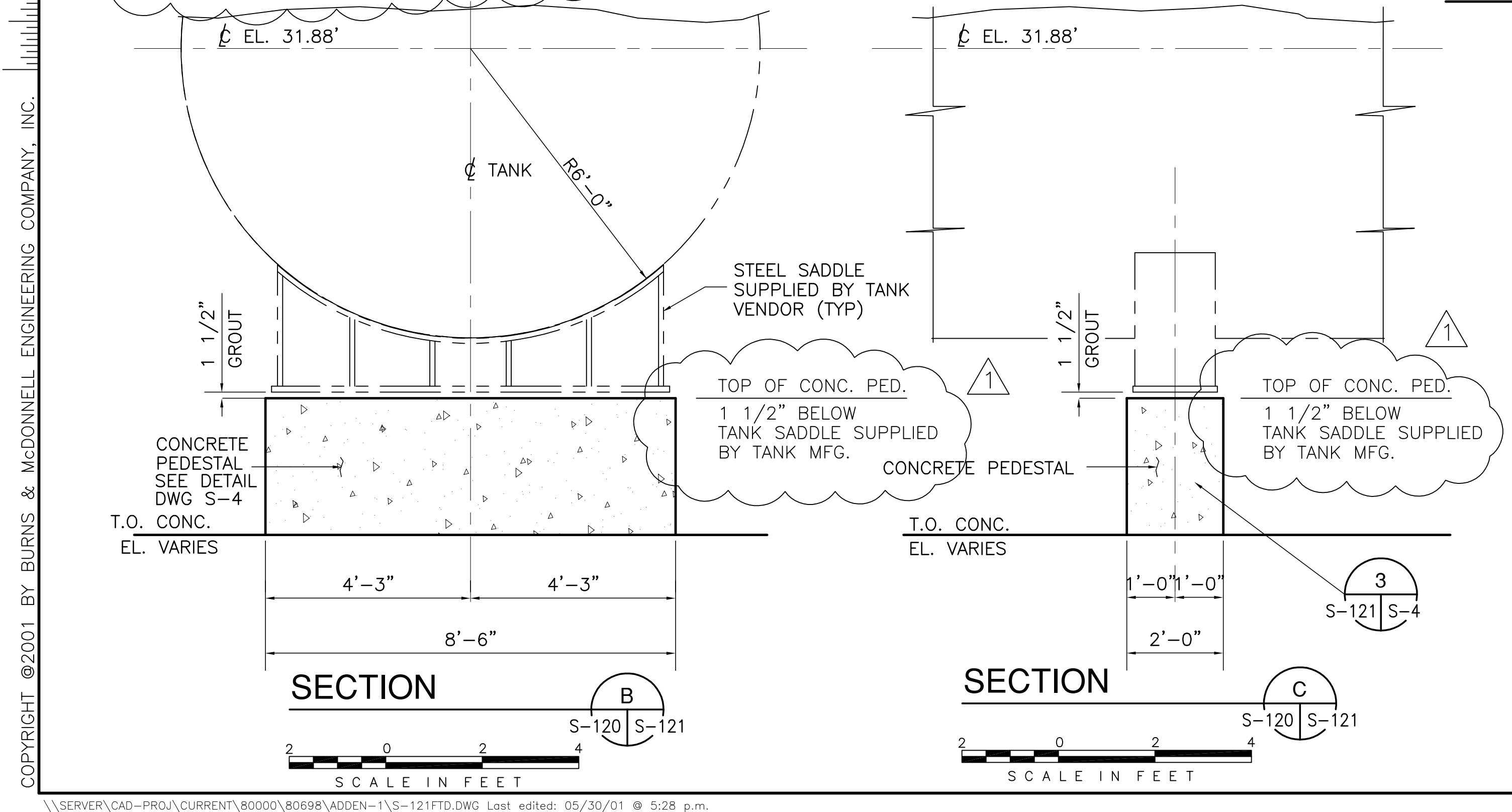
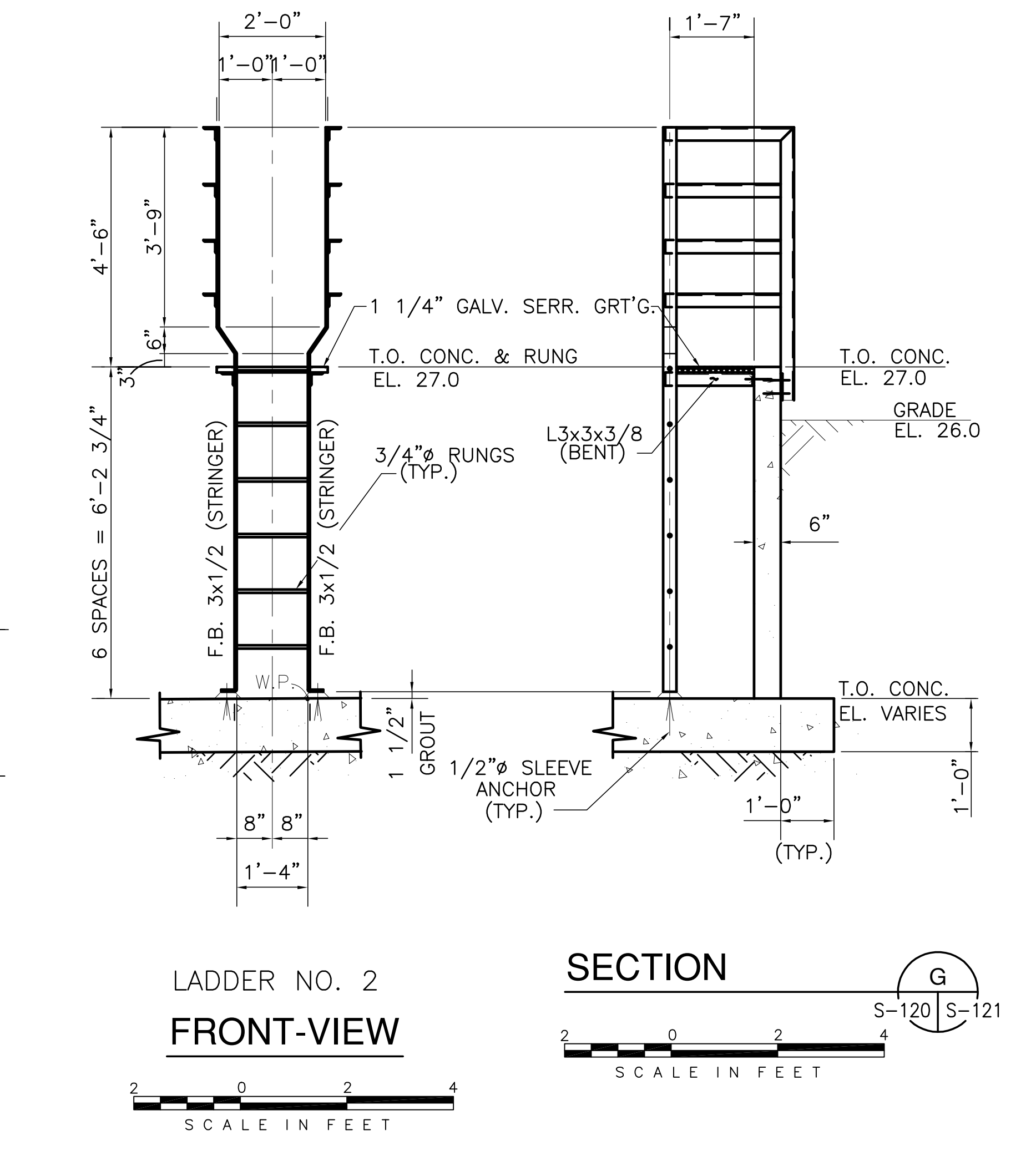
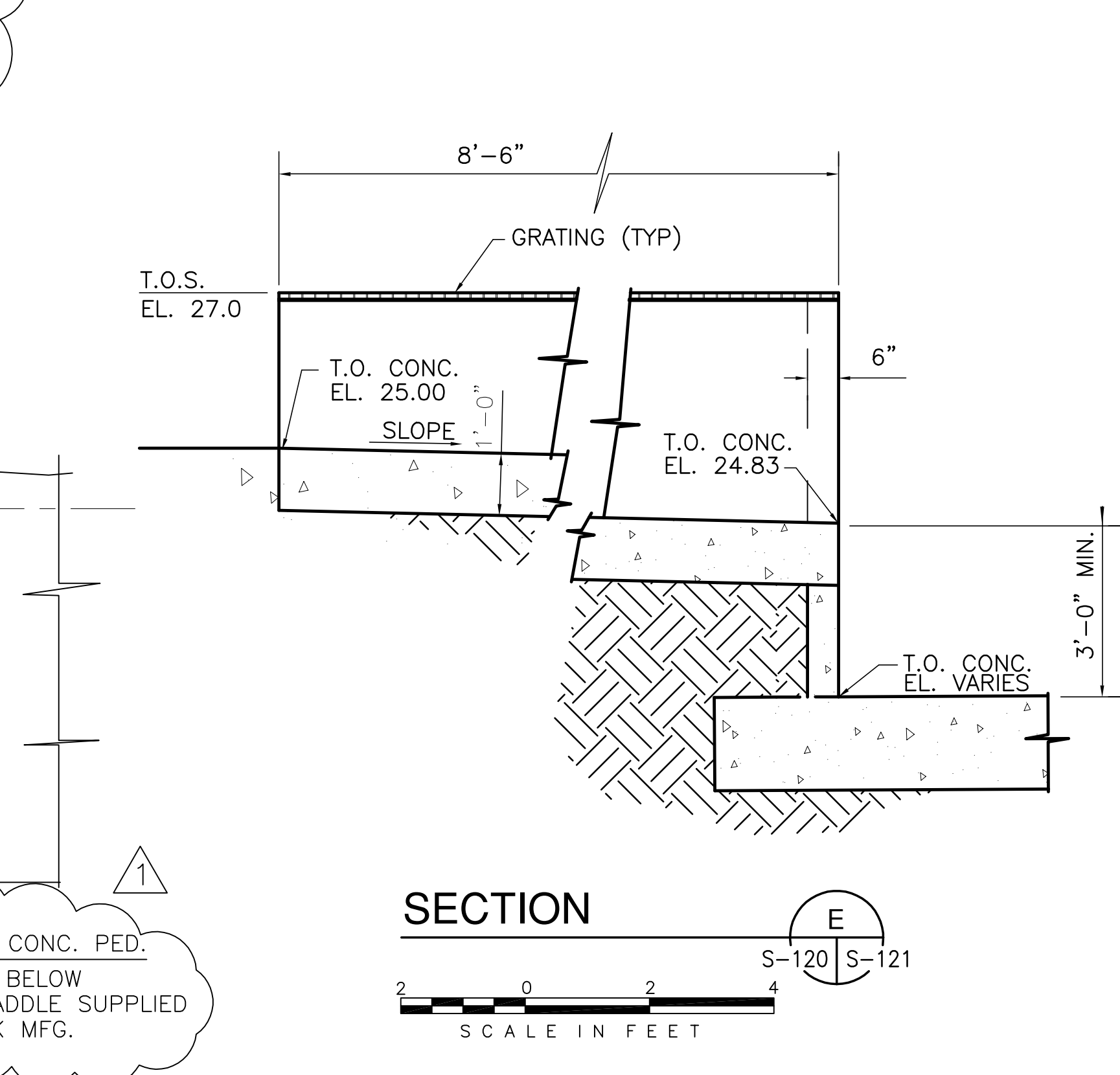
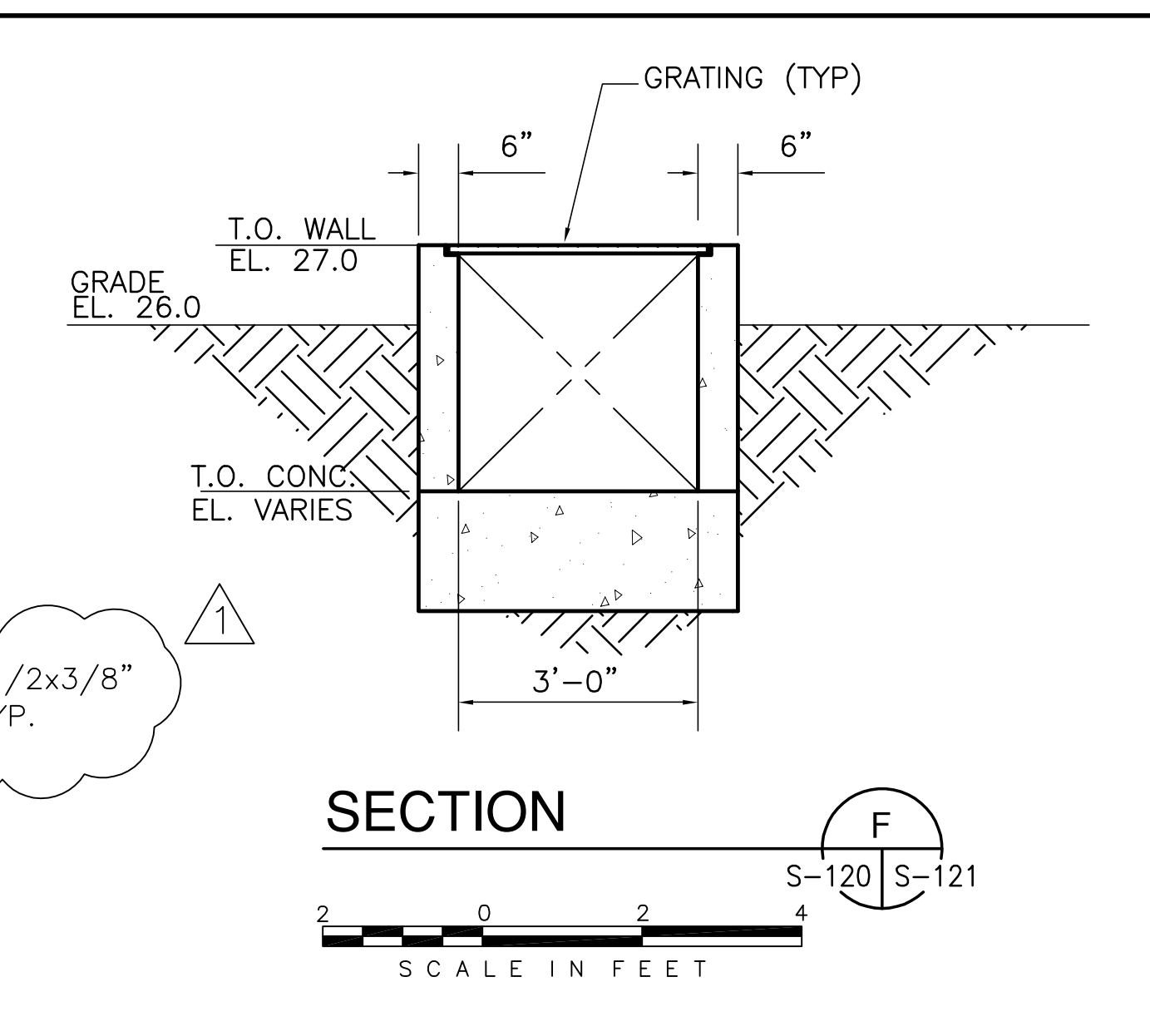
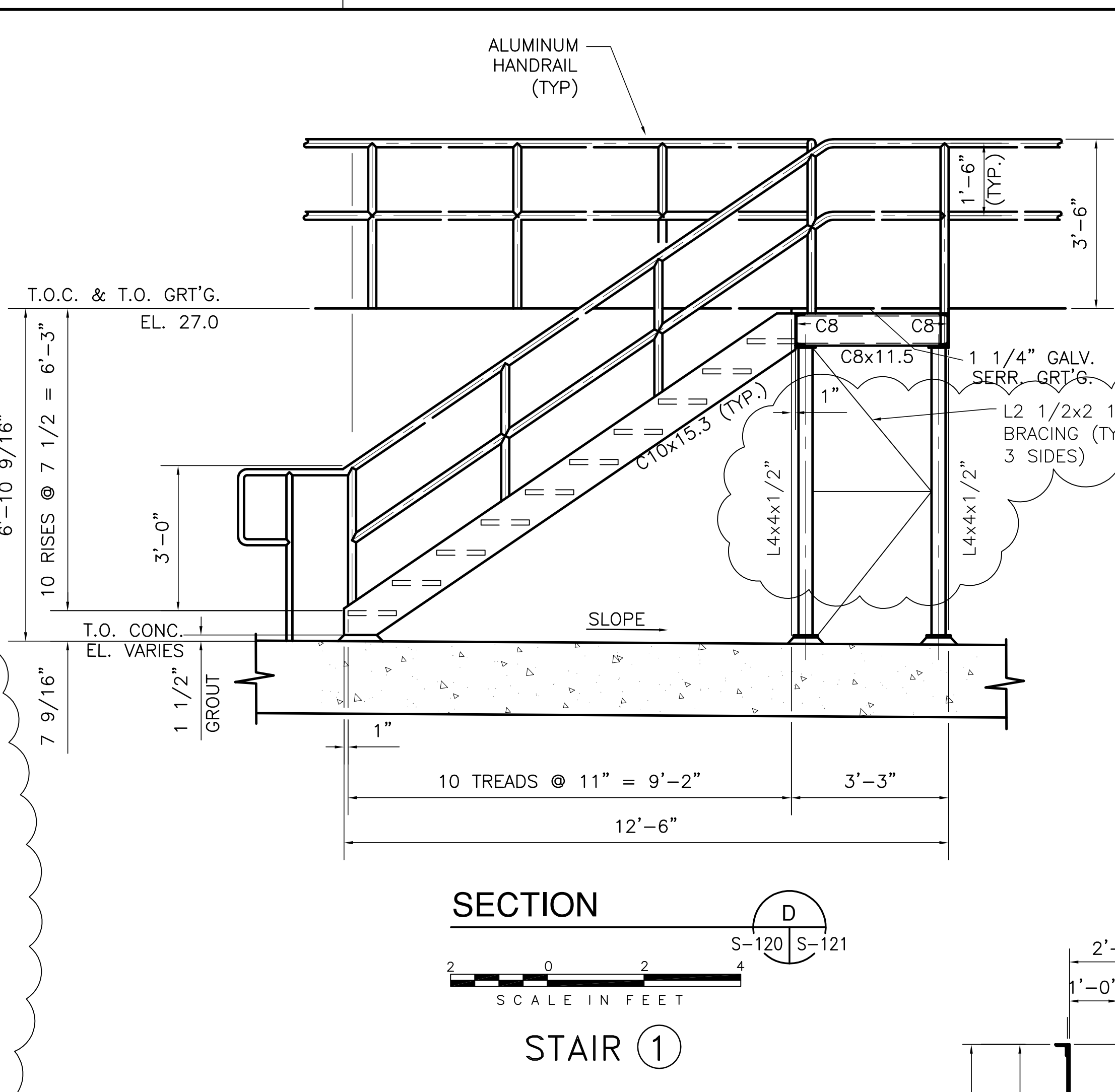
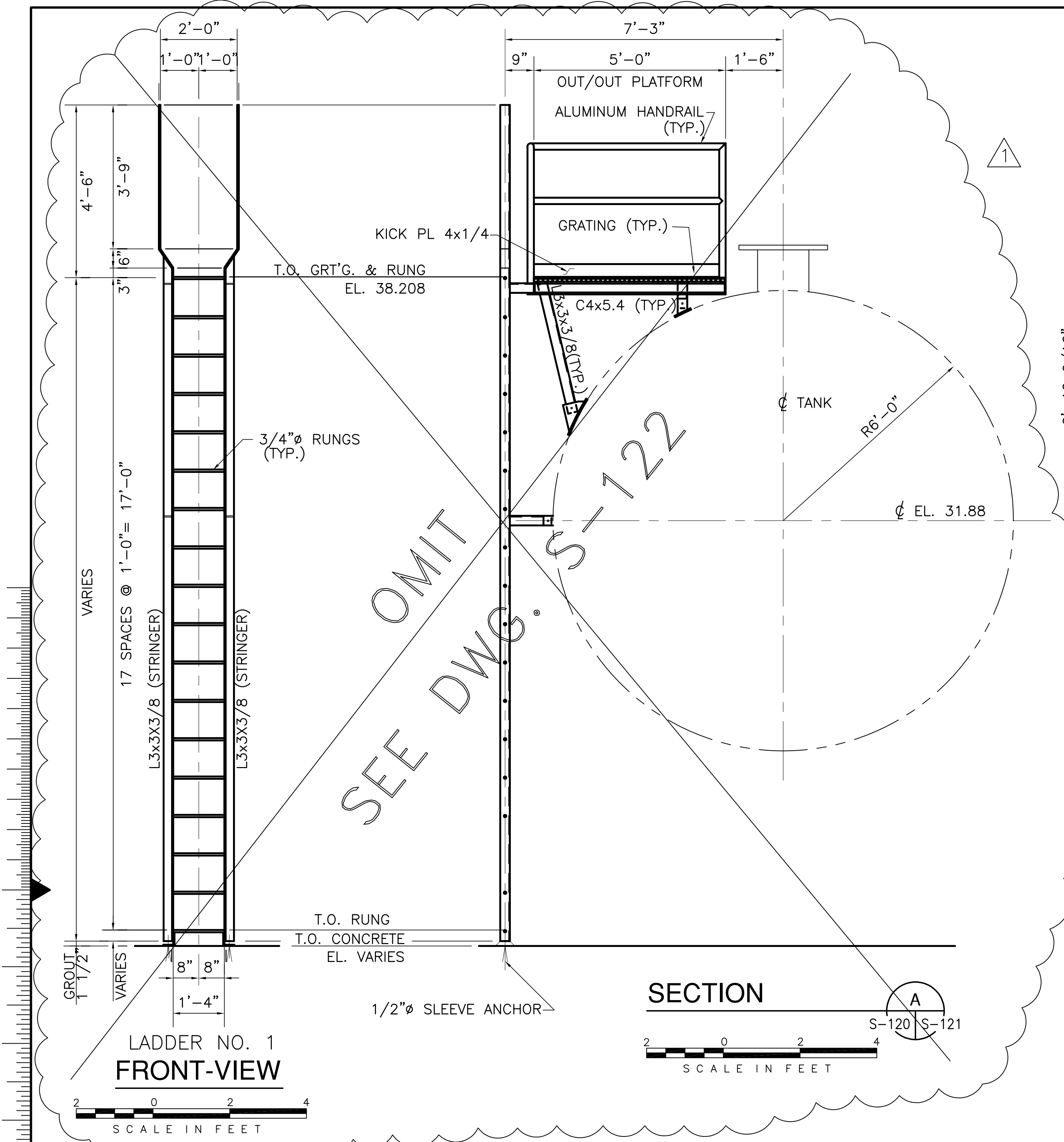


Scale For Microfilming
Inches
Millimeters

COPYRIGHT ©2001 BY BURNS & McDONNELL ENGINEERING COMPANY, INC.

Burns & McDonnell ENGINEERS, ARCHITECTS, CONSULTANTS METairie, LOUISIANA 70006 (504) 454-3866 License No. EB00008095		DRAWN: JCF CHECKED: EJM DESIGN: J.L.B. R/G DATE: 5/10/2001	NO. DWG: CHKO DATE:
EVERGLADES CONSTRUCTION PROJECT STORMWATER TREATMENT AREA NO. 3/4 PUMP STATIONS G-370 & G-372 FUEL OIL STORAGE AREA PLAN		JCF EJM J.L.B. R/G DATE: 5/10/2001	NO. DWG: CHKO DATE:
SOUTH FLORIDA WATER MANAGEMENT DISTRICT EVERGLADES CONSTRUCTION PROJECT 3301 GUN CLUB ROAD WEST PALM BEACH, FLORIDA 33406		USBI DER 7-11-01 REVISED PER ADDENDUM NO. 4 USBI DER 6-01-01 REVISED PER ADDENDUM NO. 1 NO. DWG: CHKO DATE:	REVISIONS A B C D E F G H I J
CONTRACT NO. C-E304 DWG. NO. S-120		Rodney J. Gannuch, P.E. FLA. C.E. REG. NO. 53545	

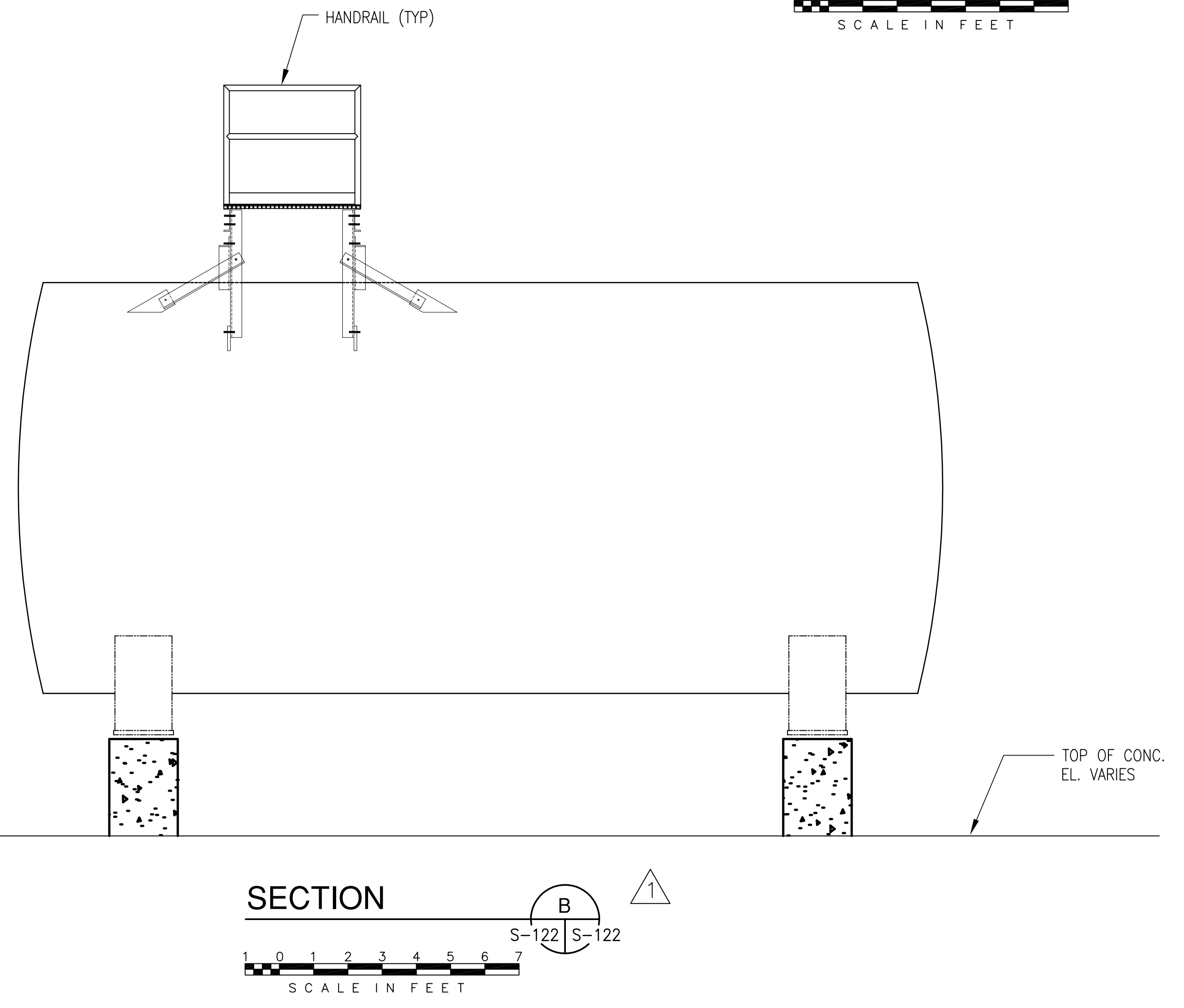
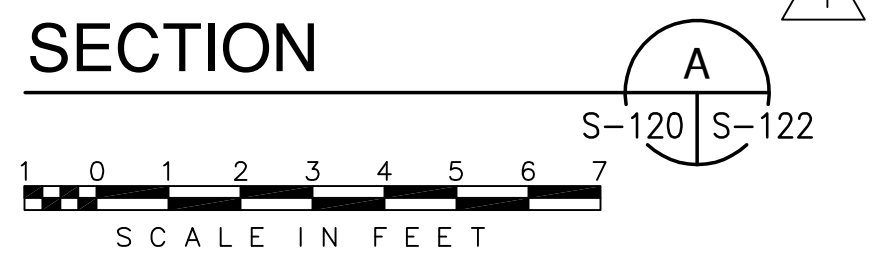
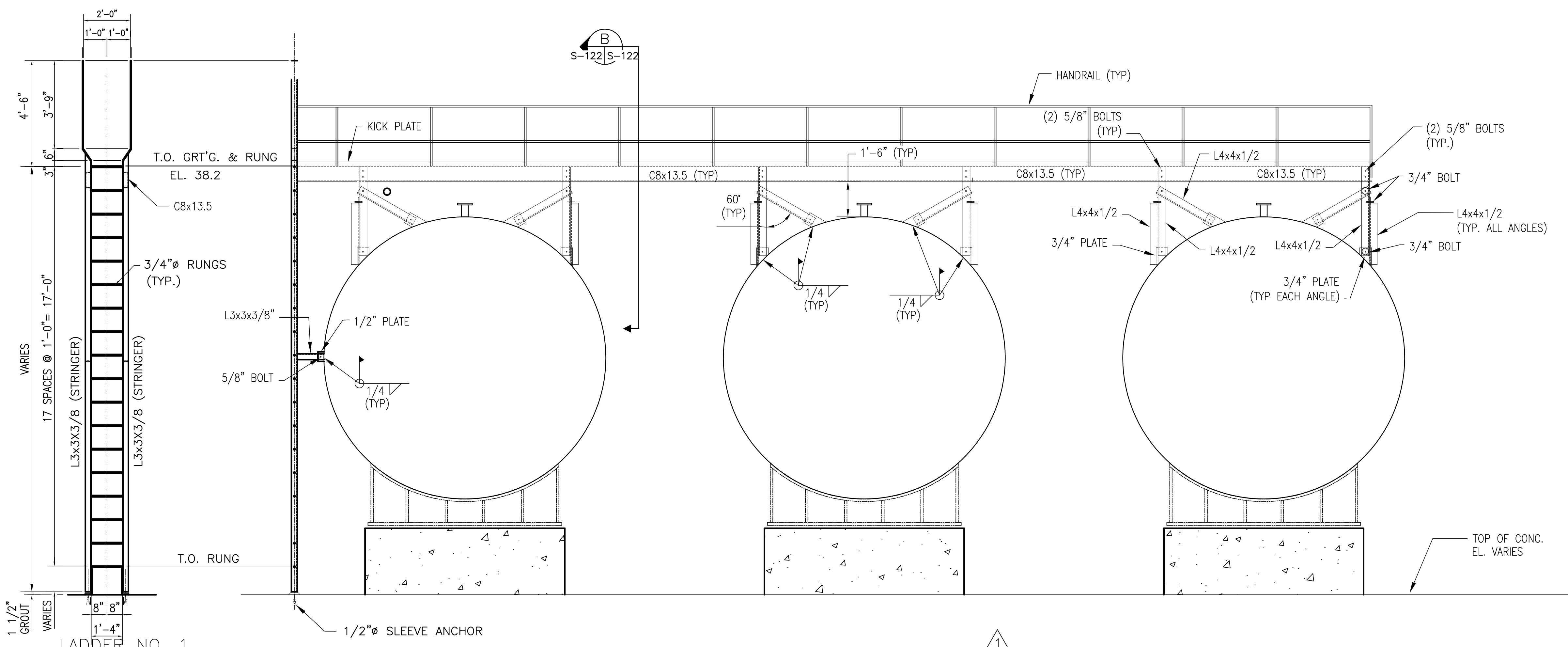
"RECORD DRAWINGS"



<p>Burns & McDonnell SINCE 1933 9400 WARD PARKWAY KANSAS CITY, MO. 64114 Certification: EB0000263 BMGD 24930</p>		<p>Brown Cunningham Gannuch ENGINEERS - ARCHITECTS - CONSULTANTS 270 WINDSOR ST. METairie, LOUISIANA 70006 (504) 454-3866 License No. EB00008995</p>																	
<p>EVERGLADES CONSTRUCTION PROJECT STORMWATER TREATMENT AREA NO. 3/4 PUMP STATIONS G-370 & G-372</p>	<p>PUMP STATION G-370 FUEL OIL STORAGE SECTIONS & DETAILS</p>	<p>SOUTH FLORIDA WATER MANAGEMENT DISTRICT</p>	<p>EVERGLADES CONSTRUCTION PROJECT 3301 GUN CLUB ROAD WEST PALM BEACH, FLORIDA 33406</p>																
<p>CONTRACT NO. C-E304 DWG. NO. S-121</p>		<p>REVISIONS</p> <table border="1"> <tr> <th>NO.</th> <th>DATE</th> <th>CHKD</th> <th>DATE</th> </tr> <tr> <td>1</td> <td>5/10/2001</td> <td>JSB</td> <td>6-01-01</td> </tr> <tr> <td>2</td> <td></td> <td>DER</td> <td>6-01-01</td> </tr> <tr> <td>3</td> <td></td> <td>REVISED PER APPENDUM NO.1</td> <td></td> </tr> </table>		NO.	DATE	CHKD	DATE	1	5/10/2001	JSB	6-01-01	2		DER	6-01-01	3		REVISED PER APPENDUM NO.1	
NO.	DATE	CHKD	DATE																
1	5/10/2001	JSB	6-01-01																
2		DER	6-01-01																
3		REVISED PER APPENDUM NO.1																	

"RECORD DRAWINGS"

COPYRIGHT ©2001 BY BURNS & McDONNELL ENGINEERING COMPANY, INC.

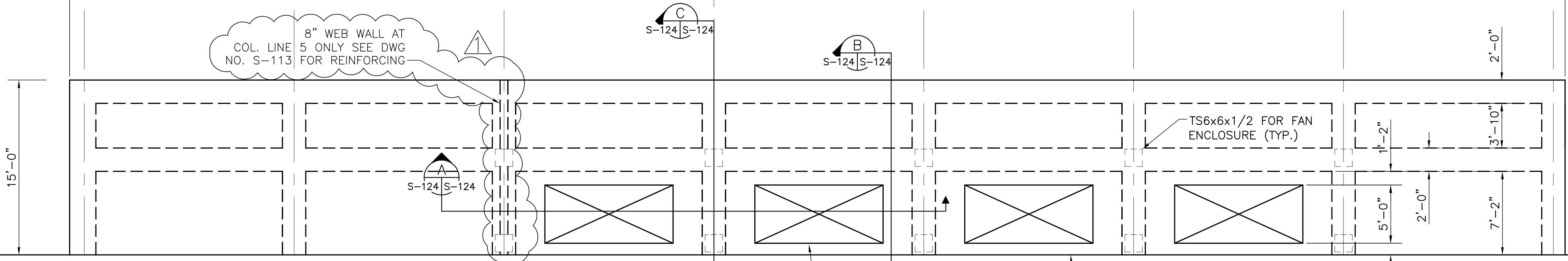
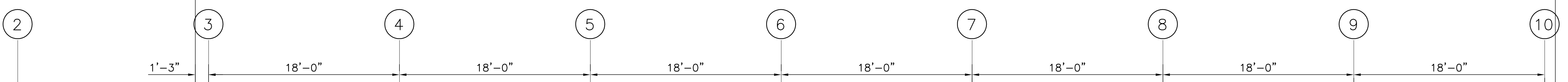


Scale For Microfilming
Inches
Millimeters

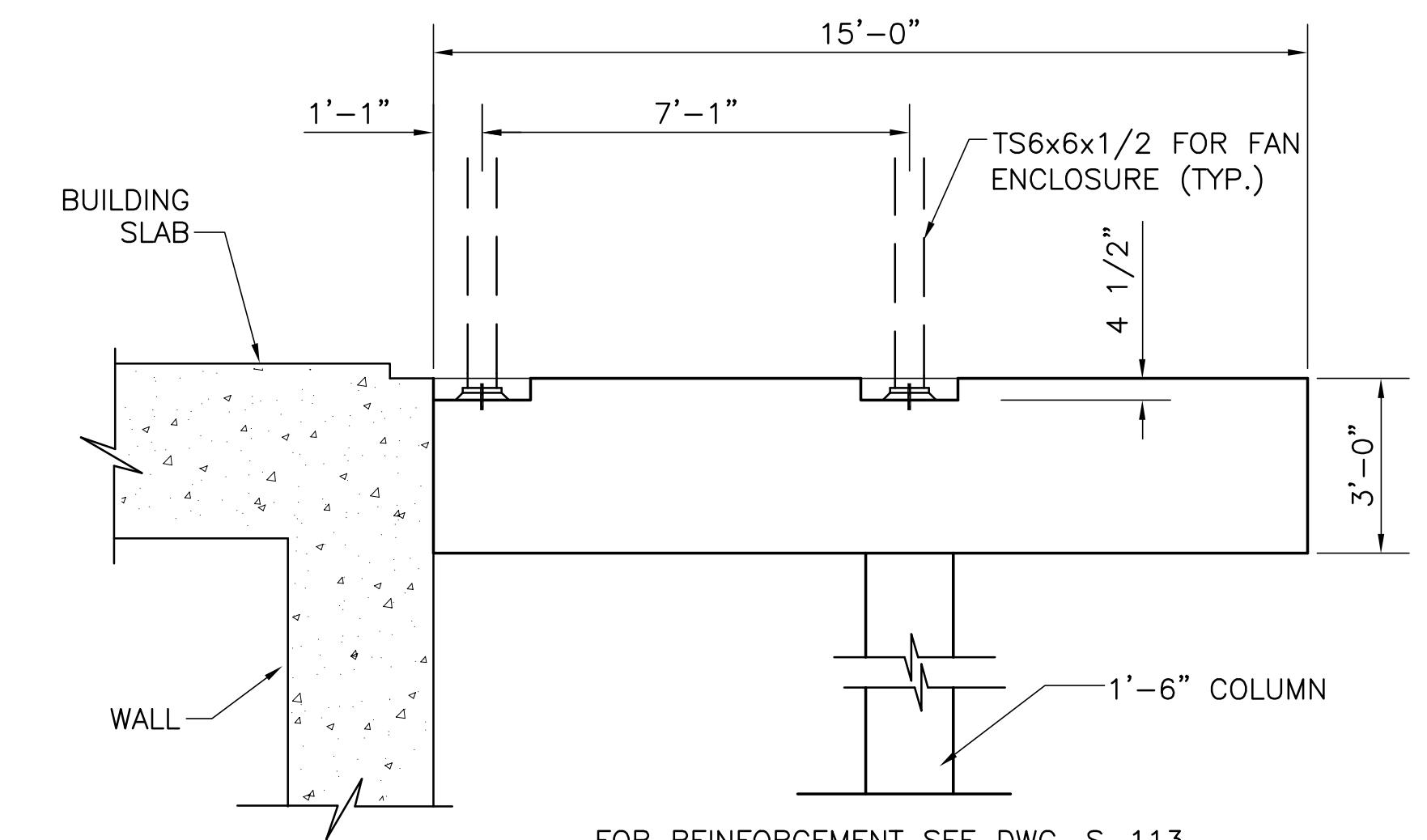
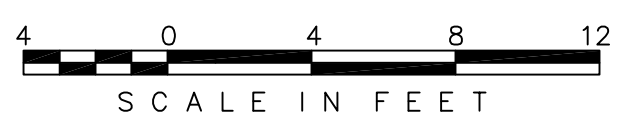
COPYRIGHT ©2001 BY BURNS & McDONNELL ENGINEERING COMPANY, INC.

<p>Brown Cunningham Gannuch ENGINEERS - ARCHITECTS - CONSULTANTS 9400 WARD PARKWAY KANSAS CITY, MO 64114 METABRE, LOUISIANA 70006 (504) 454-3866 License No. EB00008095</p>		DRAWN: JSB CHKD: DER DESIGN: DER CHKD: DER DATE: 6/01/2001	NO. DWG: 6-01-01 DATE: 6/01/2001 CHKO: DER REVISIONS:
<p>Burns & McDonnell SINCE 1898 9400 WARD PARKWAY KANSAS CITY, MO 64114 Certification: EB0000253 BMCD 24930</p>		EVERGLADES CONSTRUCTION PROJECT STORMWATER TREATMENT AREA NO. 3/4 PUMP STATIONS G-370 & G-372 PUMP STATION G-370 FUEL OIL STORAGE SECTIONS AND DETAILS	
SOUTH FLORIDA WATER MANAGEMENT DISTRICT EVERGLADES CONSTRUCTION PROJECT 3301 GUN CLUB ROAD WEST PALM BEACH, FLORIDA 33406		CONTRACT NO. C-E304 DWG. NO. S-122	

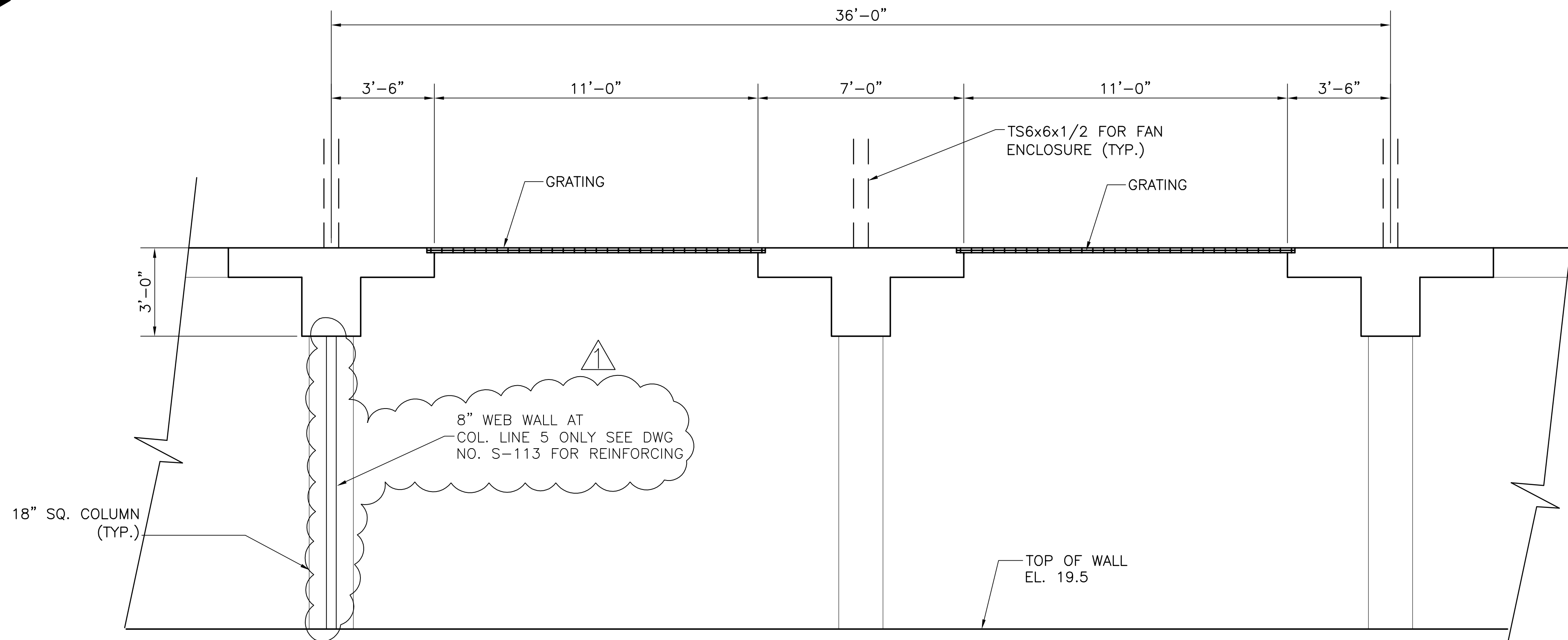
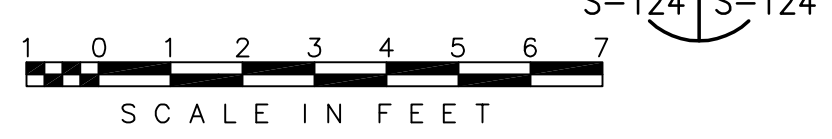
"RECORD DRAWINGS"



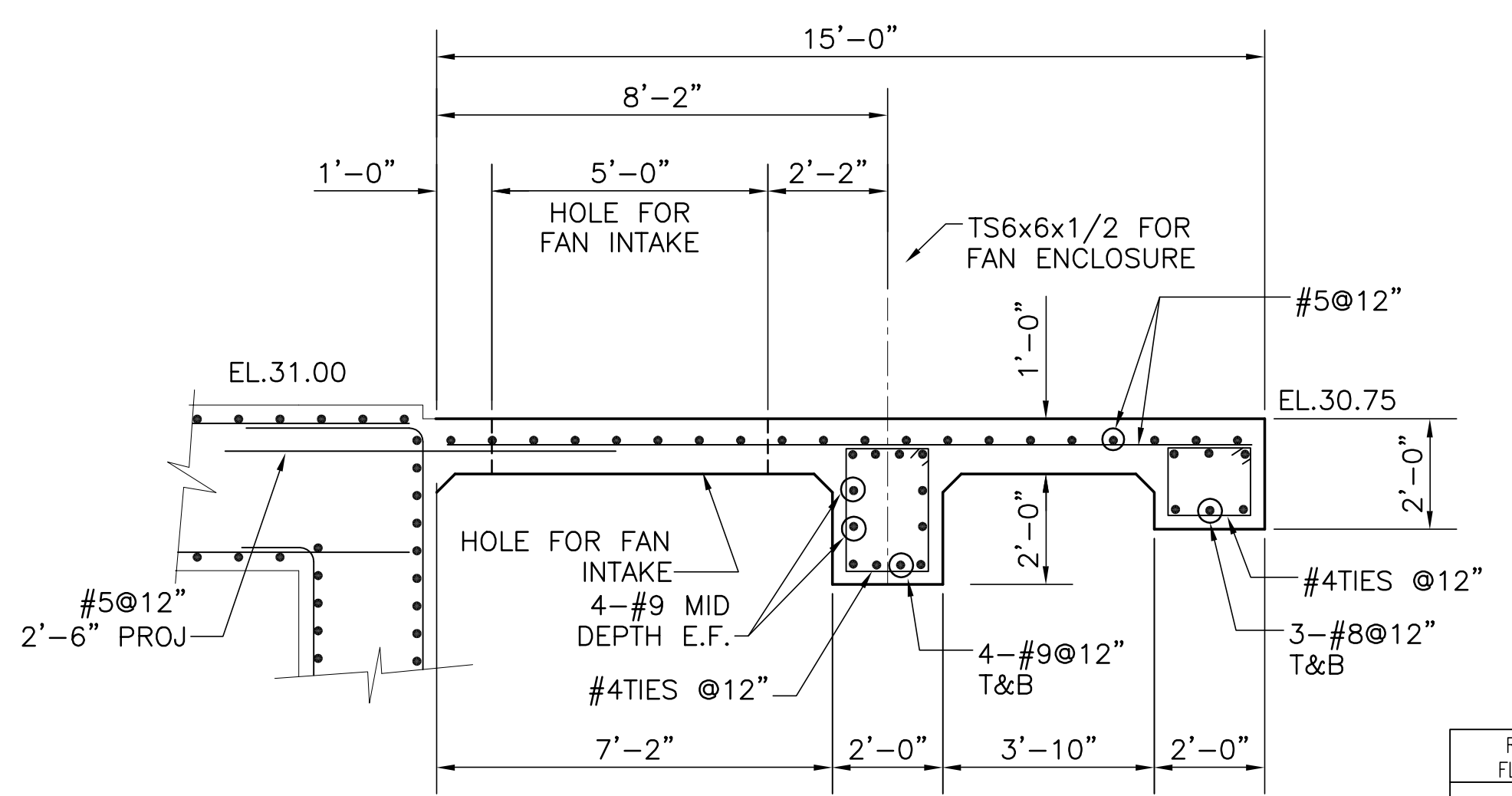
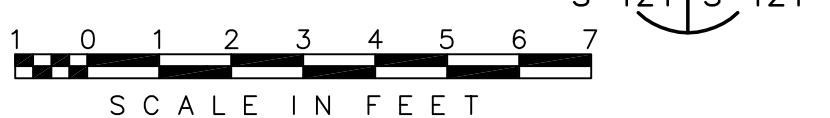
PLAN VIEW



SECTION C-C



SECTION A-A



SECTION B-B



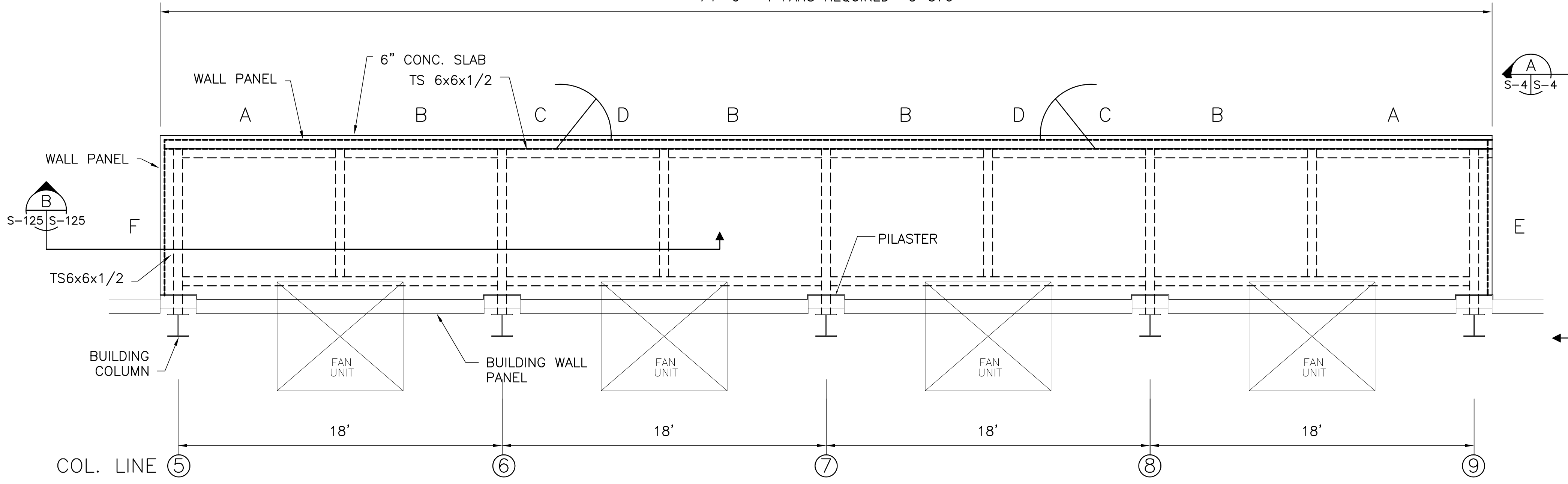
COPYRIGHT ©2001 BY BURNS & MCDONNELL ENGINEERING COMPANY, INC.

<p>Brown Cunningham Gannuch ENGINEERS, ARCHITECTS & CONSULTANTS METAFARE, LOUISIANA 70006 (504) 454-3866 License No. EB00008095</p>	<p>EVERGLADES CONSTRUCTION PROJECT STORMWATER TREATMENT AREA NO. 3/4 PUMP STATIONS G-370 & G-372 STATION G-370 TYPICAL WALKWAY DETAILS</p>	<p>SOUTH FLORIDA WATER MANAGEMENT DISTRICT EVERGLADES CONSTRUCTION PROJECT 3301 GUN CLUB ROAD WEST PALM BEACH, FLORIDA 33406</p>	<p>CONTRACT NO. C-E304 DWG. NO. S-124</p>																																												
<p>REVISIONS</p> <table border="1"> <tr> <th>NO.</th> <th>DATE</th> <th>CHKD</th> <th>DATE</th> </tr> <tr> <td>1</td> <td>5/10/2001</td> <td>CHKO</td> <td></td> </tr> <tr> <td>2</td> <td></td> <td></td> <td></td> </tr> <tr> <td>3</td> <td></td> <td></td> <td></td> </tr> <tr> <td>4</td> <td></td> <td></td> <td></td> </tr> <tr> <td>5</td> <td></td> <td></td> <td></td> </tr> <tr> <td>6</td> <td></td> <td></td> <td></td> </tr> <tr> <td>7</td> <td></td> <td></td> <td></td> </tr> <tr> <td>8</td> <td></td> <td></td> <td></td> </tr> <tr> <td>9</td> <td></td> <td></td> <td></td> </tr> <tr> <td>10</td> <td></td> <td></td> <td></td> </tr> </table>	NO.	DATE	CHKD	DATE	1	5/10/2001	CHKO		2				3				4				5				6				7				8				9				10				<p>REVISIONS</p>	<p>REVISIONS</p>	<p>REVISIONS</p>
NO.	DATE	CHKD	DATE																																												
1	5/10/2001	CHKO																																													
2																																															
3																																															
4																																															
5																																															
6																																															
7																																															
8																																															
9																																															
10																																															

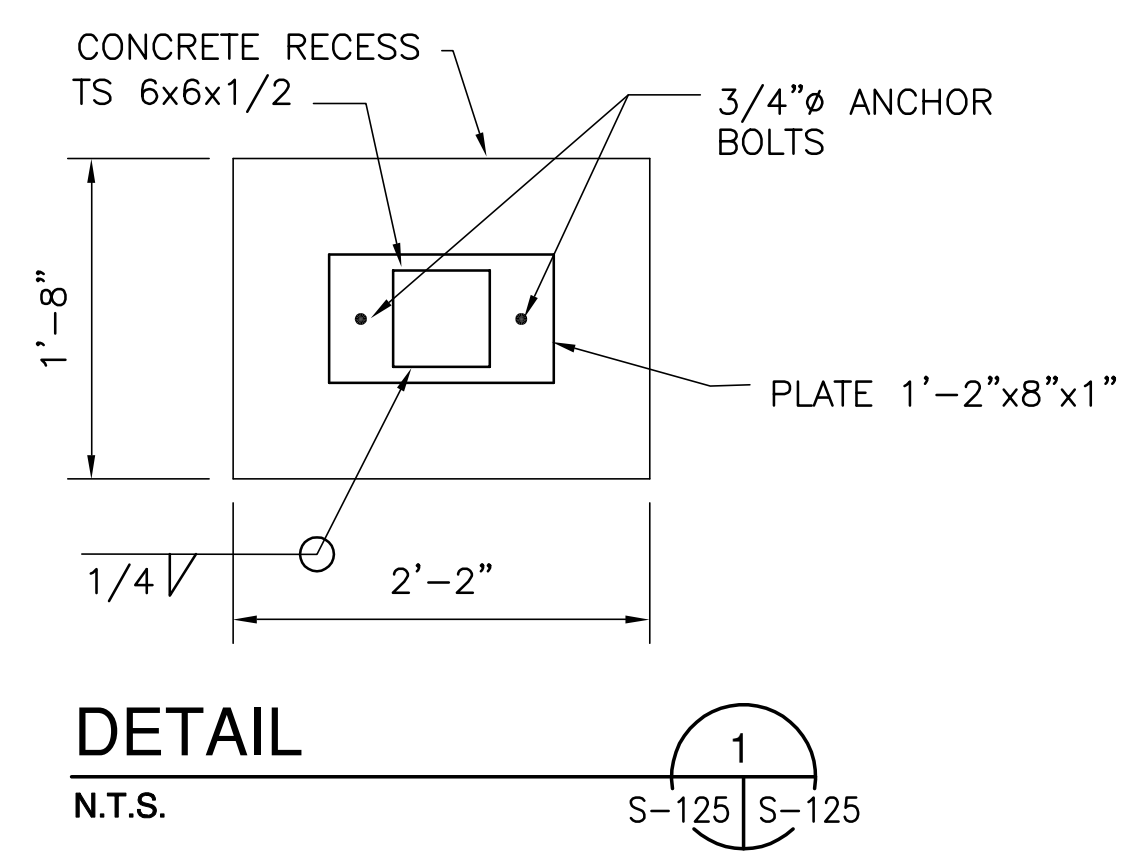
Rodney J. Gannuch, P.E.
FLA. C.E. REG. NO. 53545

"RECORD DRAWINGS"

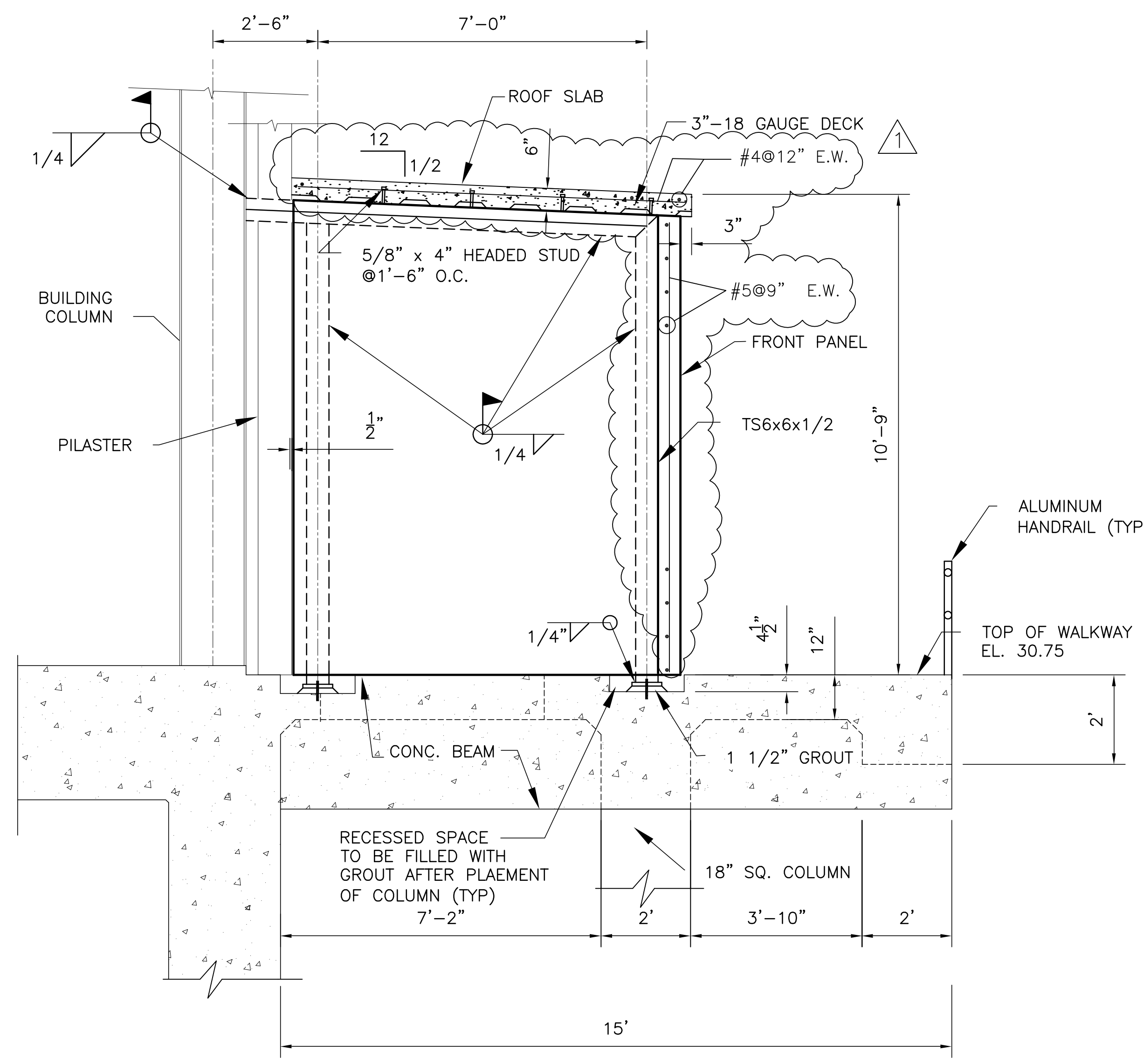
74'-0" 4 FANS REQUIRED G-370



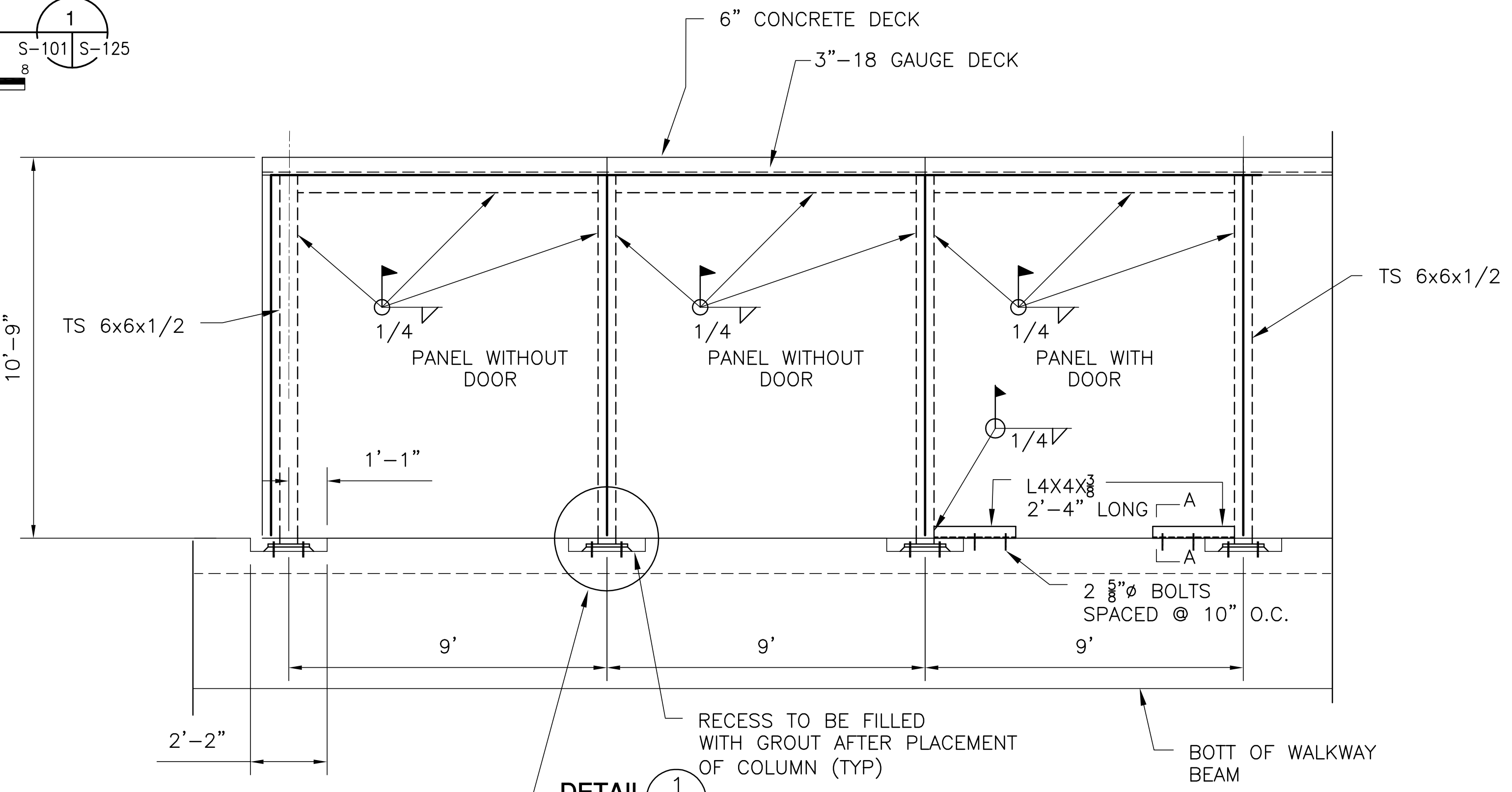
PLAN VIEW
 SCALE IN FEET
 1
 S-101 S-125



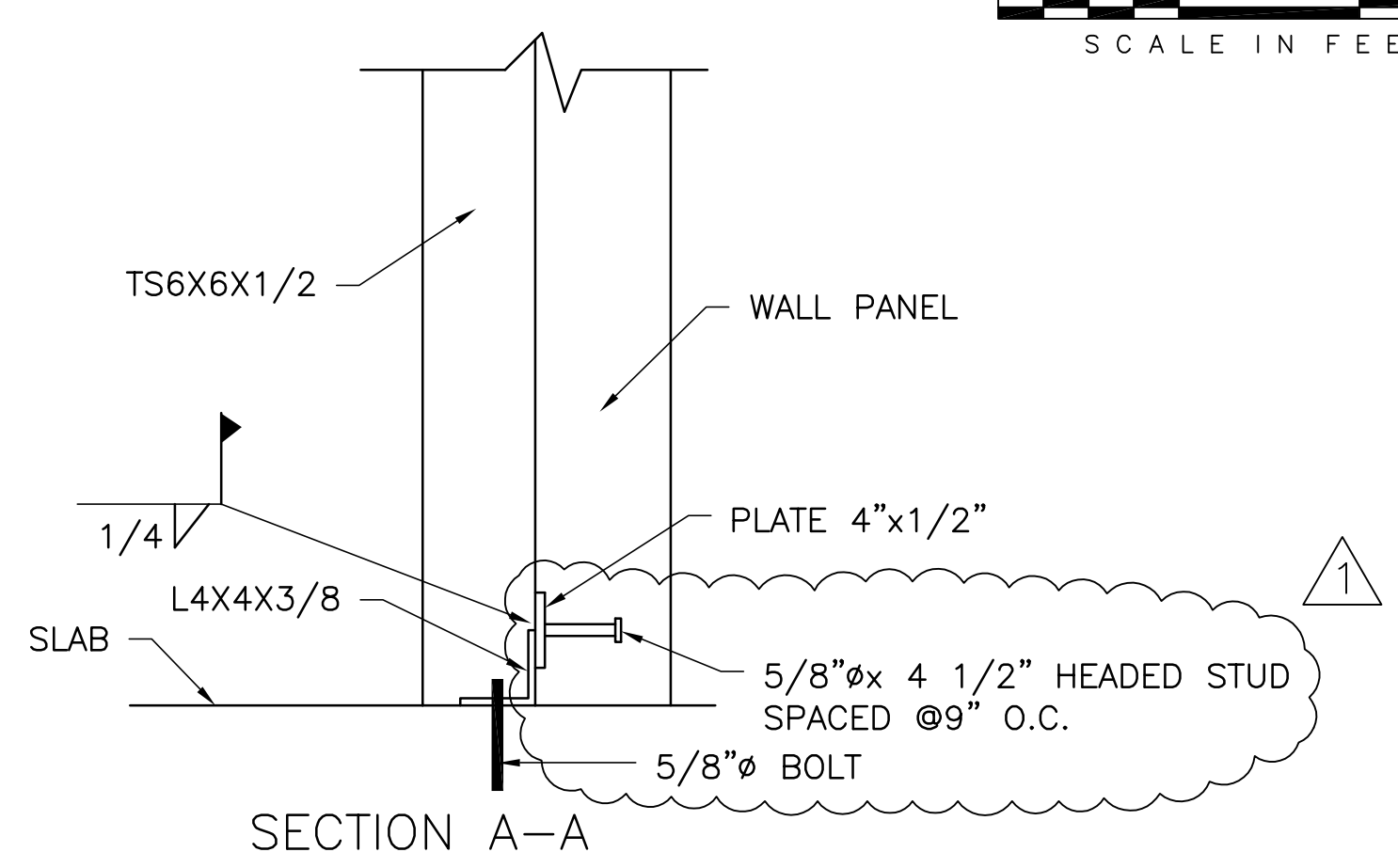
DETAIL 1
 N.T.S.
 S-125 S-125



PARTIAL SECTION A-A
 SCALE IN FEET
 S-125 S-125



PARTIAL SECTION B-B
 SCALE IN FEET
 S-125 S-125



SECTION A-A

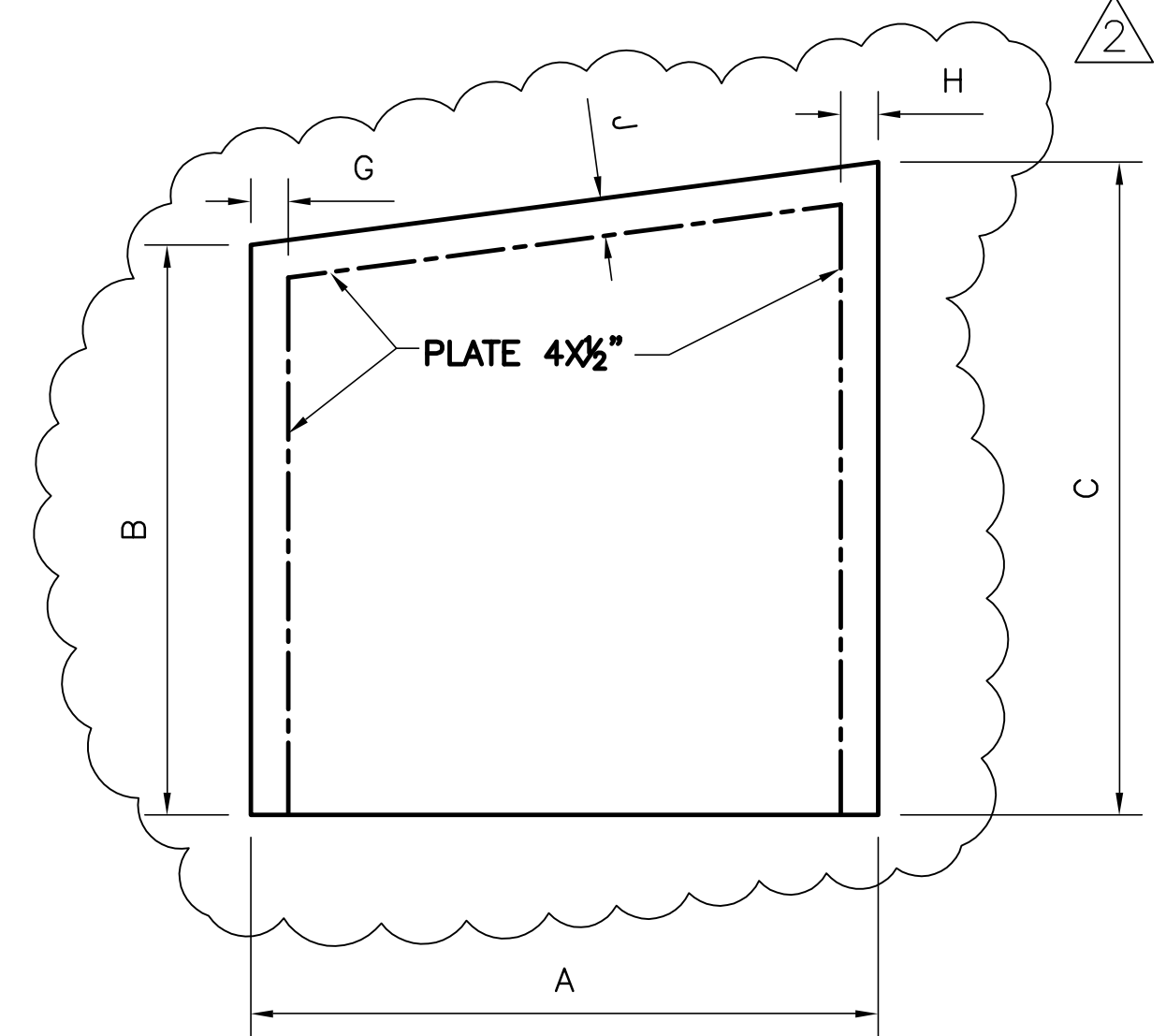
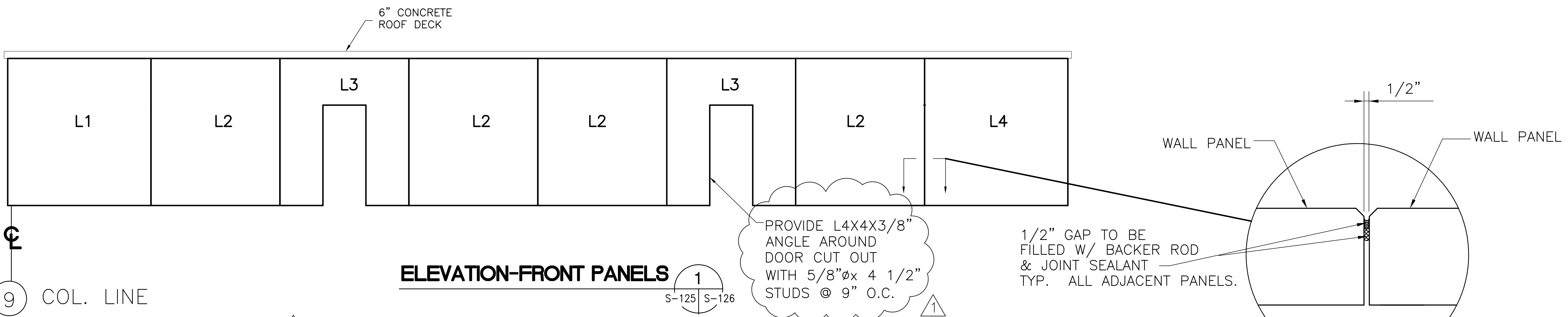
COPYRIGHT ©2001 BY BURNS & McDONNELL ENGINEERING COMPANY, INC.

Scale For Microfilming
 Millimeters
 Inches

<p>Brown Cunningham Gannuch ARCHITECTS - CONSULTANTS 9400 WARD PARKWAY METairie, LOUISIANA 70006 (504) 454-3866 License No. EB0008095</p>	
<p>EVERGLADES CONSTRUCTION PROJECT STORMWATER TREATMENT AREA NO. 3/4 PUMP STATIONS G-370 & G-372 INTAKE FAN ENCLOSURE</p>	<p>SOUTH FLORIDA WATER MANAGEMENT DISTRICT EVERGLADES CONSTRUCTION PROJECT 3301 GUN CLUB ROAD WEST PALM BEACH, FLORIDA 33406</p>
<p>DRAWN: JSB CHKD: EJM DESIGN: DER R/G: R/G CHKD: CHKD DATE: 5/10/2001</p>	<p>NO. DWG: CHKD DATE: DATE REVISIONS</p>
<p>CONTRACT NO. C-E304 DWG. NO. S-125</p>	

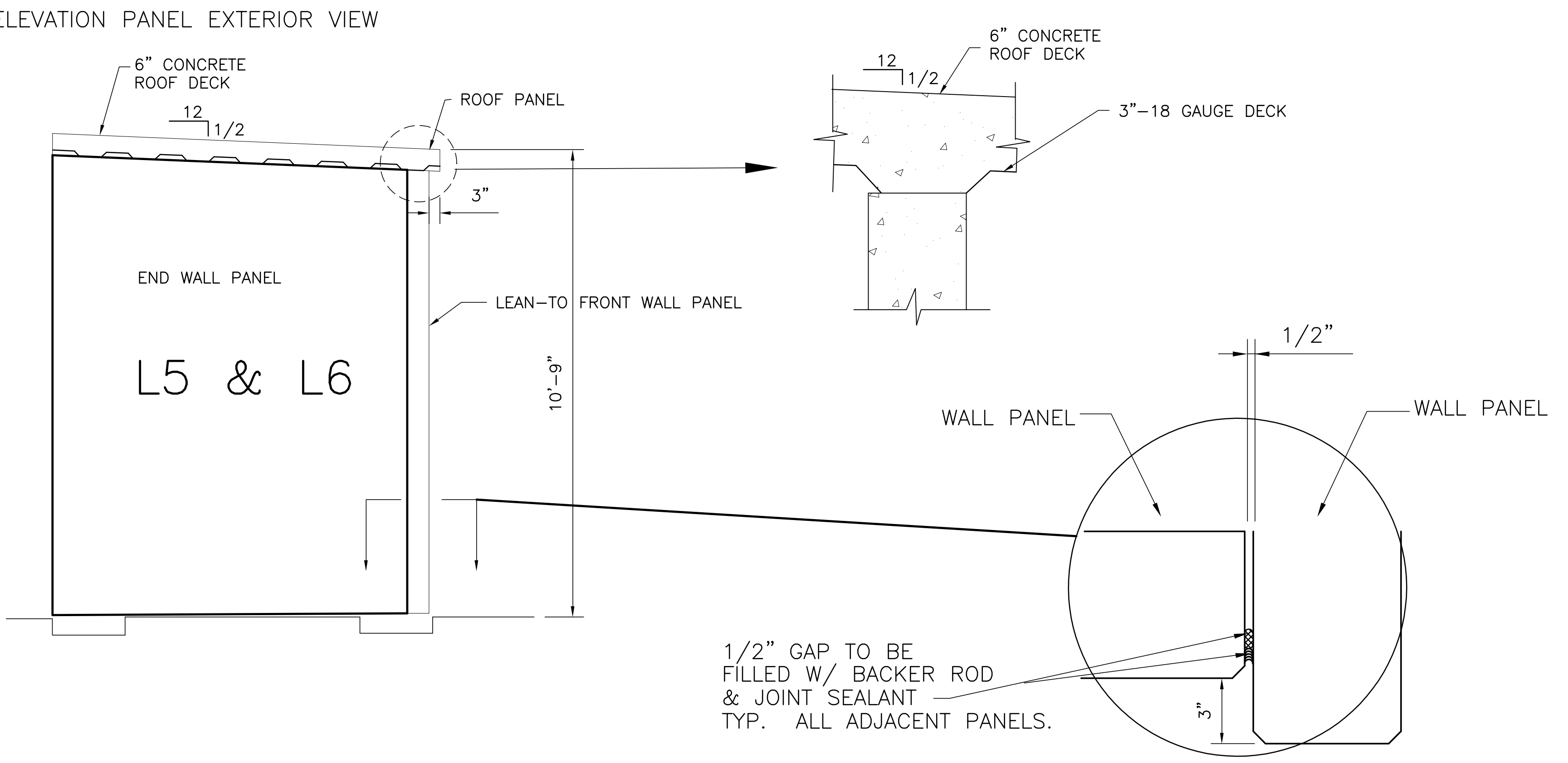
Rodney J. Gannuch, P.E.
 FLA. C.E. REG. NO. 53545

"RECORD DRAWINGS"



LEAN-TO WALL PANELS									
PANEL NUMBER	"A"	"B"	"C"	"D"	"E"	"F"	"G"	"H"	"J"
L1	9'-8 1/4"	10'-3"	10'-3"	-	-	-	0'-9"	0' 2 1/2"	0'-5 1/2"
L2	8'-11 1/2"	10'-3"	10'-3"	-	-	-	0'-2 1/2"	0'-2 1/2"	0'-5 1/2"
L3	8'-11 1/2"	10'-3"	10'-3"	2'-7 1/2"	3'-8 1/2"	7'-4 1/4"	0'-2 1/2"	0'-2 1/2"	0'-5 1/2"
L4	9'-8 1/4"	10'-3"	10'-3"	-	-	-	0'-2 1/2"	0'-9"	0'-5 1/2"
L5	8'-0 1/4"	10'-3"	10'-7"	-	-	-	1'-0 3/4"	0'-5 1/2"	0'-5 1/2"
L6	8'-0 1/4"	10'-7"	10'-3"	-	-	-	0'-5 1/2"	1'-0 3/4"	0'-5 1/2"

PILASTER HEIGHTS					NOTE: REFER TO SHEET SS-5 FOR PILASTER SECTIONS.
COLUMN LINE	COLUMN LINE	LOWER SEGMENT	MIDDLE SEGMENT	UPPER SEGMENT	
SA	S1	20'-3"	-	22'-6"	
SA	S2	20'-3"	-	22'-6"	
SA	S3	20'-3"	-	22'-6"	
SA	S4	20'-3"	-	22'-6"	
SA	S5	20'-3"	-	22'-6"	
SA	S6	20'-3"	-	22'-6"	
SA	S7	20'-3"	-	22'-6"	
SA	S8	20'-3"	-	22'-6"	
SA	S9	20'-3"	-	22'-6"	
SA	S10	20'-3"	-	22'-6"	
SA	S11	20'-3"	-	22'-6"	
SF	S1	20'-3"	-	19'-6"	
SF	S2	20'-3"	-	19'-6"	
SF	S3	20'-3"	-	19'-6"	
SF	S4	20'-3"	-	19'-6"	
SF	S5	10'-4"	9'-3"	19'-6"	
SF	S6	10'-4"	9'-3"	19'-6"	
SF	S7	10'-4"	9'-3"	19'-6"	
SF	S8	10'-4"	9'-3"	19'-6"	
SF	S9	10'-4"	9'-3"	19'-6"	
SF	S10	20'-3"	-	19'-6"	
SF	S11	20'-3"	-	19'-6"	
S1	SB	20'-3"	-	22'-6"	
S1	SC	20'-3"	-	22'-6"	
S1	SD	20'-3"	-	22'-6"	
S11	SB	20'-3"	-	22'-6"	
S11	SC	20'-3"	-	22'-6"	
S11	SD	20'-3"	-	22'-6"	

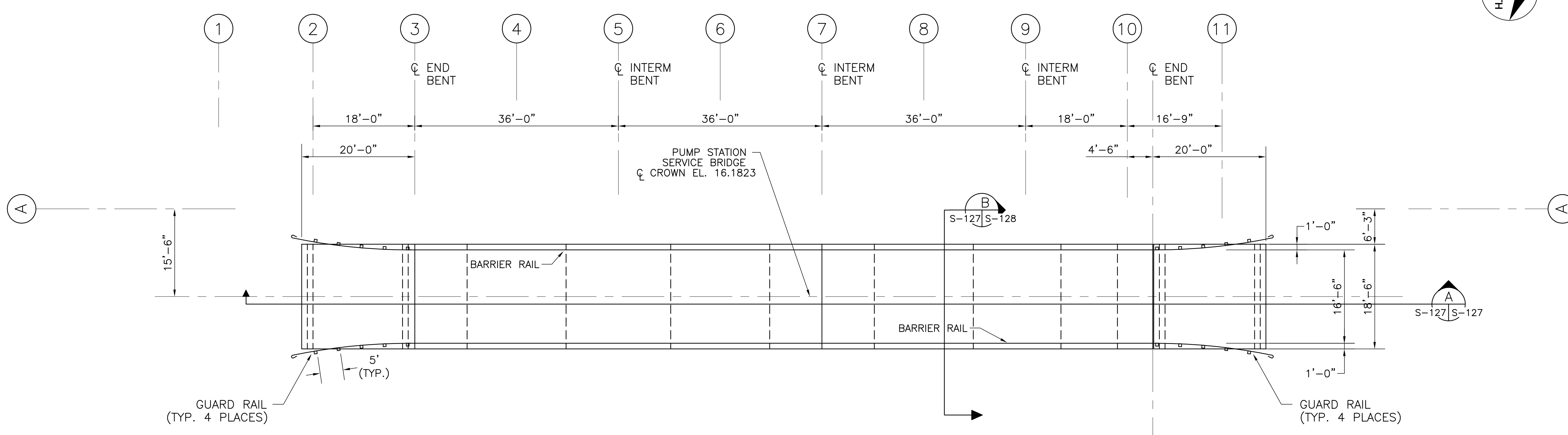


SECTION-END WALL PANELS
L5- SHOWN
L6 - OPPOSITE HAND

COPYRIGHT ©2001 BY BURNS & MCDONNELL ENGINEERING COMPANY, INC.

Scale For Microfilming
 Millimeters
 Inches

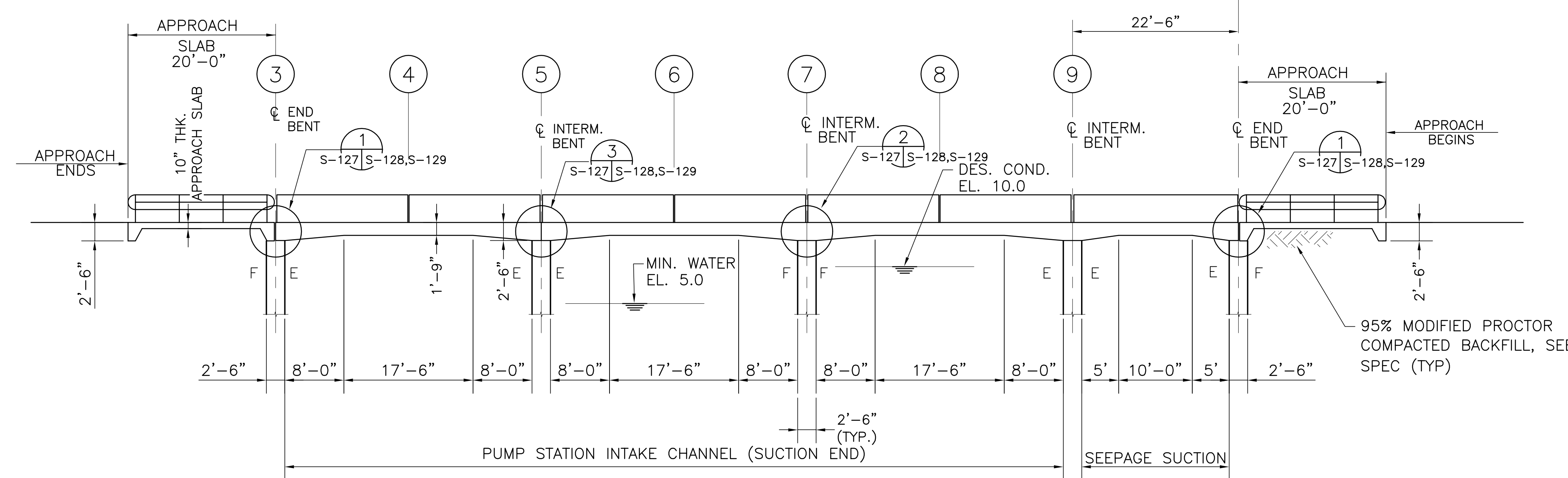
 BROWN CUNNINGHAM GANNUCH ENGINEERS, ARCHITECTS & CONSULTANTS METairie, LOUISIANA 70006 (504) 454-3866 License No. EB00008095	DRAWN: SFS CHKD: EJM DESIGN: DER R/G: R/G CHKD: CHKD DATE: 5/10/2001	NO. 1 DATE NO. 2 DATE NO. 3 DATE NO. 4 DATE NO. 5 DATE NO. 6 DATE NO. 7 DATE NO. 8 DATE NO. 9 DATE NO. 10 DATE NO. 11 DATE NO. 12 DATE NO. 13 DATE NO. 14 DATE NO. 15 DATE NO. 16 DATE
 BURNS & MCDONNELL SINCE 1888 9400 WARD PARKWAY KANSAS CITY, MO. 64114 Certification: EB0000253 BMH 24930	EVERGLADES CONSTRUCTION PROJECT STORMWATER TREATMENT AREA NO. 3/4 PUMP STATIONS G-370 & G-372 STATIONS G-370 PANEL FOR ENCLOSURE	SOUTH FLORIDA WATER MANAGEMENT DISTRICT EVERGLADES CONSTRUCTION PROJECT 3301 GUN CLUB ROAD WEST PALM BEACH, FLORIDA 33406
Rodney J. Gannuch, P.E. FLA. C.E. REG. NO. 53545	CONTRACT NO. C-E304 DWG. NO. S-126	REVISIONS



NOTE:
CATWALK OMITTED FOR CLARITY

PLAN

SCALE IN FEET



SECTION

SCALE IN FEET

- NOTES:
1. THE DESIGN WIND SPEED IS BASED ON A BASIC WIND SPEED VELOCITY OF 150 MPH ASCE 7-98 FIG. 6.1.
 2. TRAFFIC DESIGN SPEED OF BRIDGE SHALL BE 15 MPH.

Rodney J. Gannuch, P.E.
FLA. C.E. REG. NO. 53545

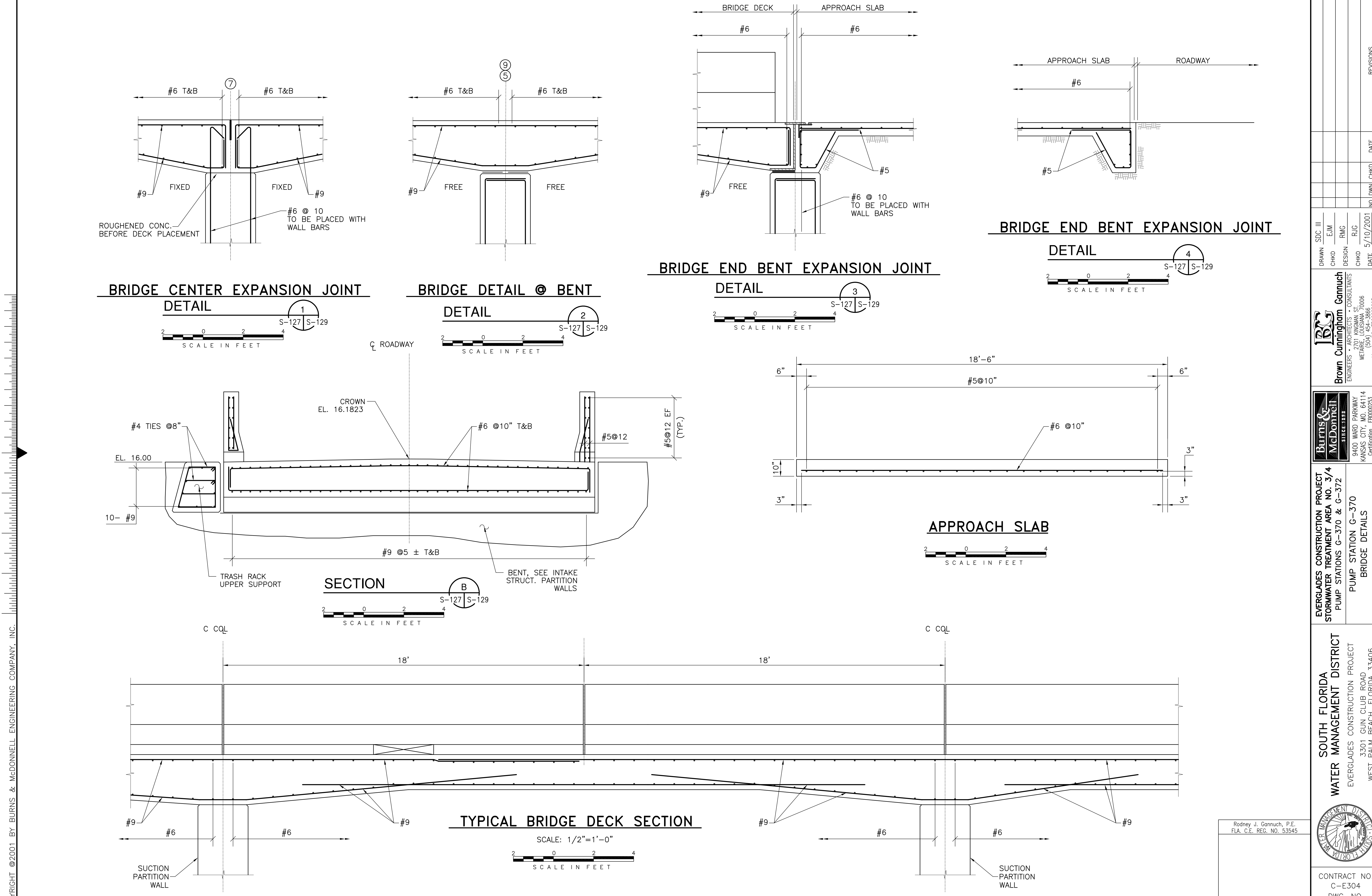
<p>Brown Cunningham Gannuch ENGINEERS - ARCHITECTS - CONSULTANTS 4700 W. UNIVERSITY BLVD., SUITE 200 METairie, LOUISIANA 70006 (504) 454-3866 License No. EB00008095</p>		DRAWN: SDG CHKD: EJM DESIGN: RMG R/G: R/G CHKD: R/G DATE: 5/10/2001	NO. DWG: CHKO DATE:	REVISIONS
<p>Burns & McDonnell SINCE 1898 9400 WARD PARKWAY KANSAS CITY, MO 64114 Central Office: EB0000253 Branch: 24930</p>		EVERGLADES CONSTRUCTION PROJECT STORMWATER TREATMENT AREA NO. 3/4 PUMP STATIONS G-370 & G-372 PUMP STATION G-370 INTAKE BASIN BRIDGE PLAN & SECTION		
SOUTH FLORIDA WATER MANAGEMENT DISTRICT EVERGLADES CONSTRUCTION PROJECT 3301 GUN CLUB ROAD WEST PALM BEACH, FLORIDA 33406		CONTRACT NO. C-E304 DWG. NO. S-127		

"RECORD DRAWINGS"

COPYRIGHT ©2001 BY BURNS & McDONNELL ENGINEERING COMPANY, INC.

Scale For Microfilming
Inches

Millimeters

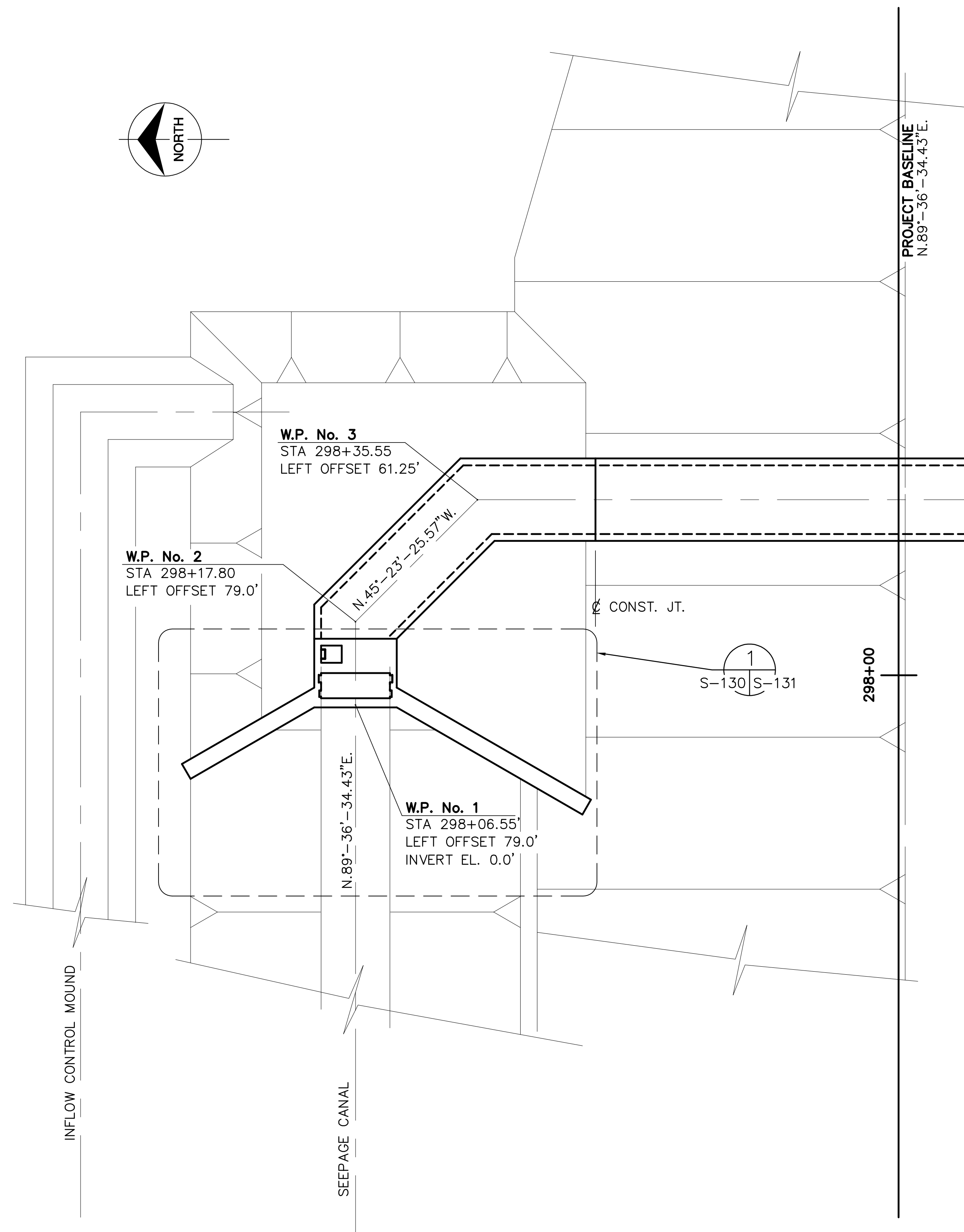
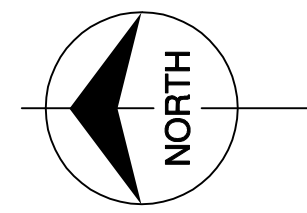


COPYRIGHT ©2001 BY BURNS & MCDONNELL ENGINEERING COMPANY, INC.

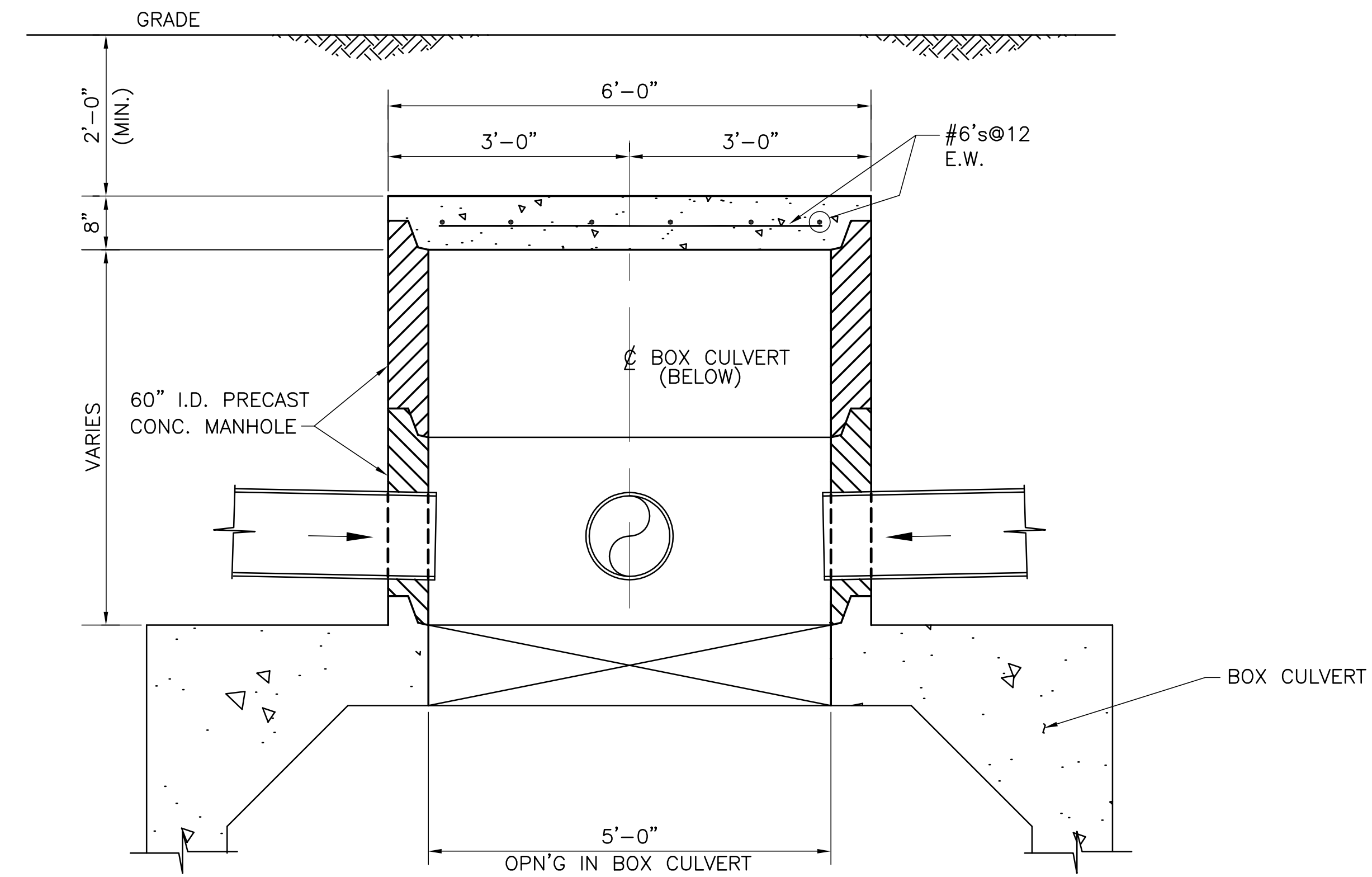
Scale For Microfilming
Inches
Millimeters

DRAWN		CHKD		DESIGN		CHKD		DATE		NO.		DWN		CHKD		DATE		REVISIONS	
SDC III		EJM		RMG		R/G		5/10/2001											
Brown Cunningham Gannuch ENGINEERS ARCHITECTS CONSULTANTS METAFRE, LOUISIANA 70006 (504) 454-3866 License No. EB00008095																			
Burns & McDonnell SINCE 1888 9400 WARD PARKWAY KANSAS CITY, MO. 64114 Certificate: EB0000253 Bldg. 24930																			
EVERGLADES CONSTRUCTION PROJECT STORMWATER TREATMENT AREA NO. 374 PUMP STATIONS G-370 & G-372 PUMP STATION G-370 BRIDGE DETAILS																			
SOUTH FLORIDA WATER MANAGEMENT DISTRICT EVERGLADES CONSTRUCTION PROJECT 3301 GUN CLUB ROAD WEST PALM BEACH, FLORIDA 33406																			
Rodney J. Gannuch, P.E. FLA. C.E. REG. NO. 53545																			
CONTRACT NO. C-E304 DWG. NO. S-129																			

"RECORD DRAWINGS"



SEEPAGE BOX CULVERT PLAN



NOTE:
SEE DWGS. S-130 & S-230 FOR DUMP BASIN
LOCATION & ELEVATION OF PIPE INVERTS.

SECTION



Rodney J. Gannuch, P.E.
FLA. C.E. REG. NO. 53545

**SOUTH FLORIDA
WATER MANAGEMENT DISTRICT**
EVERGLADES CONSTRUCTION PROJECT
3301 GUN CLUB ROAD
WEST PALM BEACH, FLORIDA 33406

EVERGLADES CONSTRUCTION PROJECT
STORMWATER TREATMENT AREA NO. 3/4
PUMP STATIONS G-370 & G-372
PUMP STATION G-370
SUB-SURFACE
BOX CULVERT PLAN

Burns & McDonnell
SINCE 1888
9400 WARD PARKWAY
KANSAS CITY, MO. 64114
Certification: ER0000253
BM# 24930

Brown Cunningham Gannuch
ENGINEERS, ARCHITECTS & CONSULTANTS
METairie, LOUISIANA 70006
(504) 454-3866
License No. EB00008095

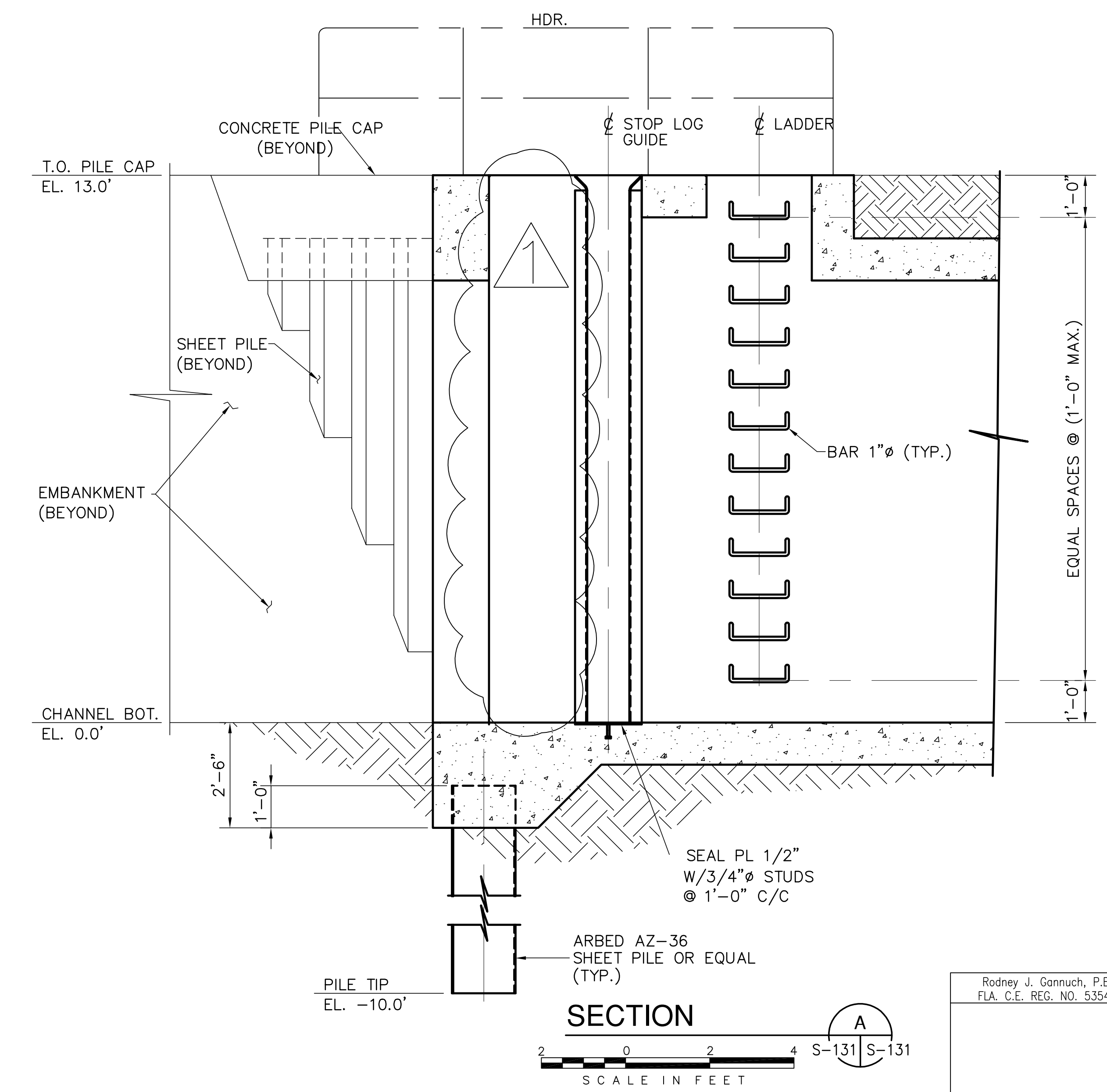
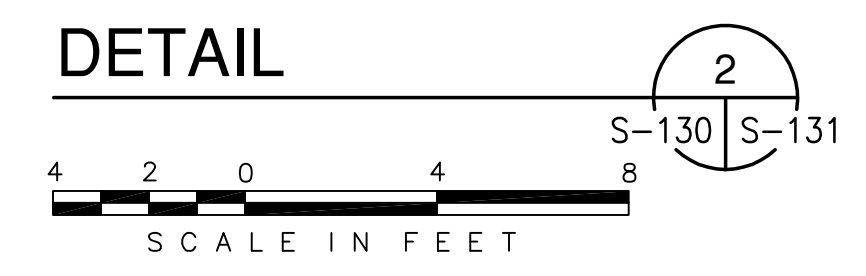
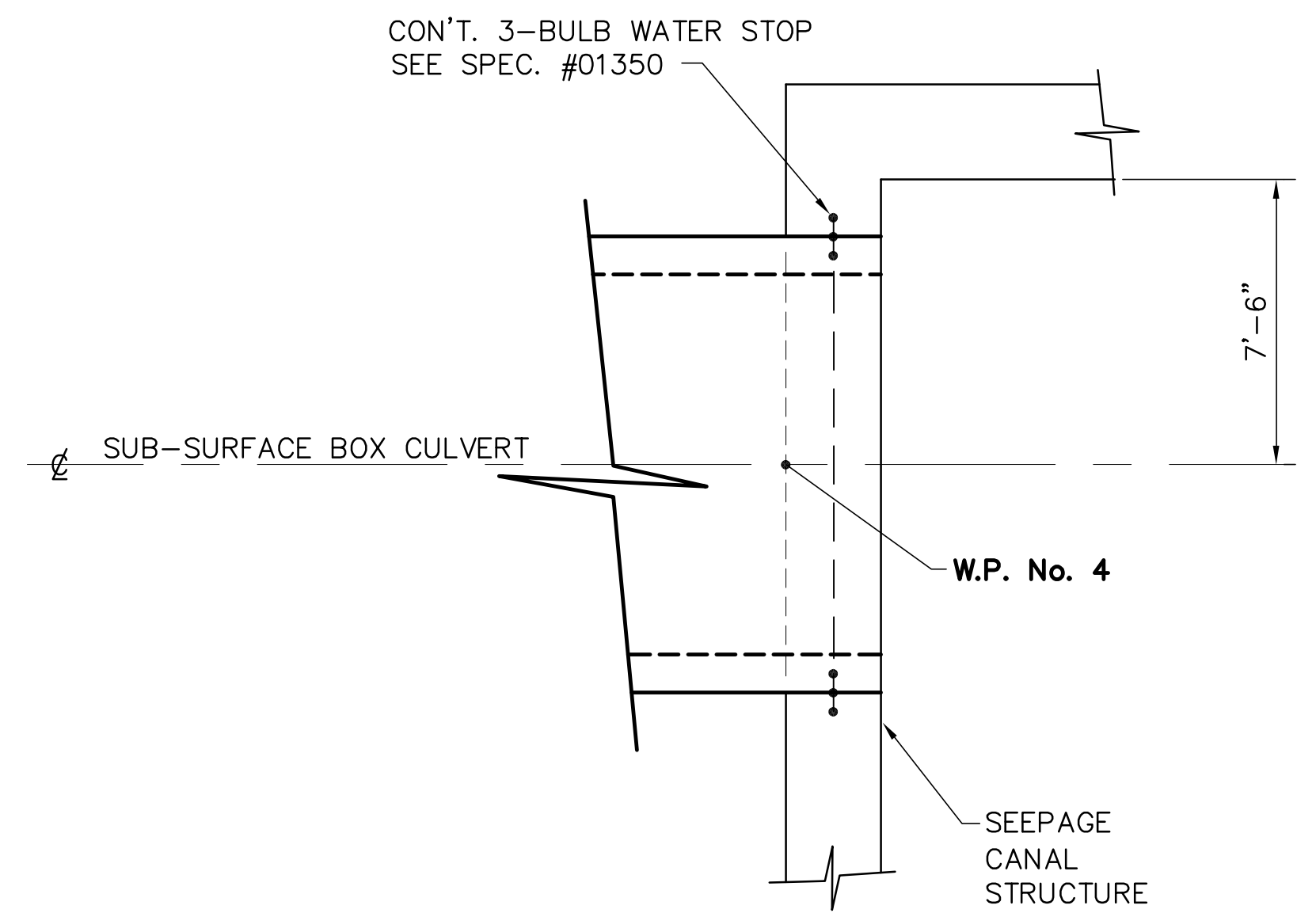
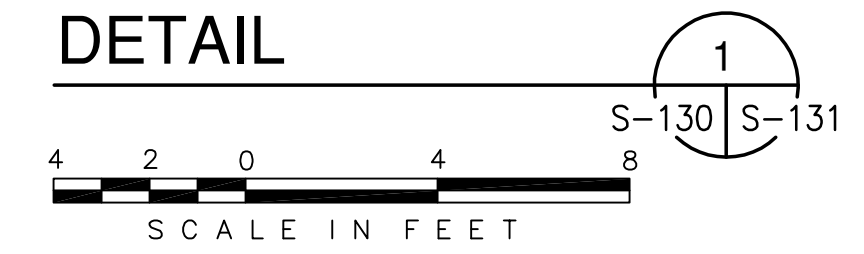
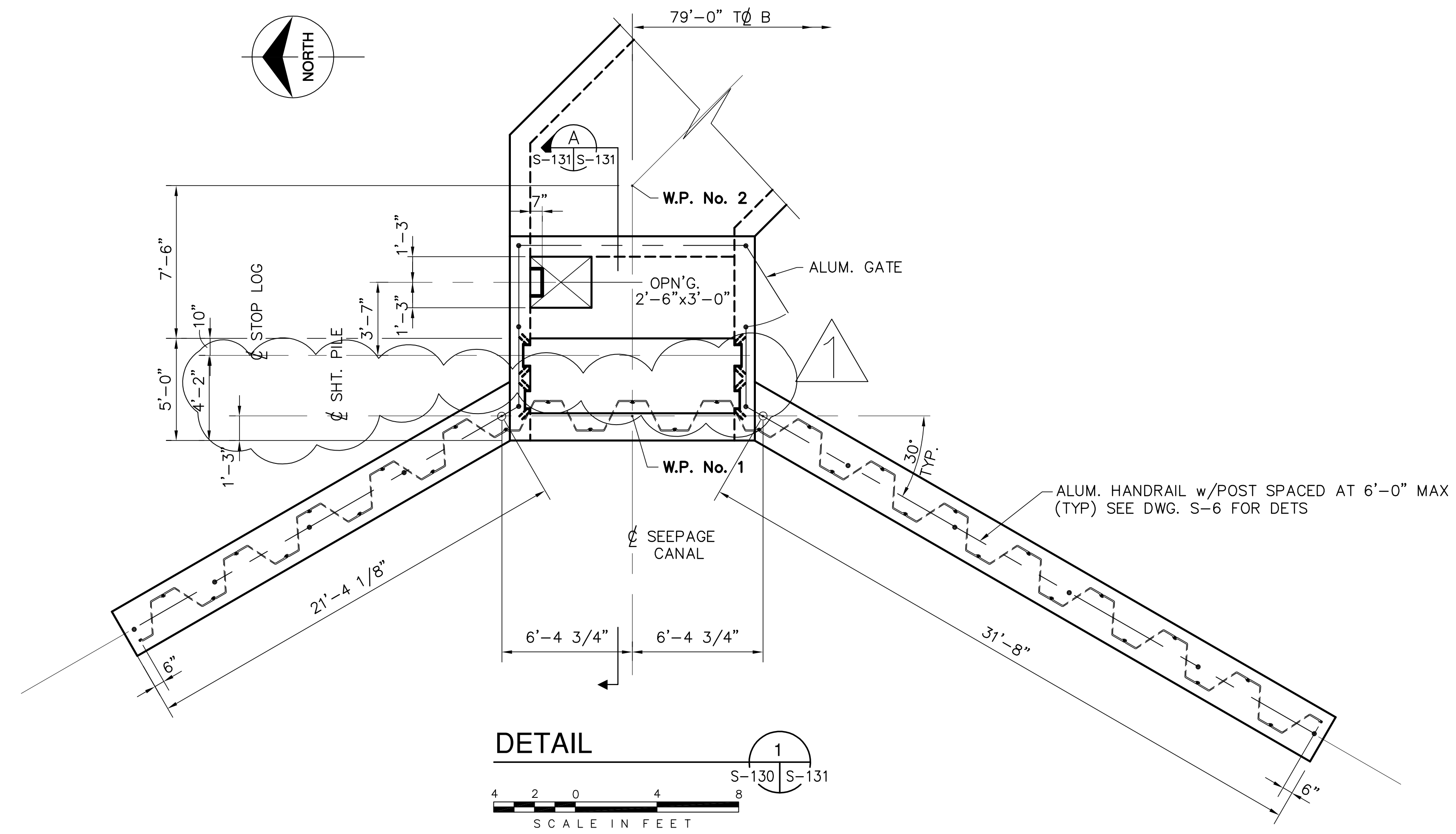
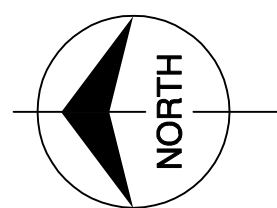
JCF	RMG	RMG	RMG	RMG
DRAWN	CHKD	DESIGN	CHKD	DATE
				5/10/2001

NO.	DWN	CHKD	DATE

REVISIONS

CONTRACT NO.
C-E304
DWG. NO.
S-130

"RECORD DRAWINGS"



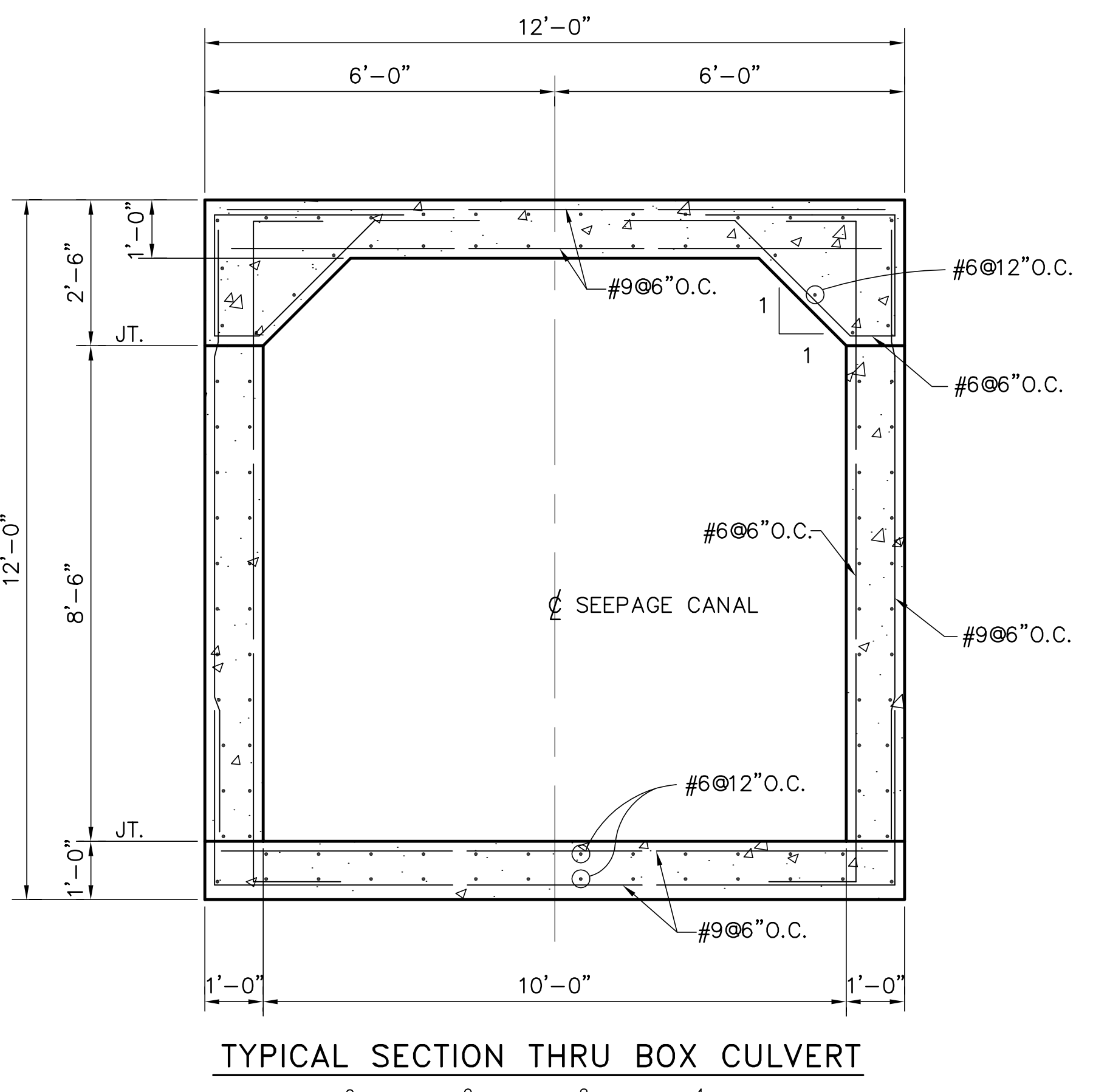
COPYRIGHT ©2001 BY BURNS & MCDONNELL ENGINEERING COMPANY, INC.

Scale For Microfilming
Inches
Millimeters

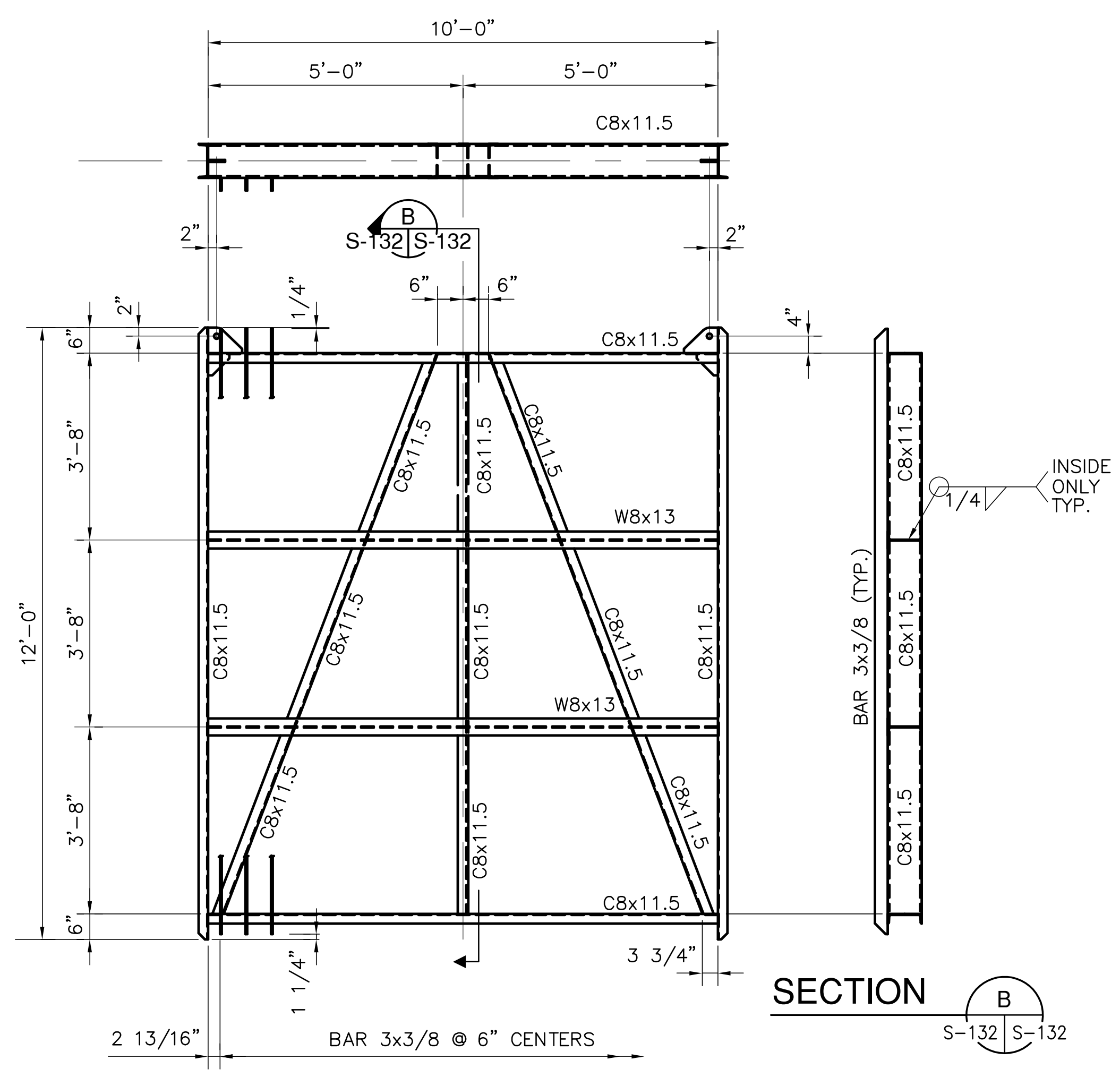
<p>Brown Cunningham Gannuch ENGINEERS, ARCHITECTS, CONSULTANTS METairie, LOUISIANA 70006 (504) 454-3866 License No. EB00008095</p>		DRAWN: JCF CHKD: RMG DESIGN: RMG CHKD: R/G DATE: 5/10/2001	NO. DWG: CHKO DATE:	NO. DATE 7-15-04 REMOVED BAR SCREEN	REVISIONS
<p>Burns & McDonnell SINCE 1888 9400 WARD PARKWAY KANSAS CITY, MO 64114 Certification: EB0000253 BM3 24930</p>		EVERGLADES CONSTRUCTION PROJECT STORMWATER TREATMENT AREA NO. 3/4 PUMP STATIONS G-370 & G-372 PUMP STATION G-370 SUB-SURFACE BOX CULVERT DETAILS			
SOUTH FLORIDA WATER MANAGEMENT DISTRICT EVERGLADES CONSTRUCTION PROJECT 3301 GUN CLUB ROAD WEST PALM BEACH, FLORIDA 33406		CONTRACT NO. C-E304 DWG. NO. S-131			

Rodney J. Gannuch, P.E.
FLA. C.E. REG. NO. 53545

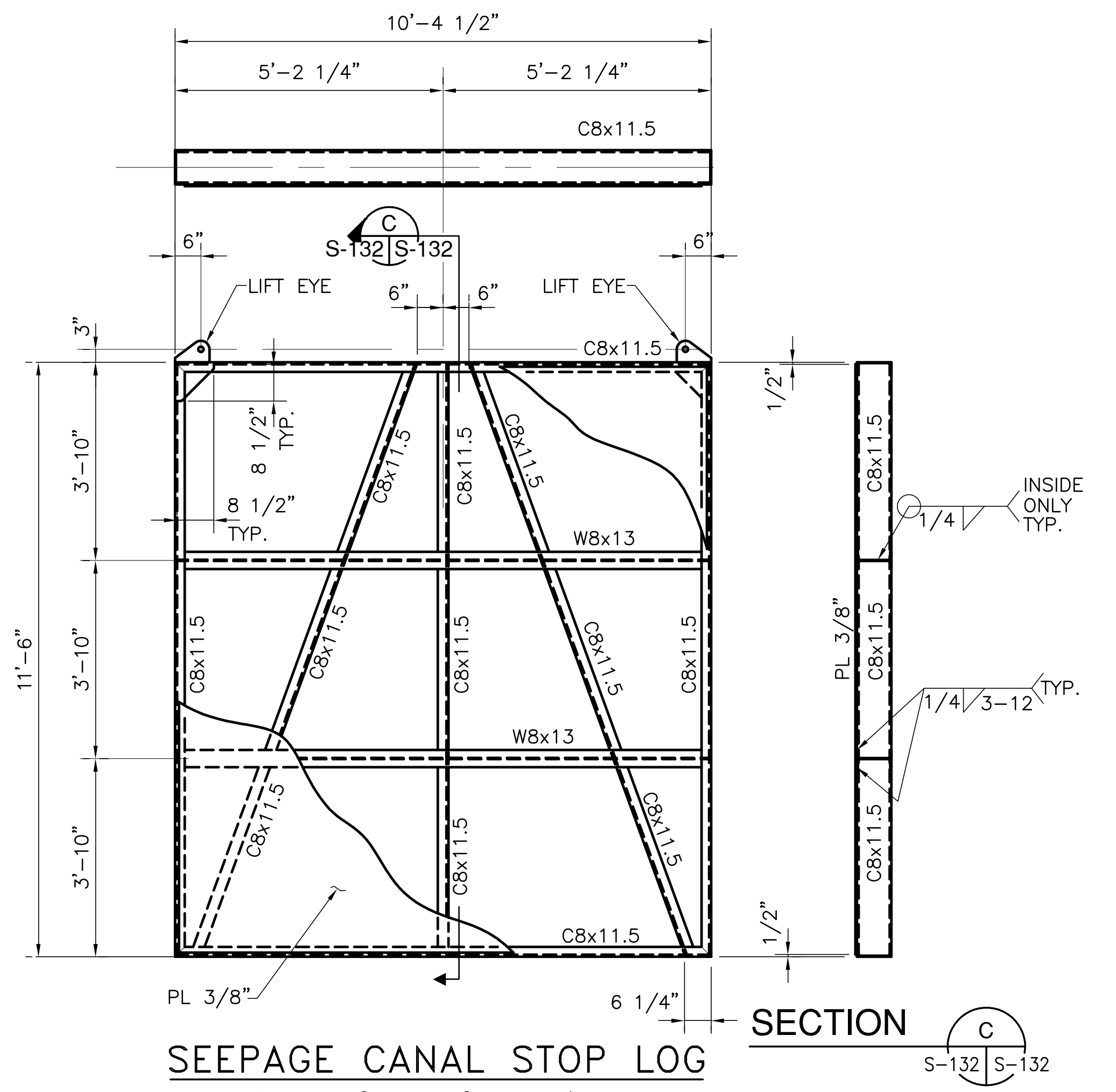
"RECORD DRAWINGS"



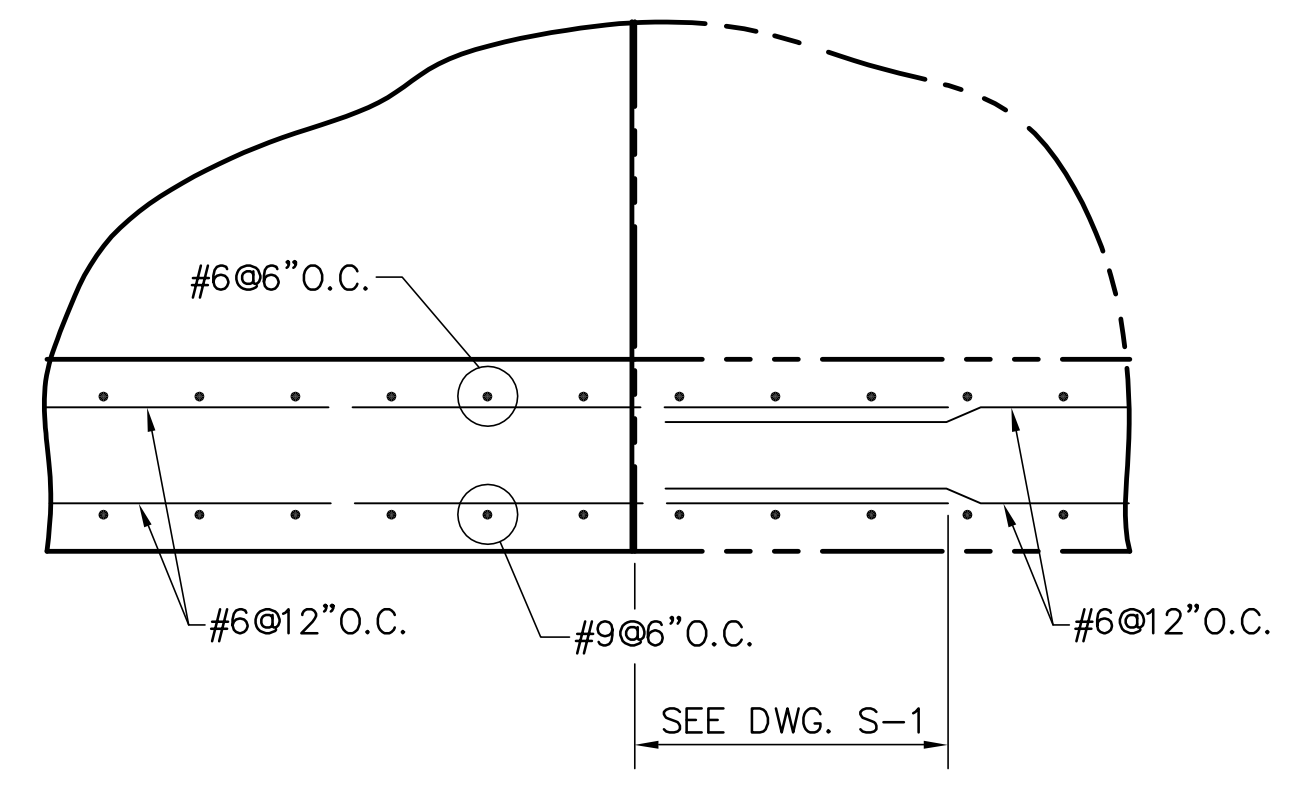
TYPICAL SECTION THRU BOX CULVERT



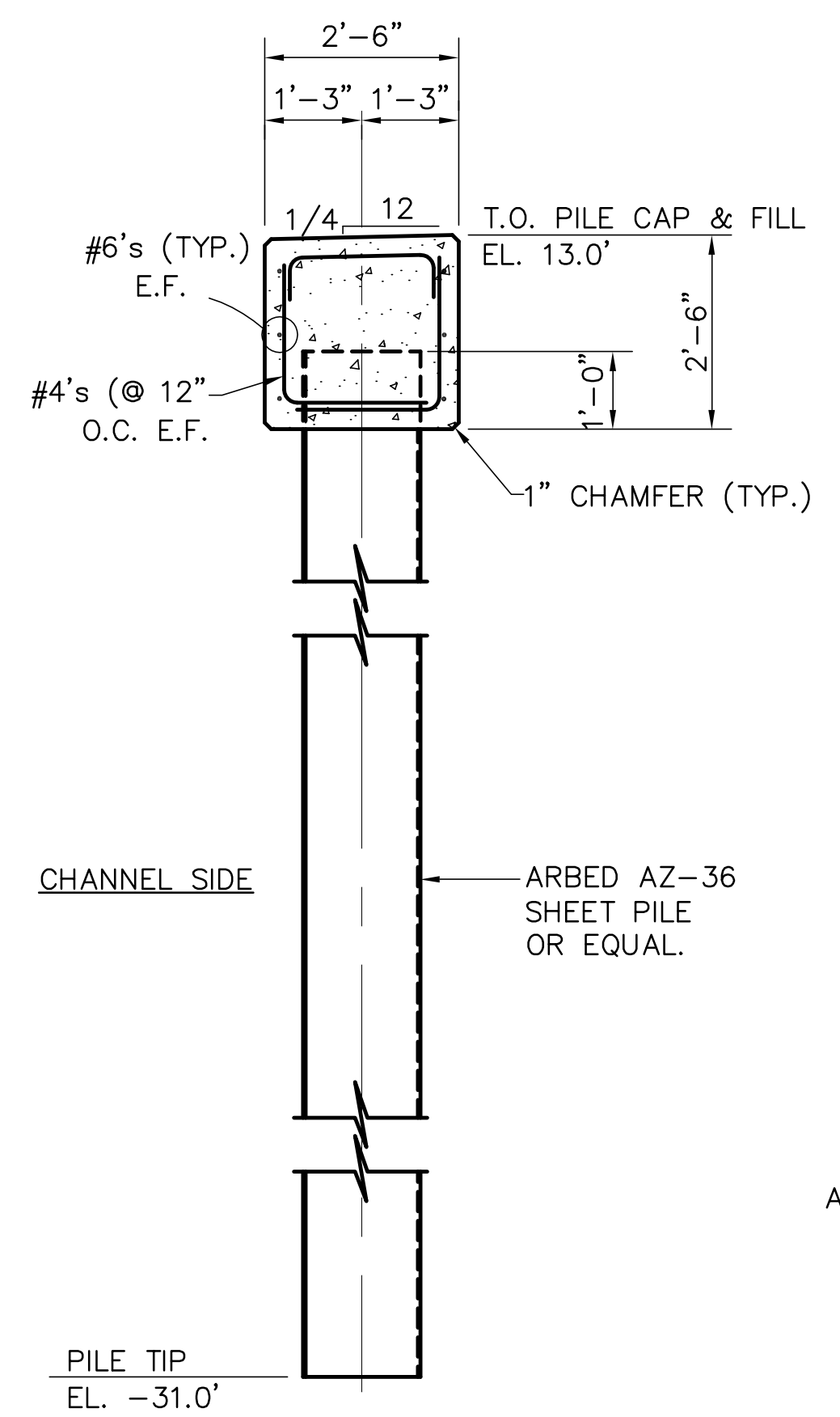
SEEPAGE CANAL BAR SCREEN



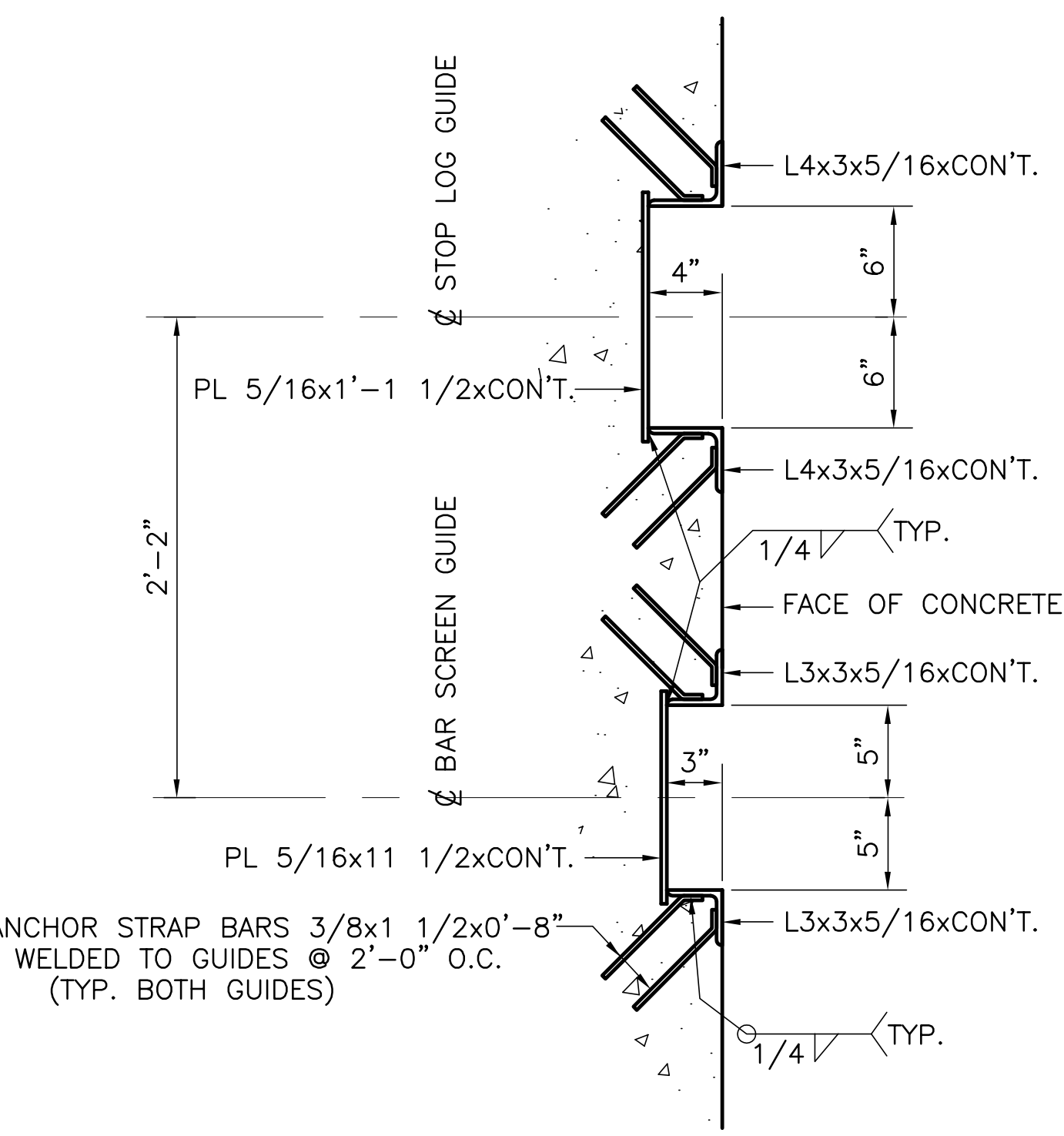
SEEPAGE CANAL STOP LOG



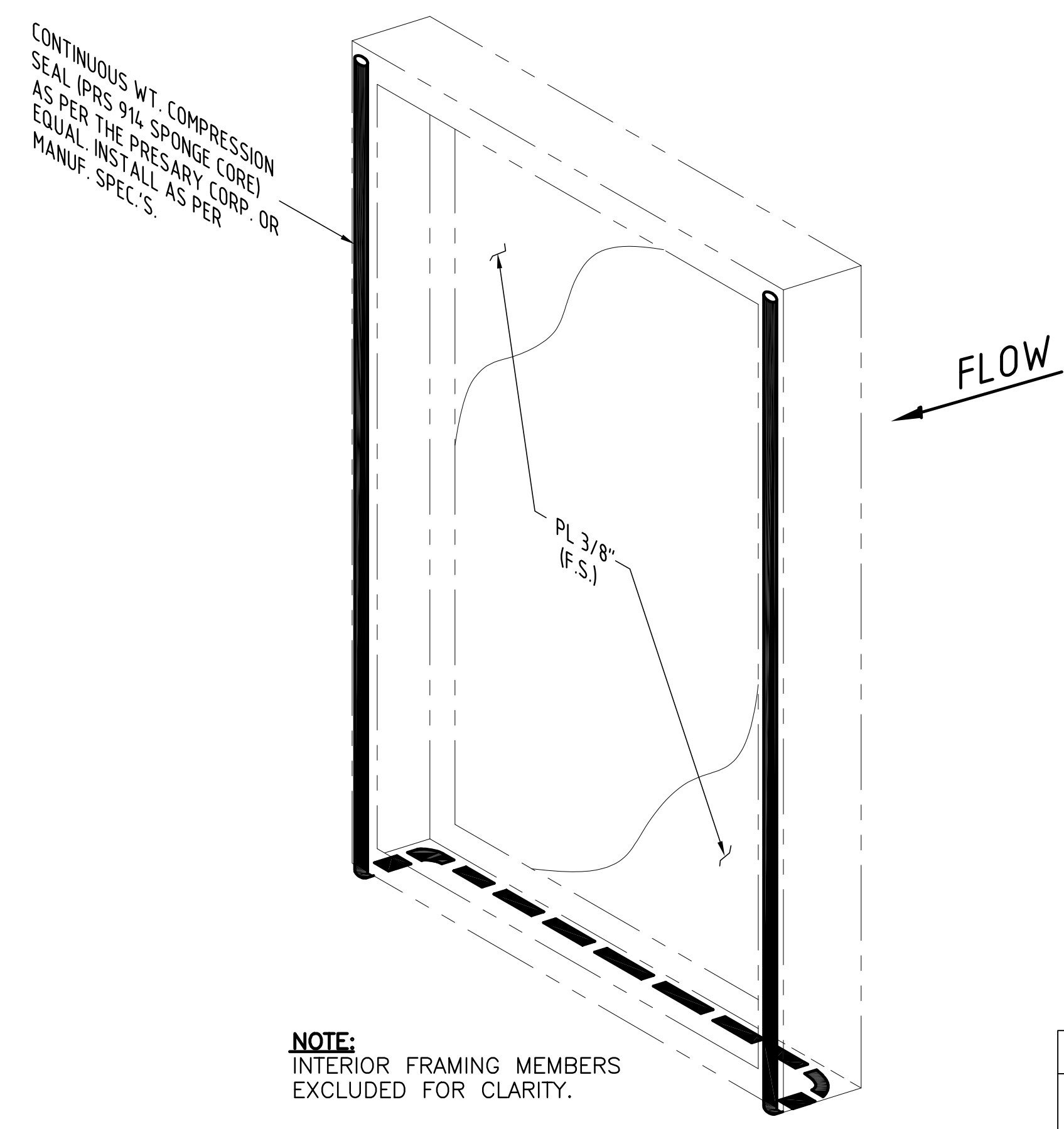
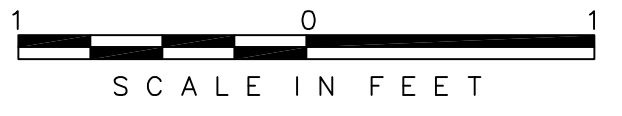
TYPICAL CONSTRUCTION JOINT



TYPICAL SHEET PILE & CAP



GUIDE DETAILS FOR STOP LOG & BAR SCREEN



TYPICAL STOP LOG SEAL DETAIL

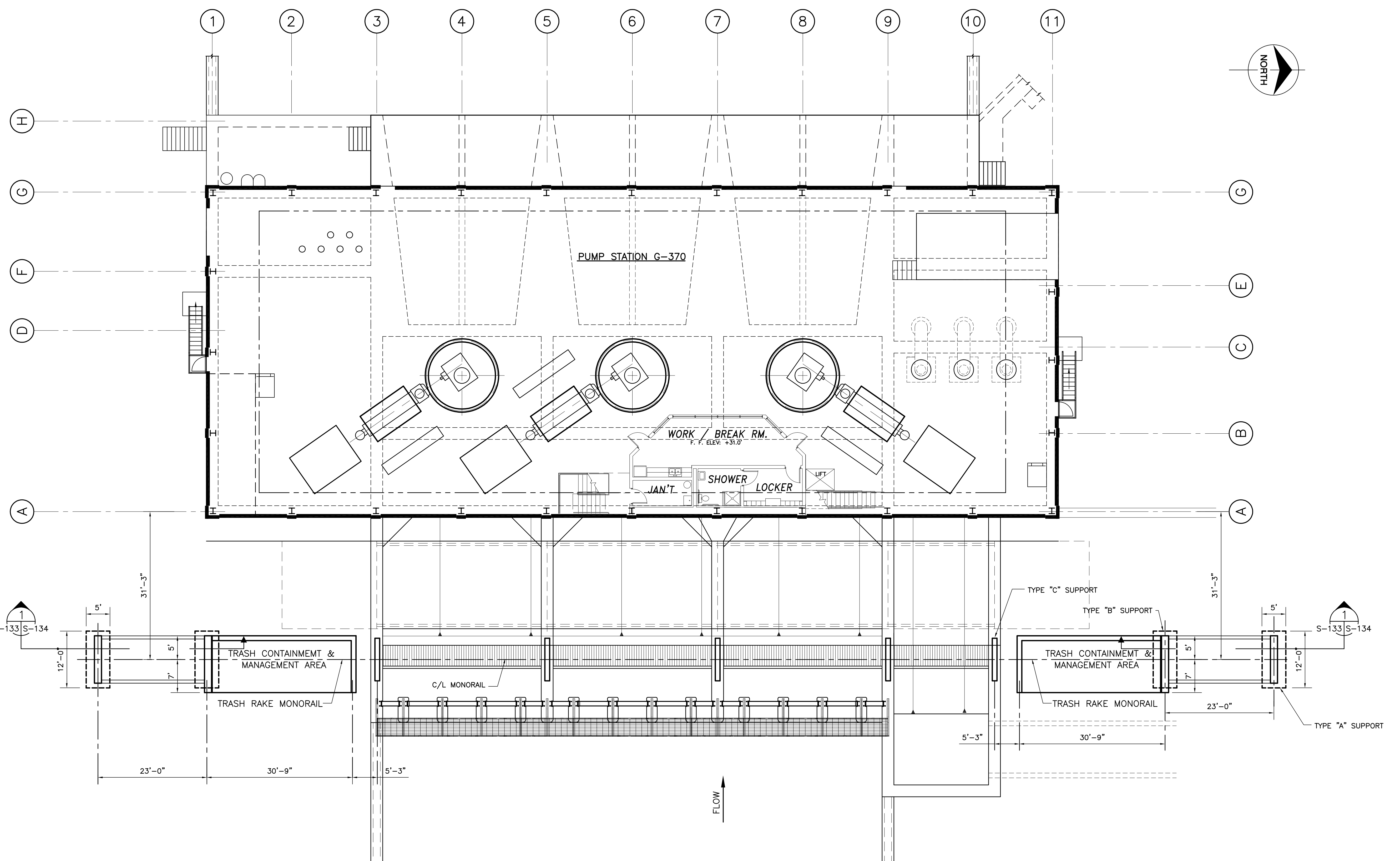
(NOT TO SCALE)

"RECORD DRAWINGS"

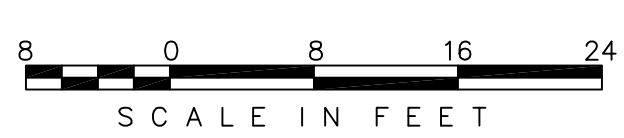
Scale For Microfilming
Inches
Millimeters

COPYRIGHT ©2001 BY BURNS & MCDONNELL ENGINEERING COMPANY, INC.

<p>Brown Cunningham Gannuch ARCHITECTS & CONSULTANTS ENGINEERS 9400 WARD PARKWAY KANSAS CITY, MO. 64114 Certification: EB0000253 BMH 24930</p>		<p>REVISIONS</p>
<p>DRAWN: JCF</p>	<p>CHKD: EJM</p>	<p>DATE: 5/10/2001</p>
<p>DESIGN: RMG</p>	<p>R/C: R/G</p>	<p>NO. DWG: CHKO</p>
<p>DATE: 5/10/2001</p>	<p>DATE: 5/10/2001</p>	<p>DATE: 5/10/2001</p>
<p>EVERGLADES CONSTRUCTION PROJECT STORMWATER TREATMENT AREA NO. 3/4 PUMP STATIONS G-370 & G-372</p>		<p>DATE: 5/10/2001</p>
<p>SOUTH FLORIDA WATER MANAGEMENT DISTRICT</p>		<p>DATE: 5/10/2001</p>
<p>EVERGLADES CONSTRUCTION PROJECT 3301 GUN CLUB ROAD WEST PALM BEACH, FLORIDA 33406</p>		<p>DATE: 5/10/2001</p>
<p>RODNEY J. GANNUCH, P.E. FLA. C.E. REG. NO. 53545</p>		<p>DATE: 5/10/2001</p>
<p>CONTRACT NO. C-E304</p>		<p>DATE: 5/10/2001</p>
<p>DWG. NO. S-132</p>		<p>DATE: 5/10/2001</p>




TRASH HANDLING SYSTEM



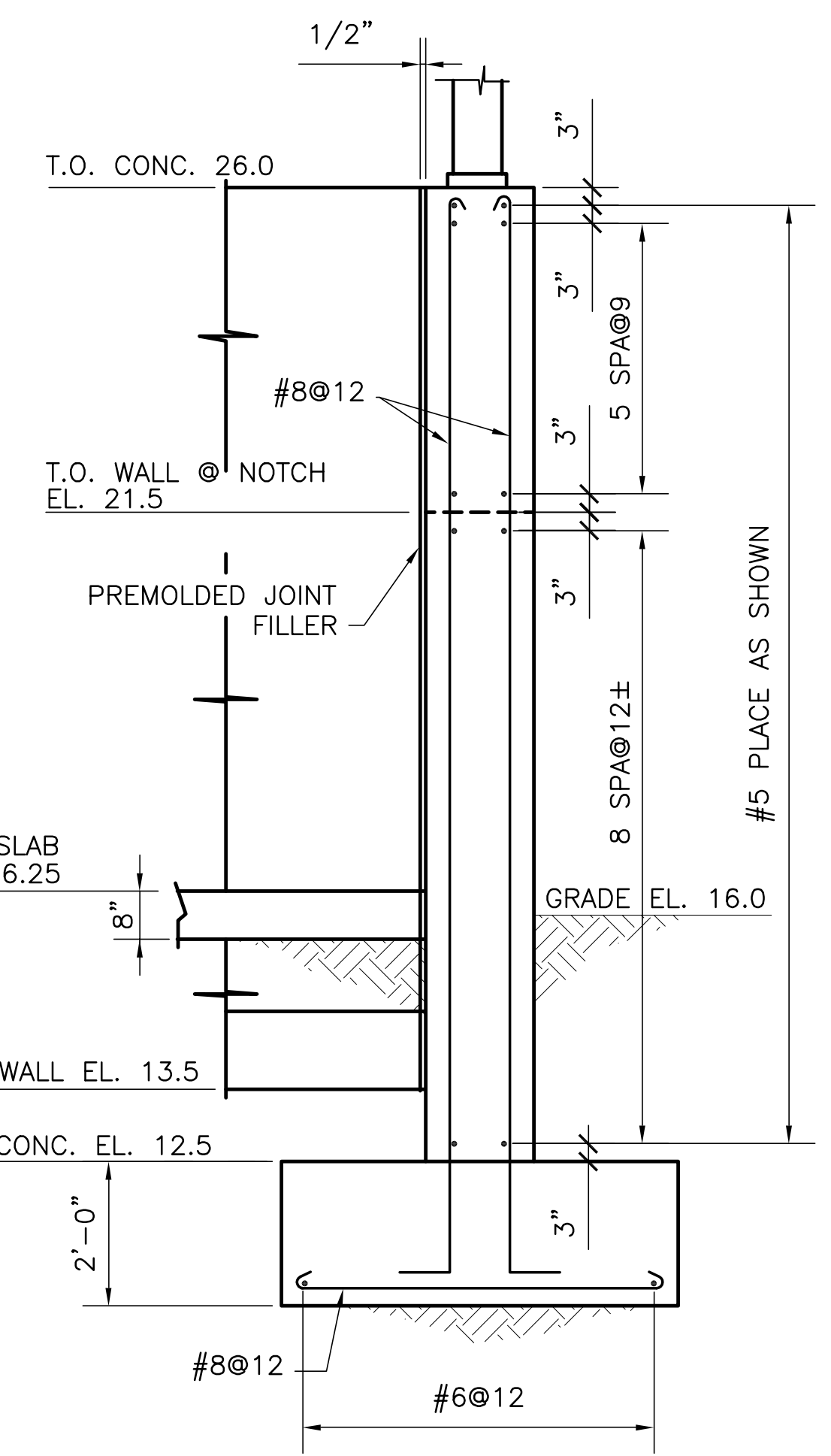
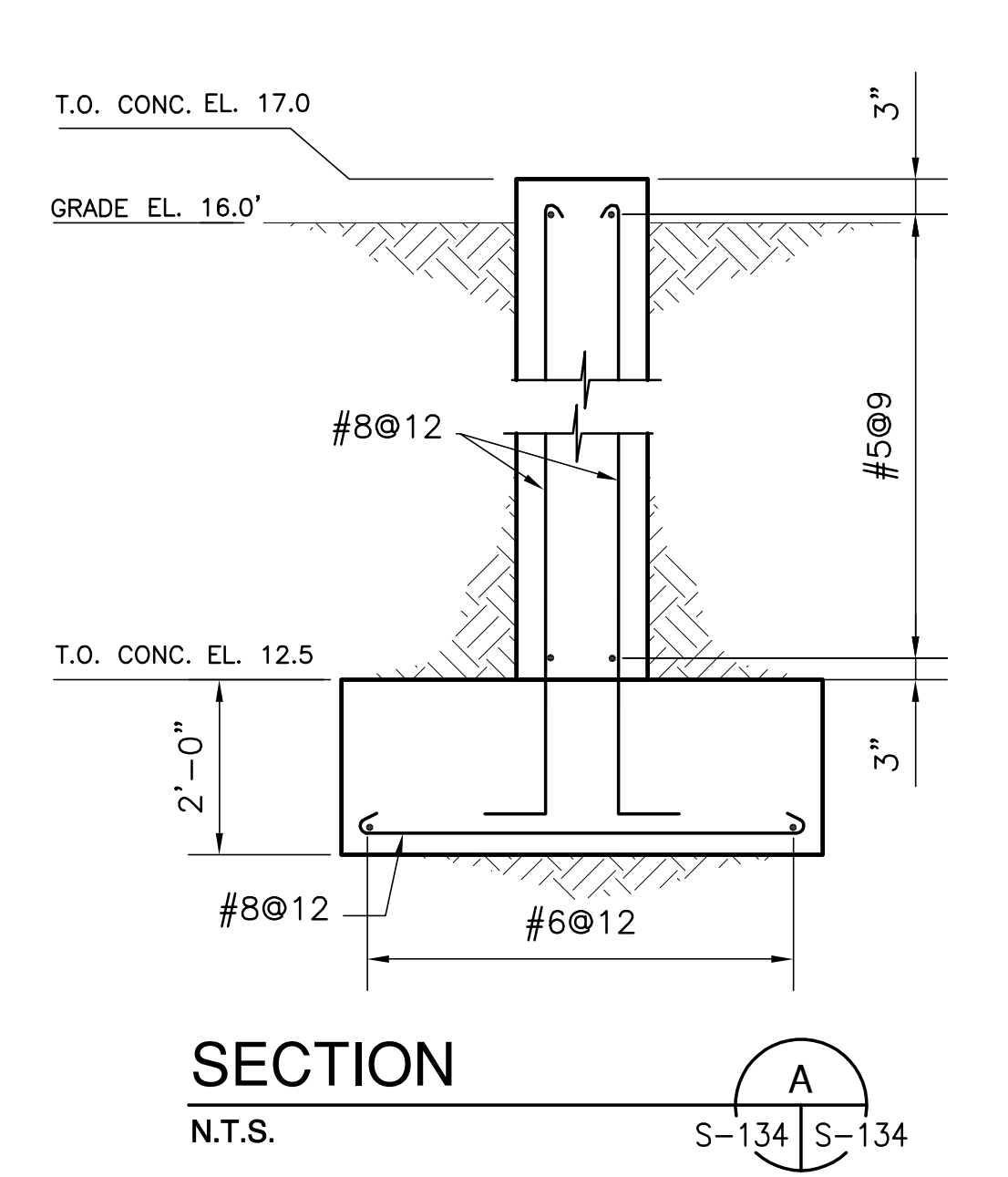
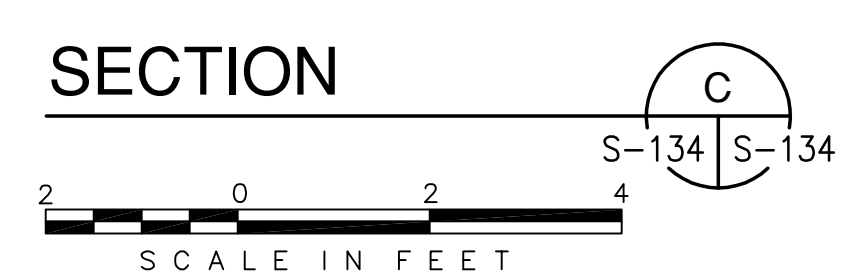
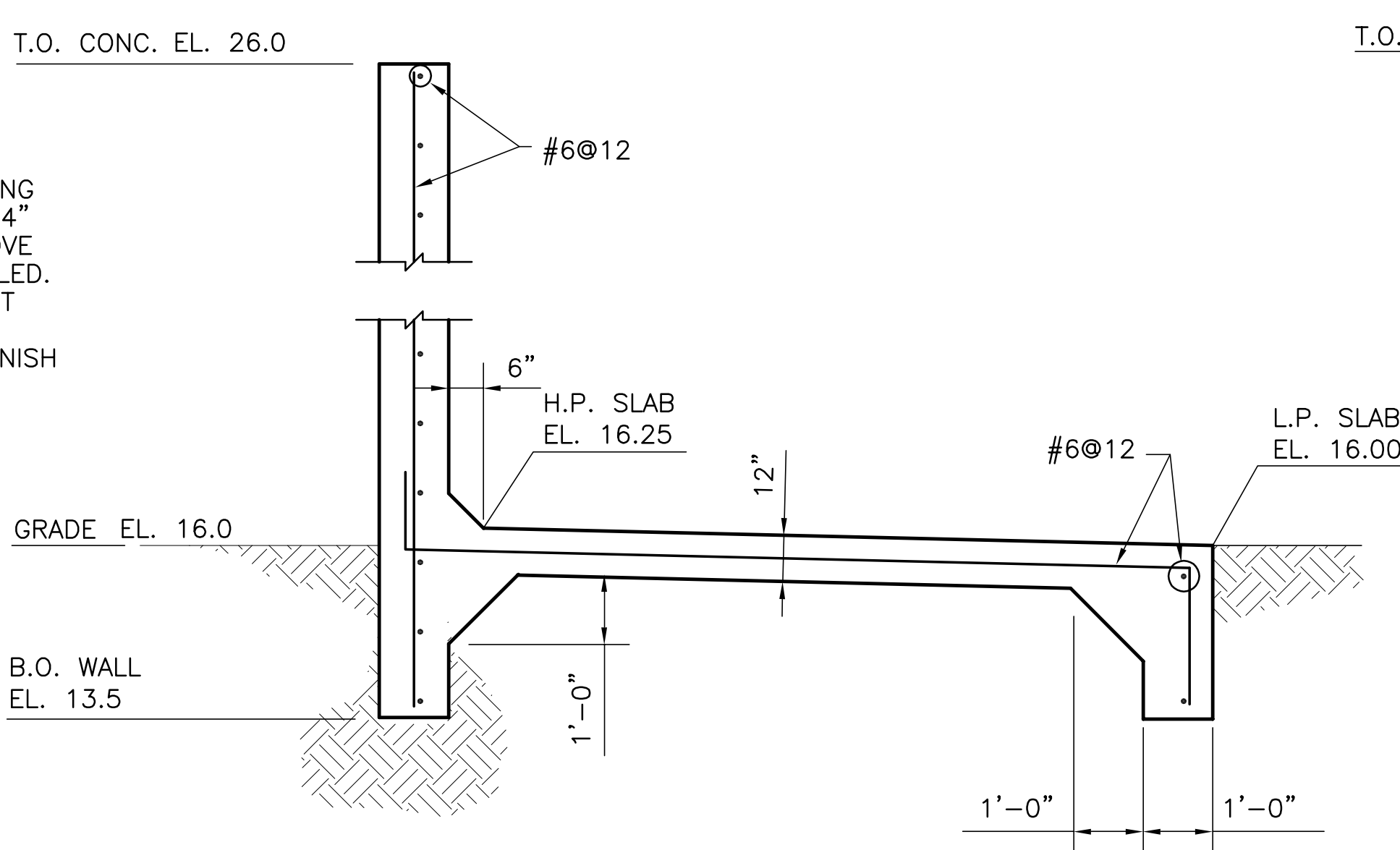
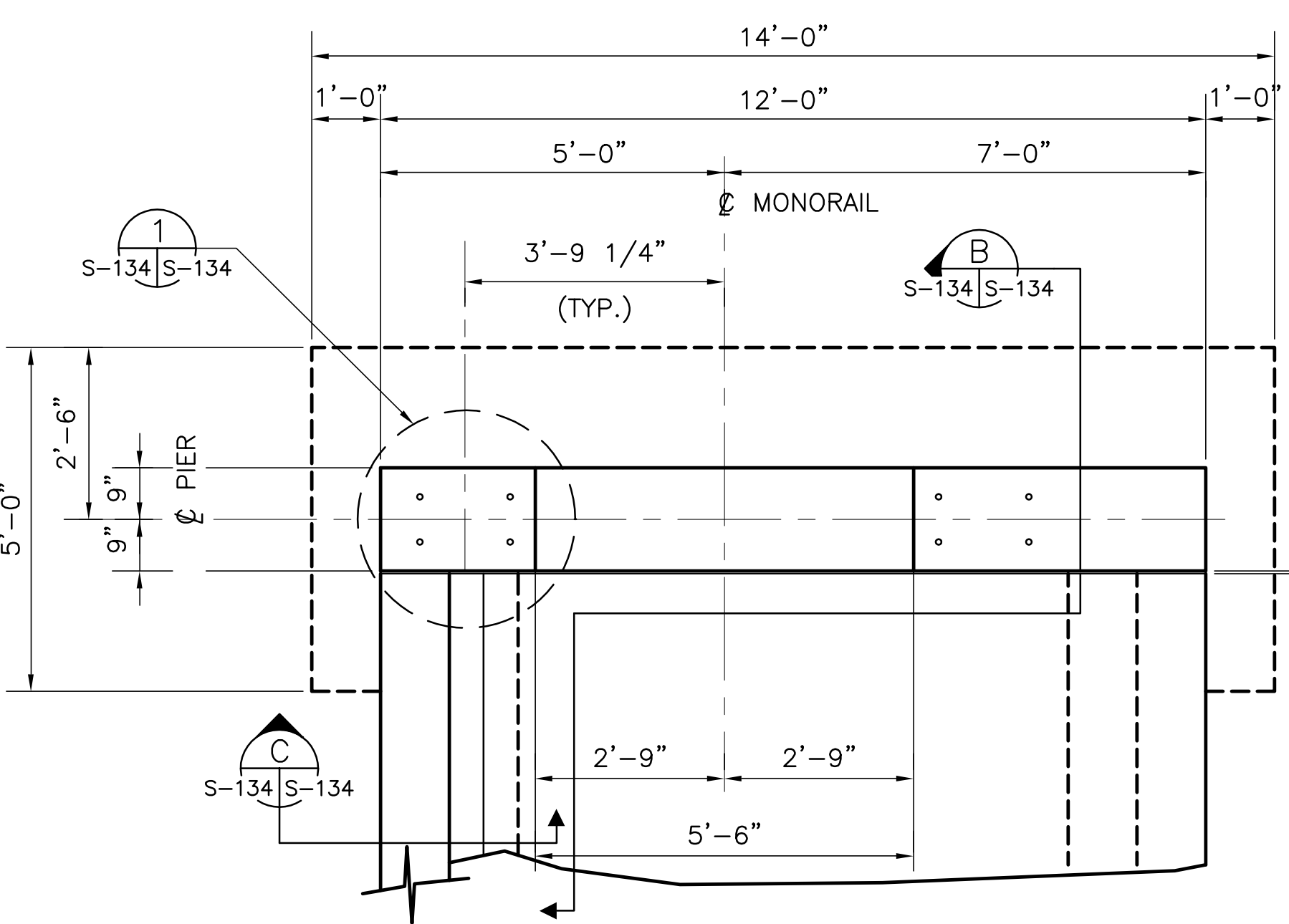
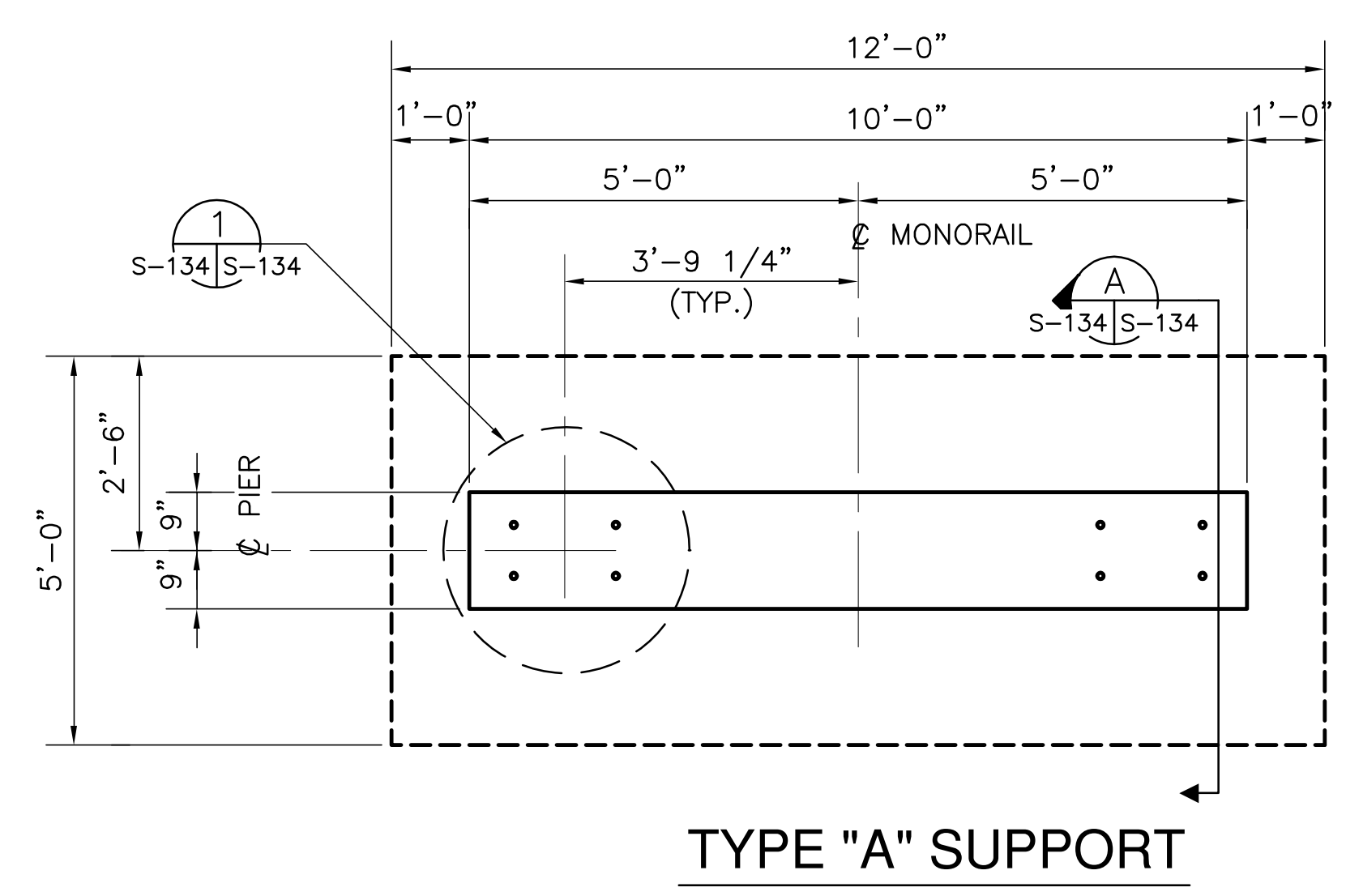
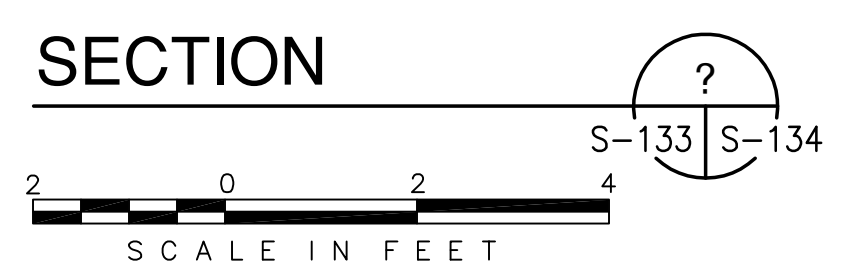
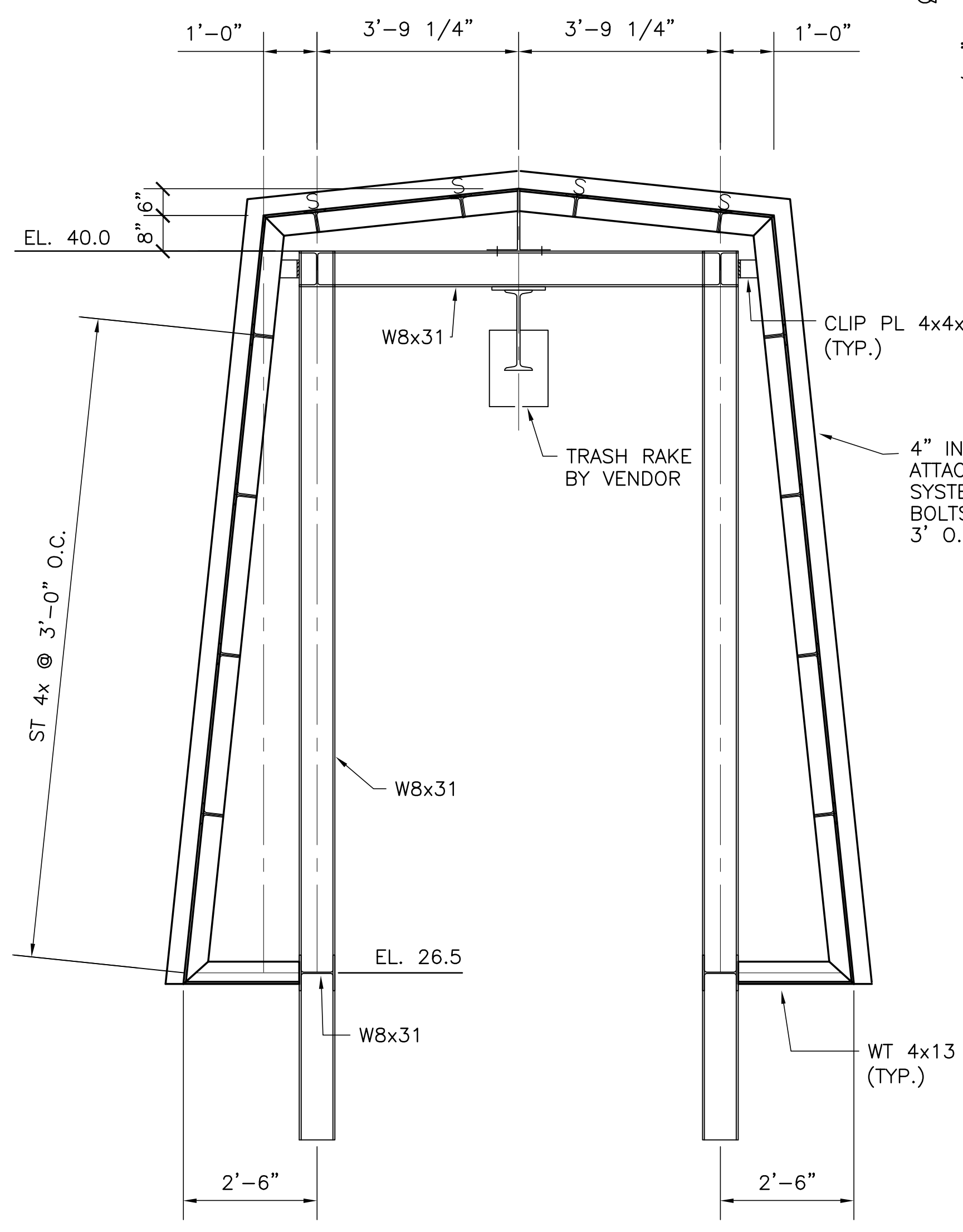
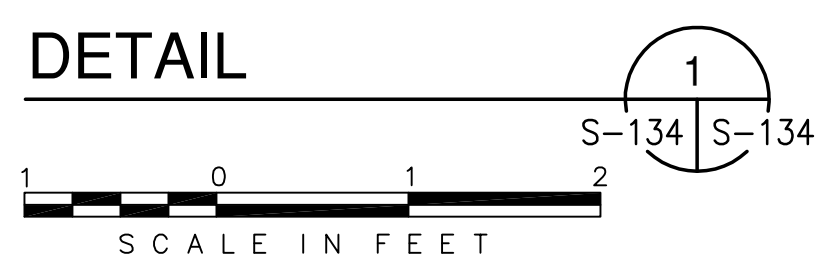
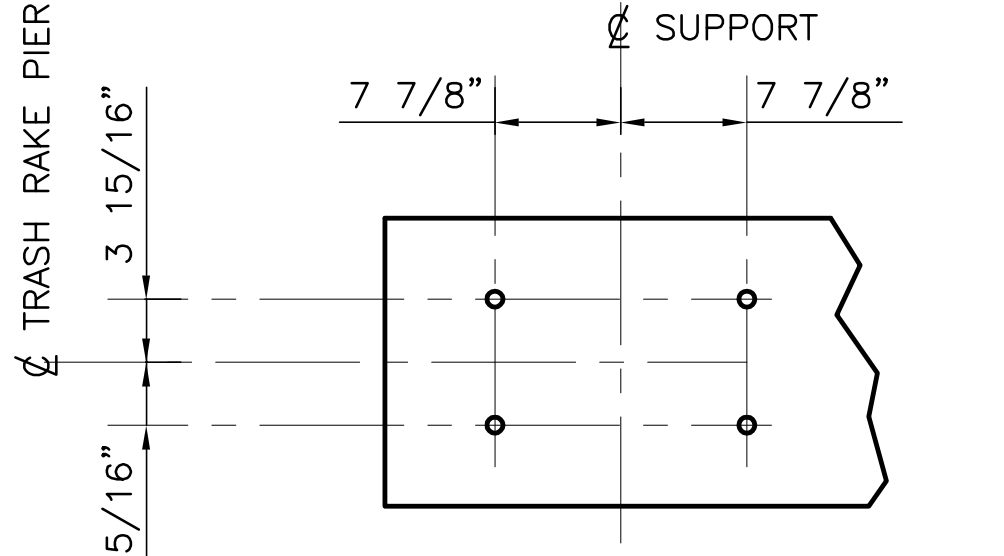
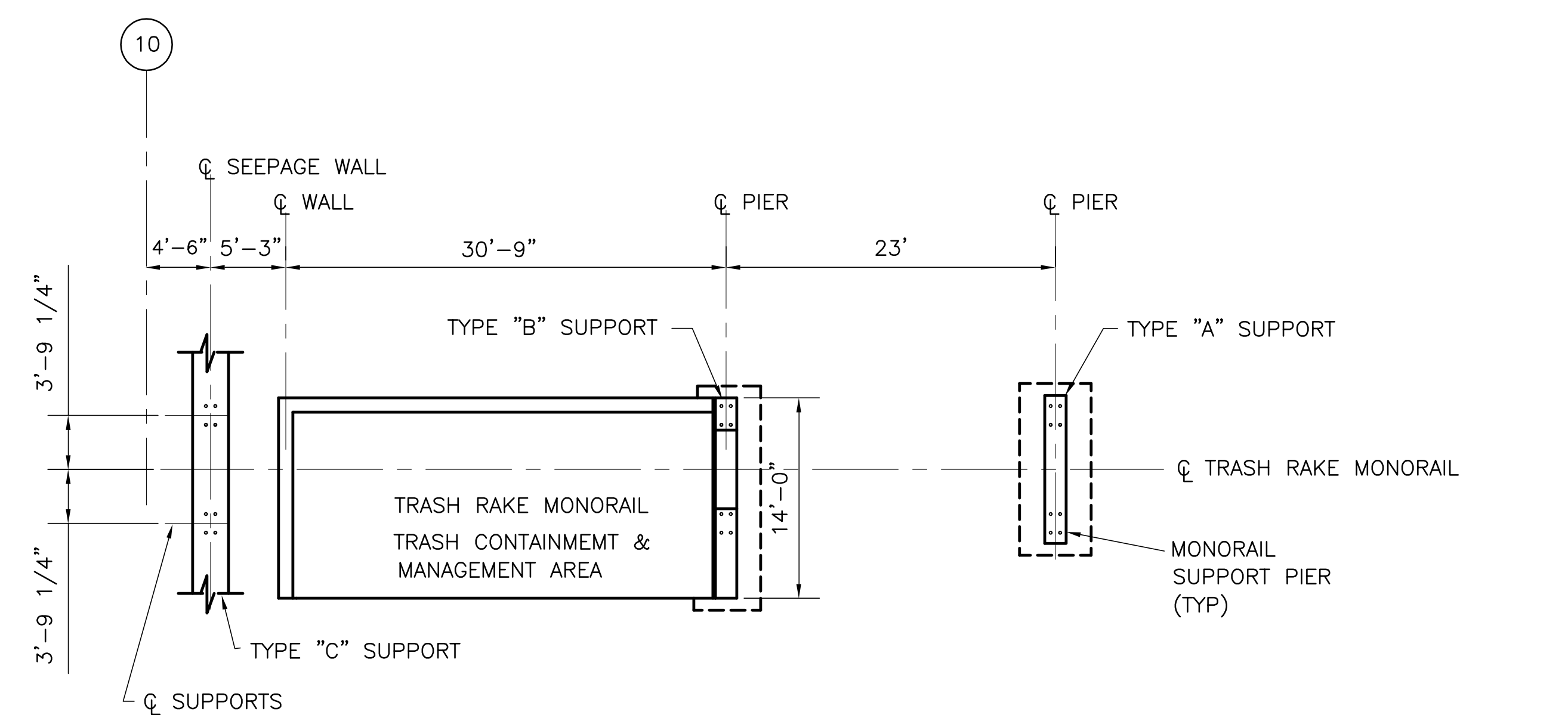
Scale For Microfilming
Inches
Millimeters

COPYRIGHT ©2001 BY BURNS & McDONNELL ENGINEERING COMPANY, INC.

\\SERVER\CAD-PROJ\CURRENT\80000\80698\100%G-370\S-133.DWG Last edited: MAY 06, 2001

 <p>Burns & McDonnell SINCE 1888 9400 WARD PARKWAY KANSAS CITY, MO 64114 Certification: ER0000253 BMD</p>		<p>Brown Cunningham Gannuch ARCHITECTS - CONSULTANTS ENGINEERS METAFARE, LOUISIANA 70006 (504) 454-3866 License No. EB00008095</p>																	
<p>EVERGLADES CONSTRUCTION PROJECT STORMWATER TREATMENT AREA NO. 3/4 PUMP STATIONS G-370 & G-372</p>	<p>PUMPING STATION G-370 TRASH HANDLING SYSTEM PLAN</p>	<p>SOUTH FLORIDA WATER MANAGEMENT DISTRICT EVERGLADES CONSTRUCTION PROJECT 3301 GUN CLUB ROAD WEST PALM BEACH, FLORIDA 33406</p>	<p>CONTRACT NO. C-E304 DWG. NO. S-133</p>																
<p>RODNEY J. GANNUCH, P.E. FLA. C.E. REG. NO. 53545</p>		<p>REVISIONS</p> <table border="1"> <tr><th>NO.</th><th>DATE</th><th>CHKD</th><th>DATE</th></tr> <tr><td> </td><td> </td><td> </td><td> </td></tr> <tr><td> </td><td> </td><td> </td><td> </td></tr> <tr><td> </td><td> </td><td> </td><td> </td></tr> </table>		NO.	DATE	CHKD	DATE												
NO.	DATE	CHKD	DATE																

"RECORD DRAWINGS"



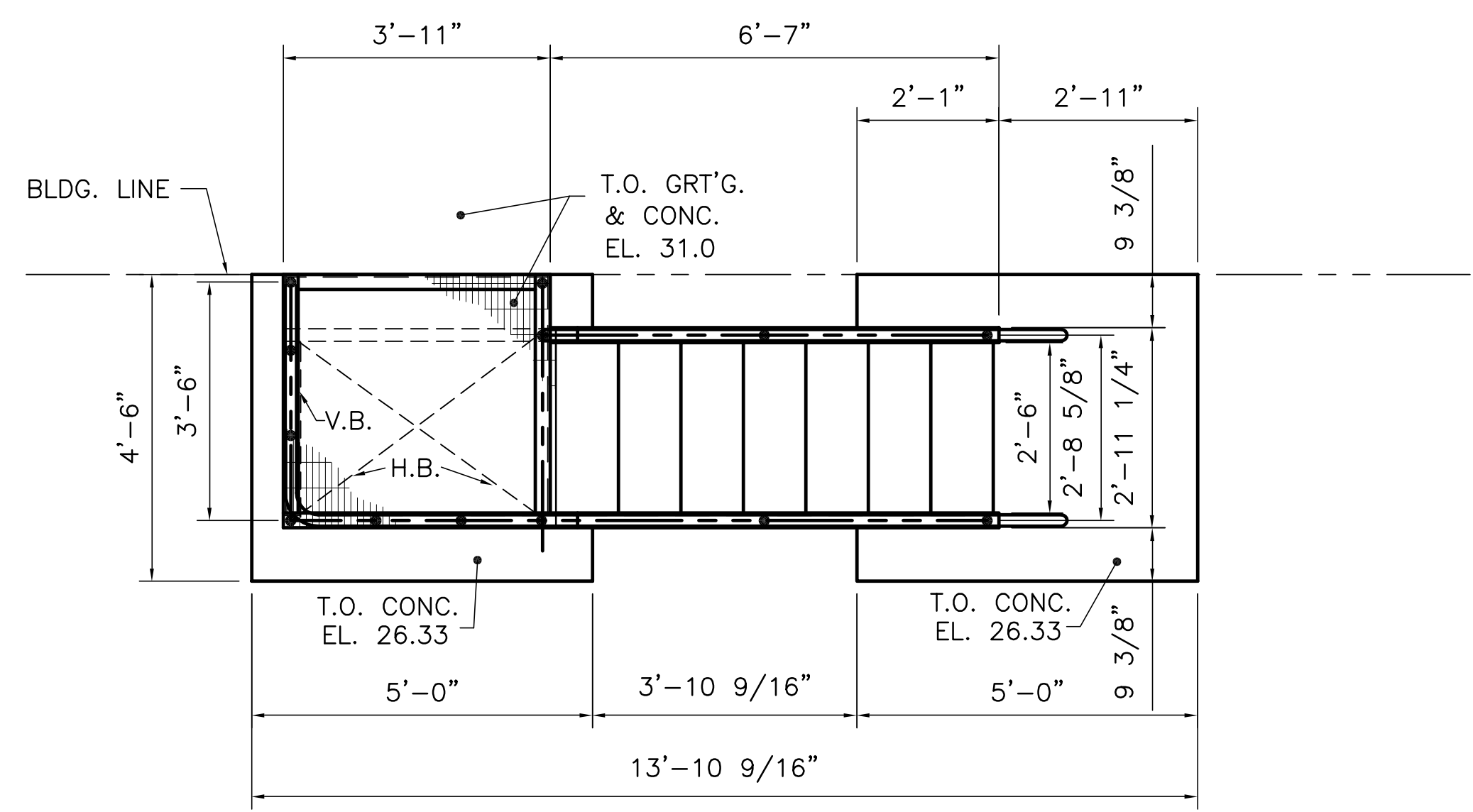
NOTE:
 THE TRASH RAKE ENCLOSURE CONSIST OF THREE SIDES AND A ROOF, BUILT-UP OF ALUMINUM EXTERIOR INTERLOCKING PANELS INSULATED TO R12 RATING. THE PANELS SHALL BE 4" MIN. THICKNESS, WITH THE INTERLOCKING TONGUE AND GROOVE A MIN. OF 3/4". ALSO THE JOINTS SHALL BE WEATHER SEALED. THESE PANELS SHALL BE SUPPORTED ON A WT 4 X 13 GRIT SYSTEM SPANNING 3' X 3' TO WITHSTAND 120 PSF. THE EXTERIOR SURFACE SHALL BE EMBOSSED WITH A STUCCO FINISH TO MATCH THE OUTSIDE OF THE BUILDING.
 MFR OF SUCH PANELS:
 1. A-WALL EXTERIOR BUILDING SYSTEM
 2. BENCHMARK ARCHITECTURAL SYSTEM OR EQUAL

NOTE:
 SEE TRASH RAKE VENDORS DWGS FOR ALL BASE PLATE SIZES AND ANCHOR BOLT LOCATIONS.

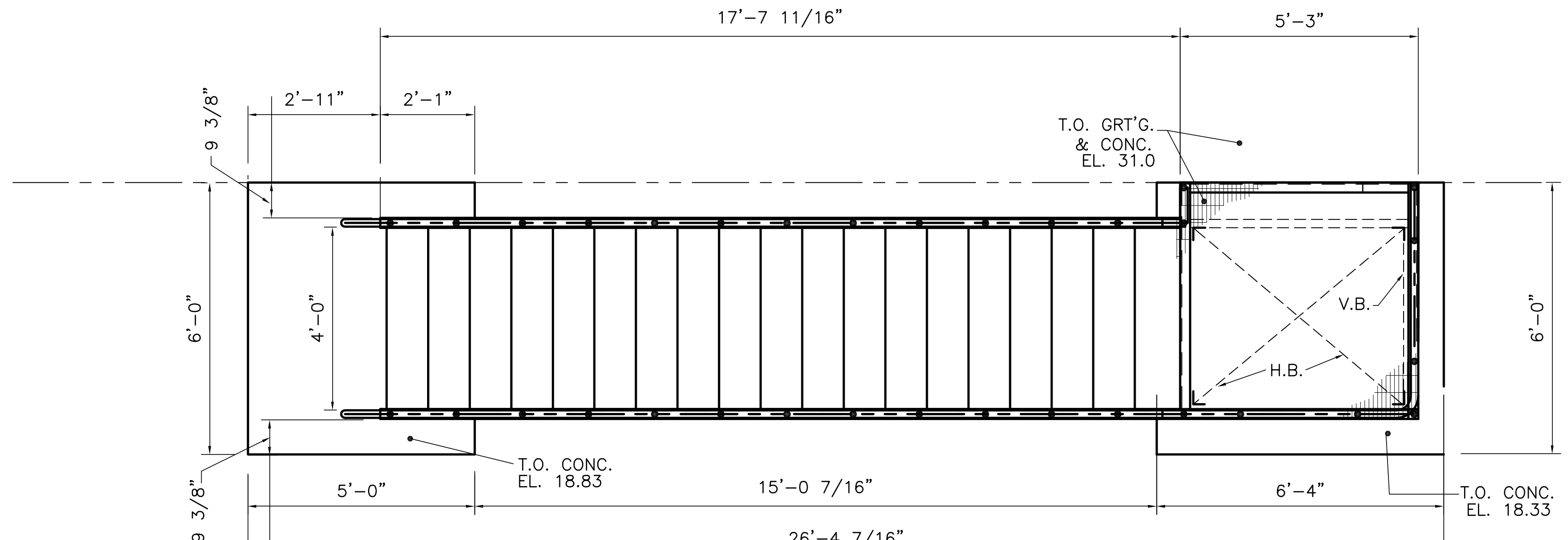
Rodney J. Gannuch, P.E.
 FLA. C.E. REG. NO. 53545

<p>Brown Cunningham Gannuch ARCHITECTS & CONSULTANTS ENGINEERS METairie, LOUISIANA 70006 (504) 454-3866 License No. EB00008095</p>		REVISIONS NO. DATE CHKD 5/10/2001 DATE 5/10/2001
DRAWN JCF CHKD EJM DESIGN DER R/G CHKD DATE 5/10/2001	NO. DATE CHKD 5/10/2001	DATE 5/10/2001
EVERGLADES CONSTRUCTION PROJECT STORMWATER TREATMENT AREA NO. 3/4 PUMP STATIONS G-370 & G-372 TRASH HANDLING SYSTEM SECTIONS & DETAILS		
SOUTH FLORIDA WATER MANAGEMENT DISTRICT EVERGLADES CONSTRUCTION PROJECT 3301 GUN CLUB ROAD WEST PALM BEACH, FLORIDA 33406		
CONTRACT NO. C-E304 DWG. NO. S-134		

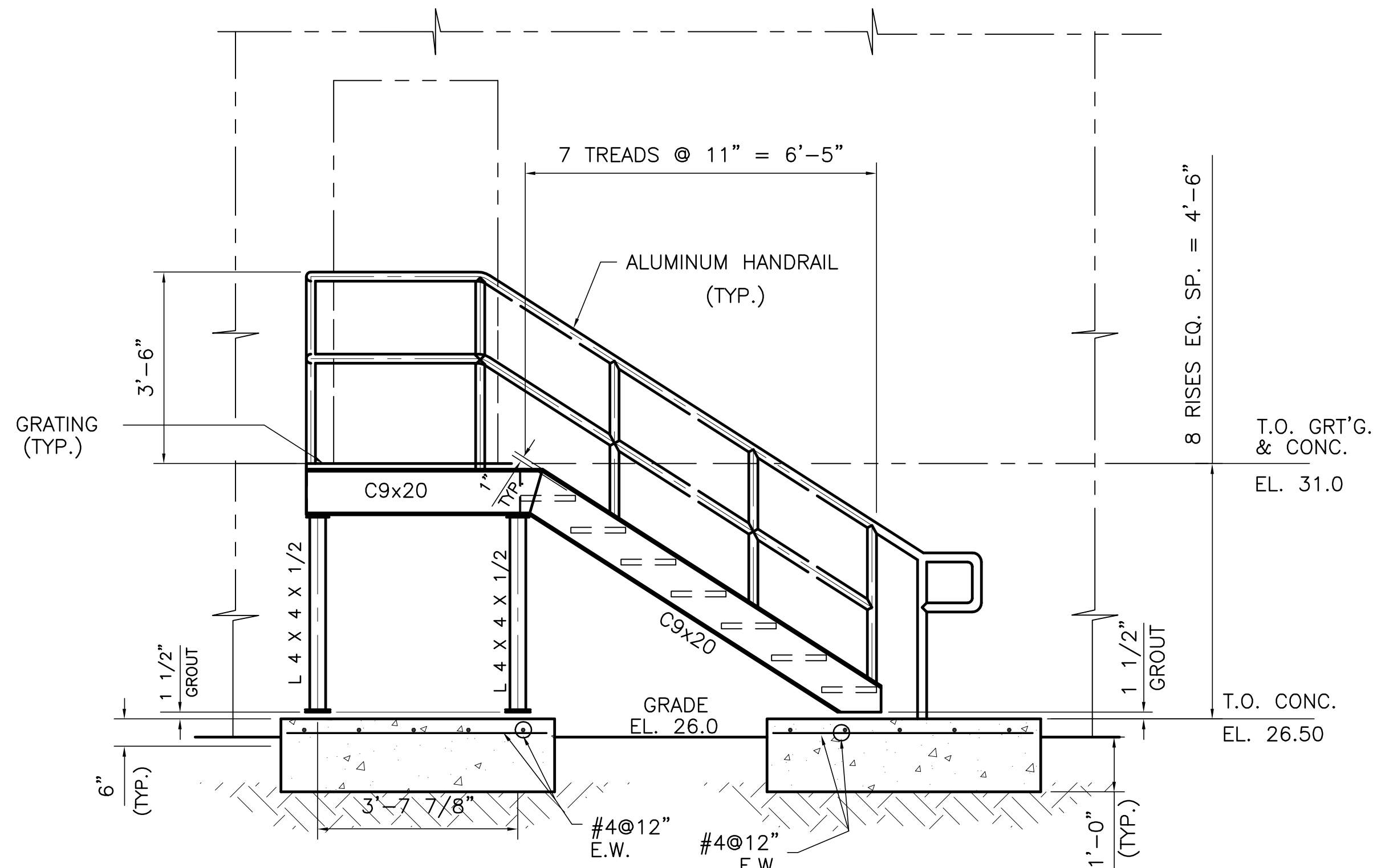
COPYRIGHT ©2001 BY BURNS & MCDONNELL ENGINEERING COMPANY, INC.



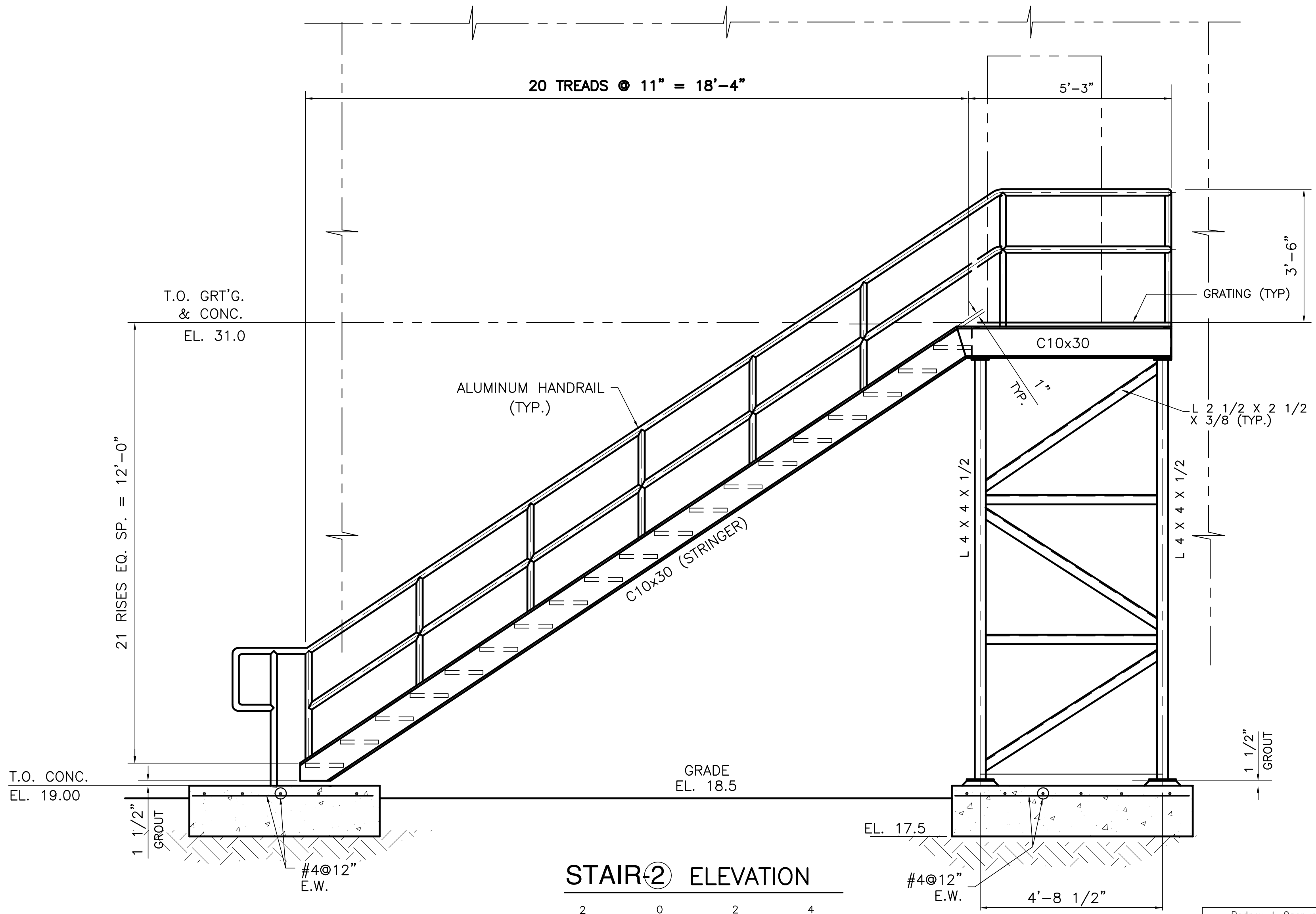
STAIR 1 PLAN



STAIR 2 PLAN



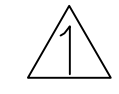
STAIR 1 ELEVATION



STAIR 2 ELEVATION



NOTE: SEE DRAWING S-105 FOR STAIR LOCATIONS.
 ALL STEEL BEAMS, COLUMNS, BRACING AND BOLTS TO BE HOT-DIPPED GALVANIZED.



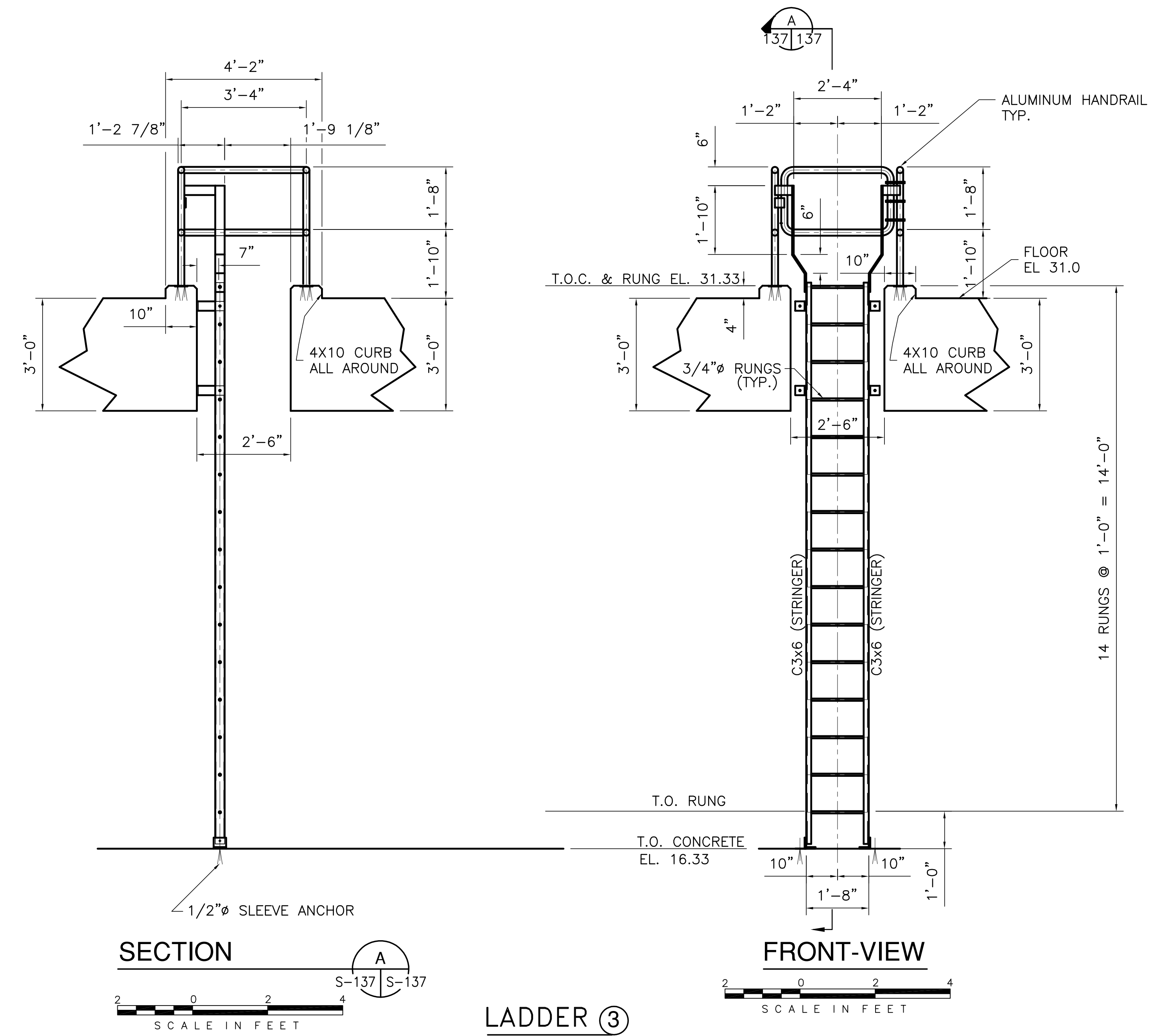
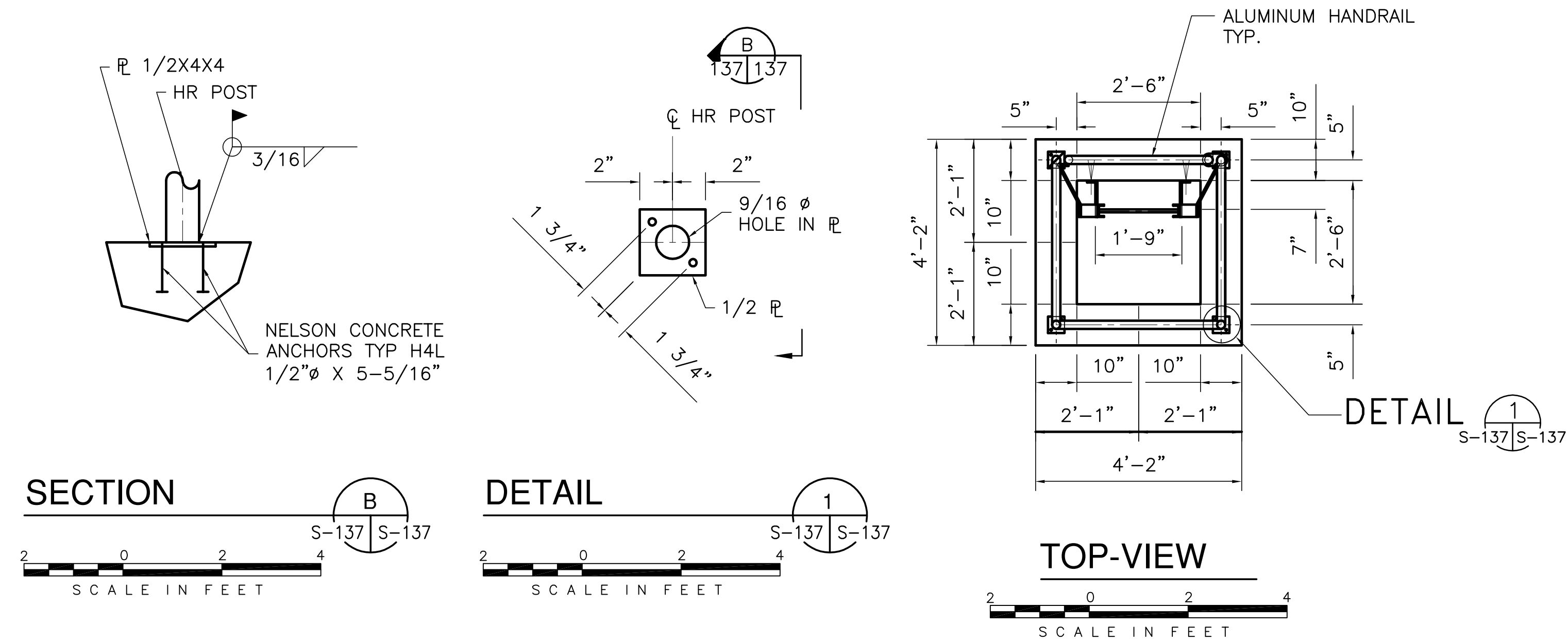
Copyright ©2001 by Burns & McDonnell Engineering Company, Inc.
 Scale For Microfilming
 Millimeters
 Inches

JCF DRAWN	EJM CHKD	RMC DESIGN	R/G CHKD	5/10/2001 DATE	NO. DWG	CHKD	DATE
 BROWN CUNNINGHAM GANNUCH ENGINEERS, ARCHITECTS & CONSULTANTS METairie, LOUISIANA 70006 (504) 454-3866 License No. EB00008095							
 BURNS & McDONNELL SINCE 1888 9400 WARD PARKWAY KANSAS CITY, MO. 64114 Certificate: ER0000253 BRG							
EVERGLADES CONSTRUCTION PROJECT STORMWATER TREATMENT AREA NO. 3/4 PUMP STATIONS G-370 & G-372 PUMP STATION G-370 STEEL STAIRS 1 & 2 PLANS & ELEVATIONS							
SOUTH FLORIDA WATER MANAGEMENT DISTRICT EVERGLADES CONSTRUCTION PROJECT 3301 GUN CLUB ROAD WEST PALM BEACH, FLORIDA 33406							
Rodney J. Gannuch, P.E. FLA. C.E. REG. NO. 53545							
CONTRACT NO. C-E304 DWG. NO. S-136							

"RECORD DRAWINGS"

COPYRIGHT ©2001 BY BURNS & MCDONNELL ENGINEERING COMPANY, INC.


Scale For Microfilming
Inches
Scale For Microfilming
Millimeters



LADDER (3)

NOTE: SEE DRAWING S-105 FOR LADDER LOCATIONS.

Rodney J. Gannuch, P.E.
FLA. C.E. REG. NO. 53545



CONTRACT NO.
C-E304
DWG. NO.
S-137

EVERGLADES CONSTRUCTION PROJECT
STORMWATER TREATMENT AREA NO. 3/4
PUMP STATIONS G-370 & G-372
PUMP STATION G-370
TYPICAL LADDER
SECTIONS & DETAILS

Burns & McDonnell
SINCE 1888
9400 WARD PARKWAY
KANSAS CITY, MO 64114
Certification: ER0000253
BMC

Brown Cunningham Gannuch
ARCHITECTS - CONSULTANTS
ENGINEERS
METAFAB, LOUISIANA 70006
(504) 454-3866
License No. EB00008095

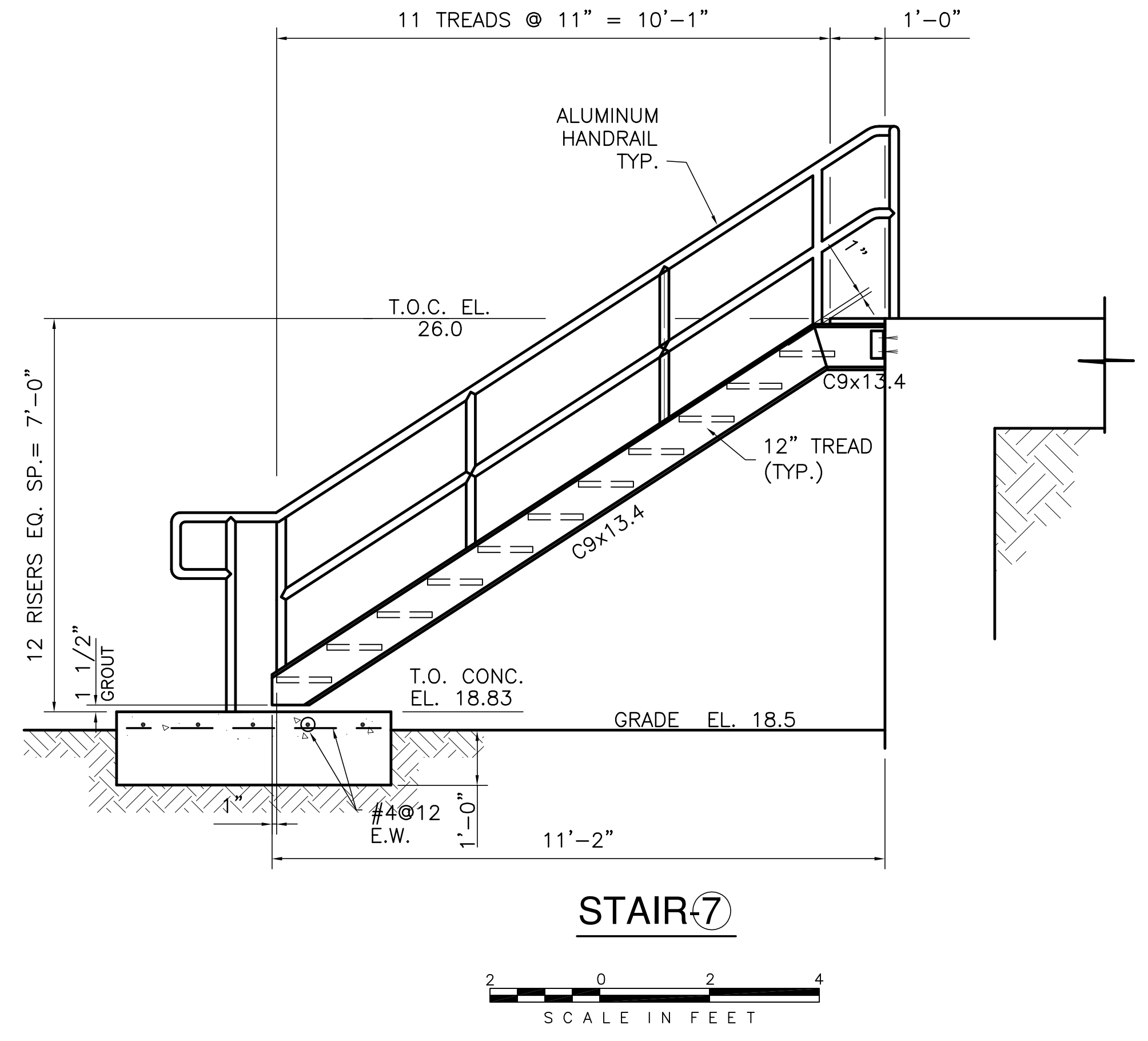
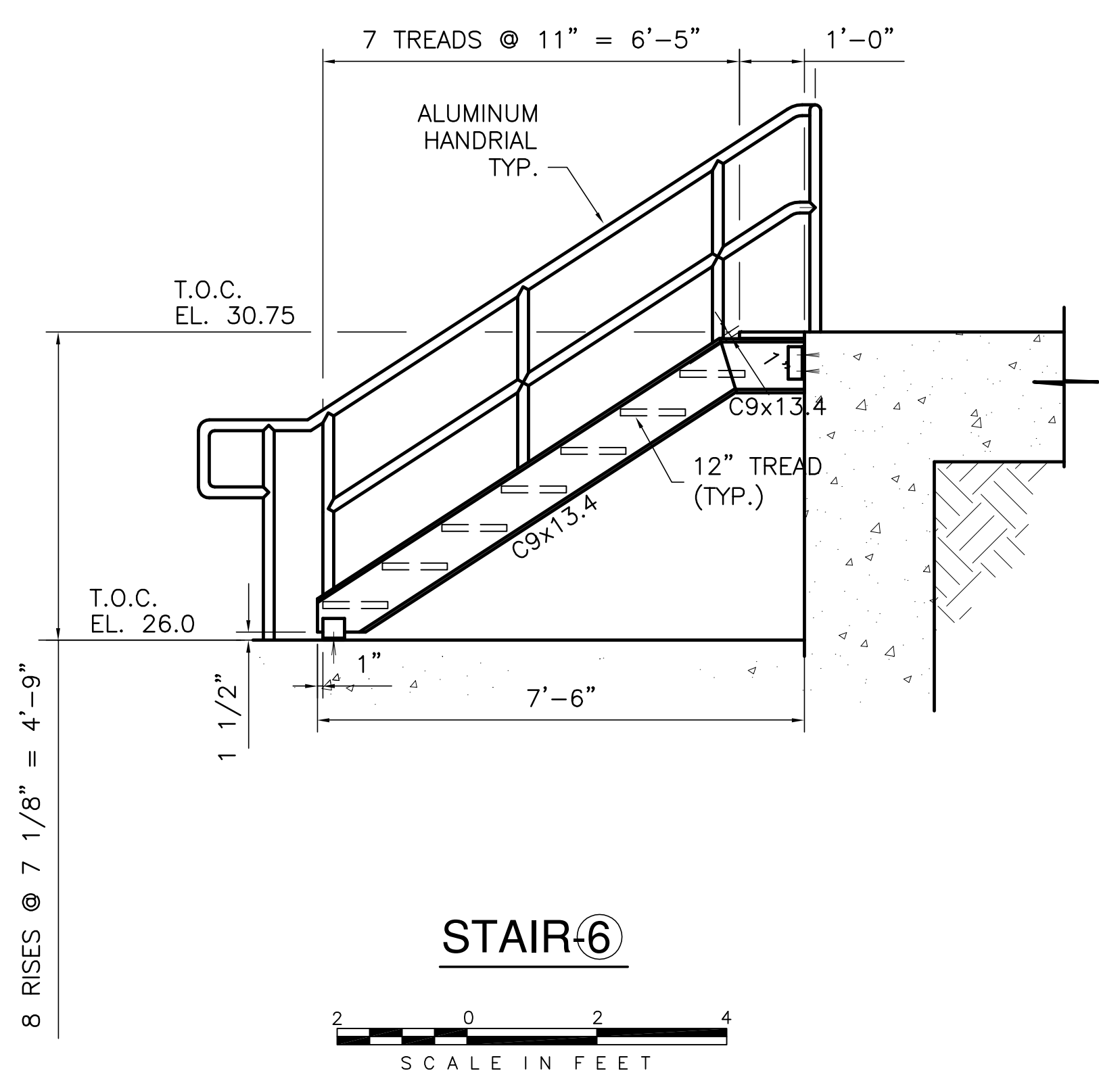
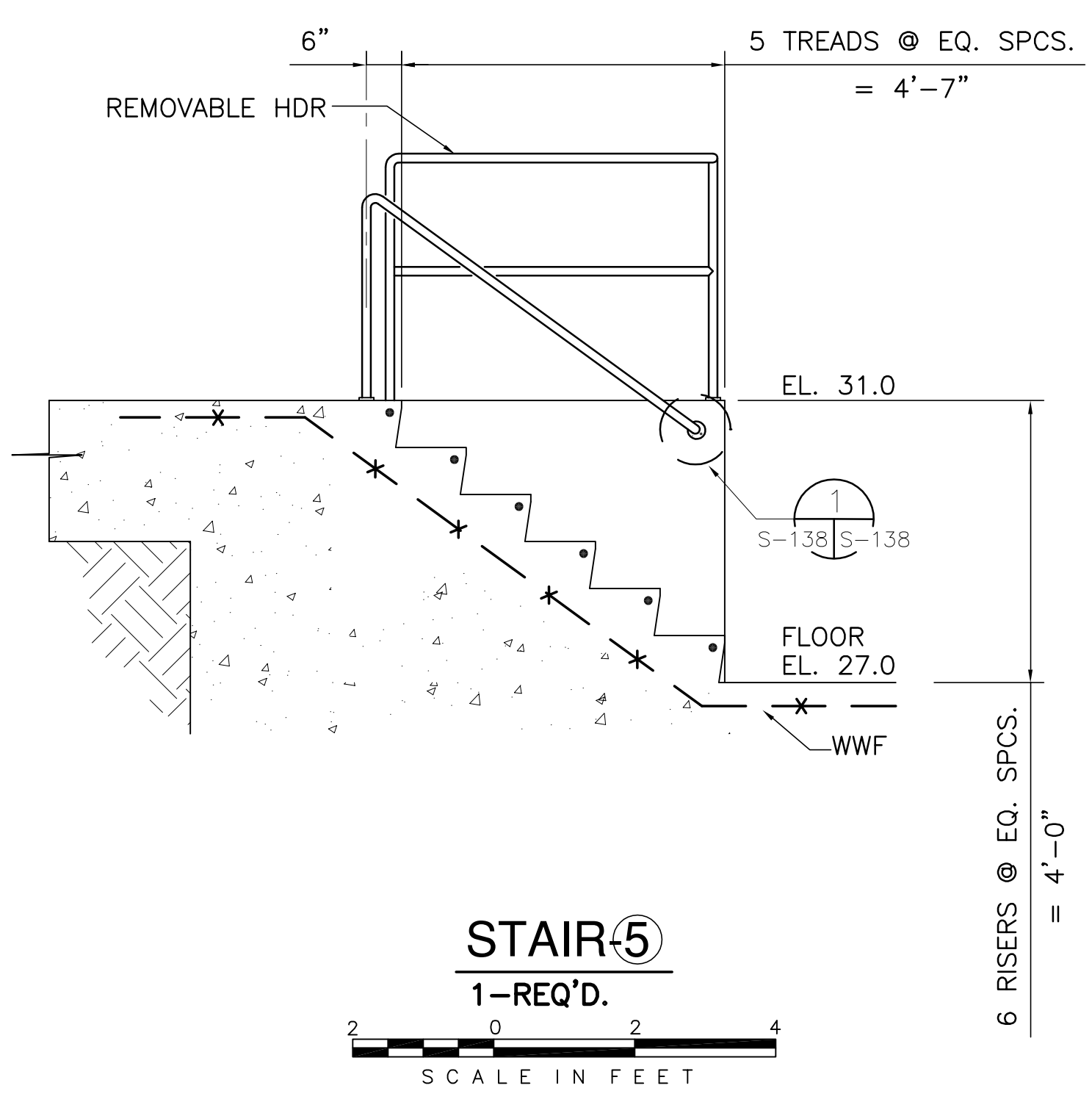
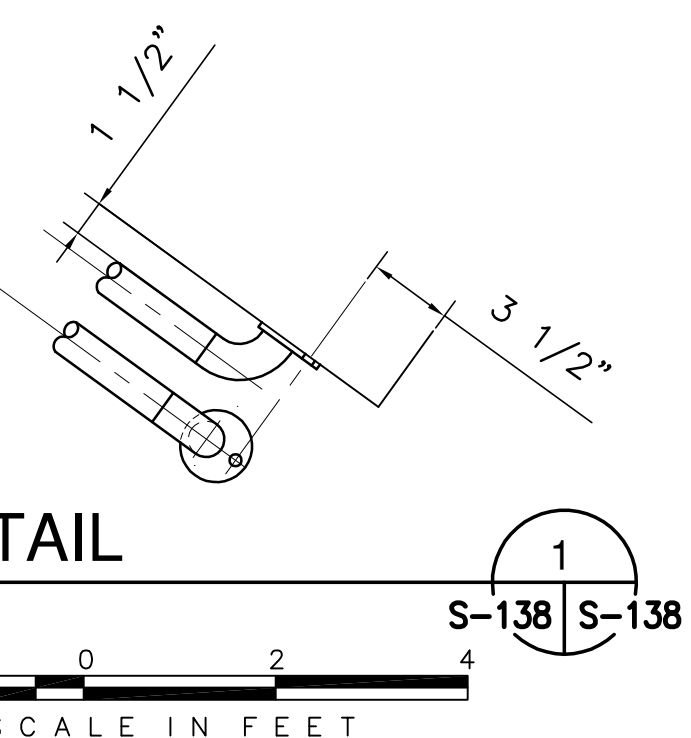
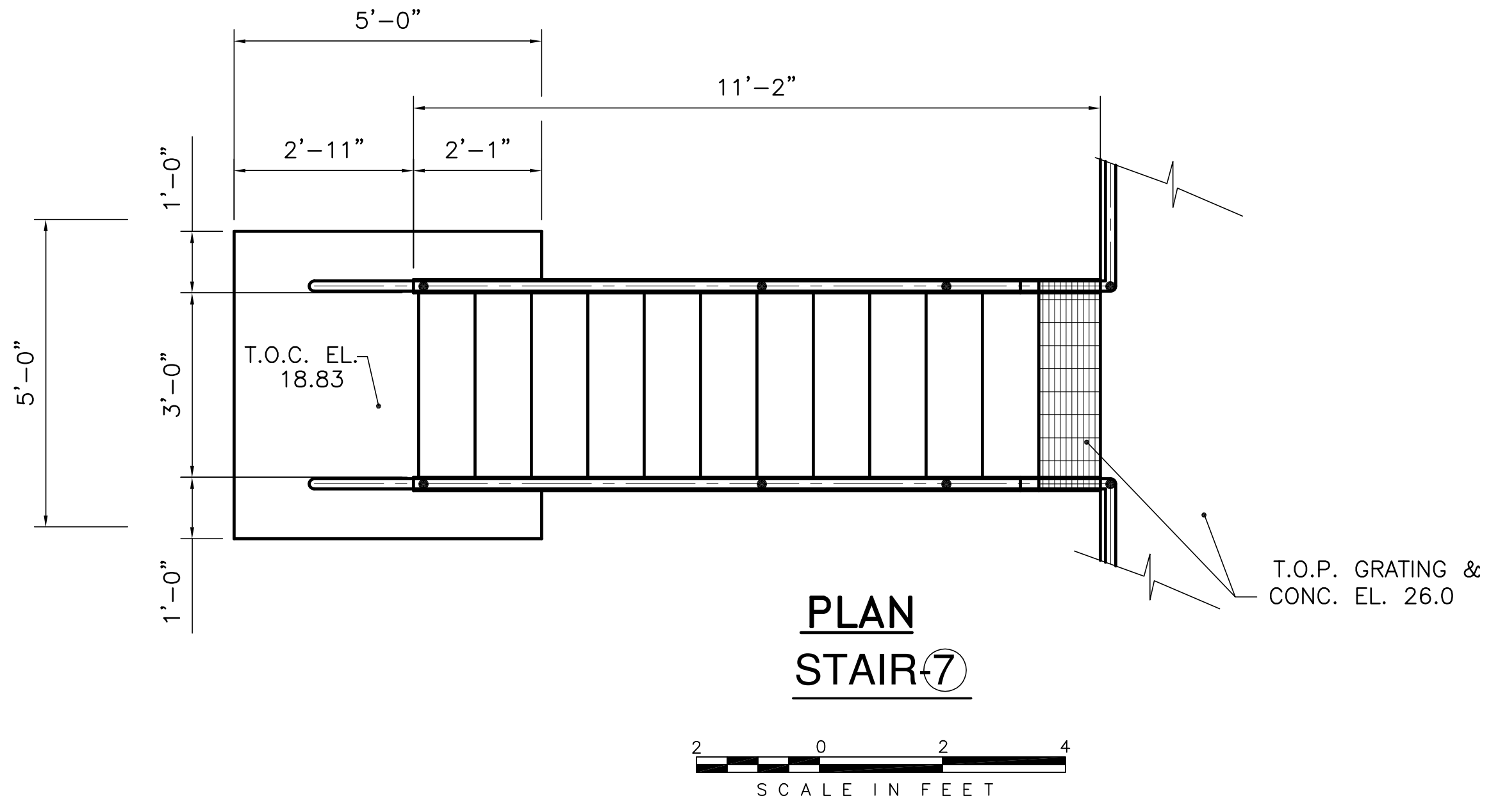
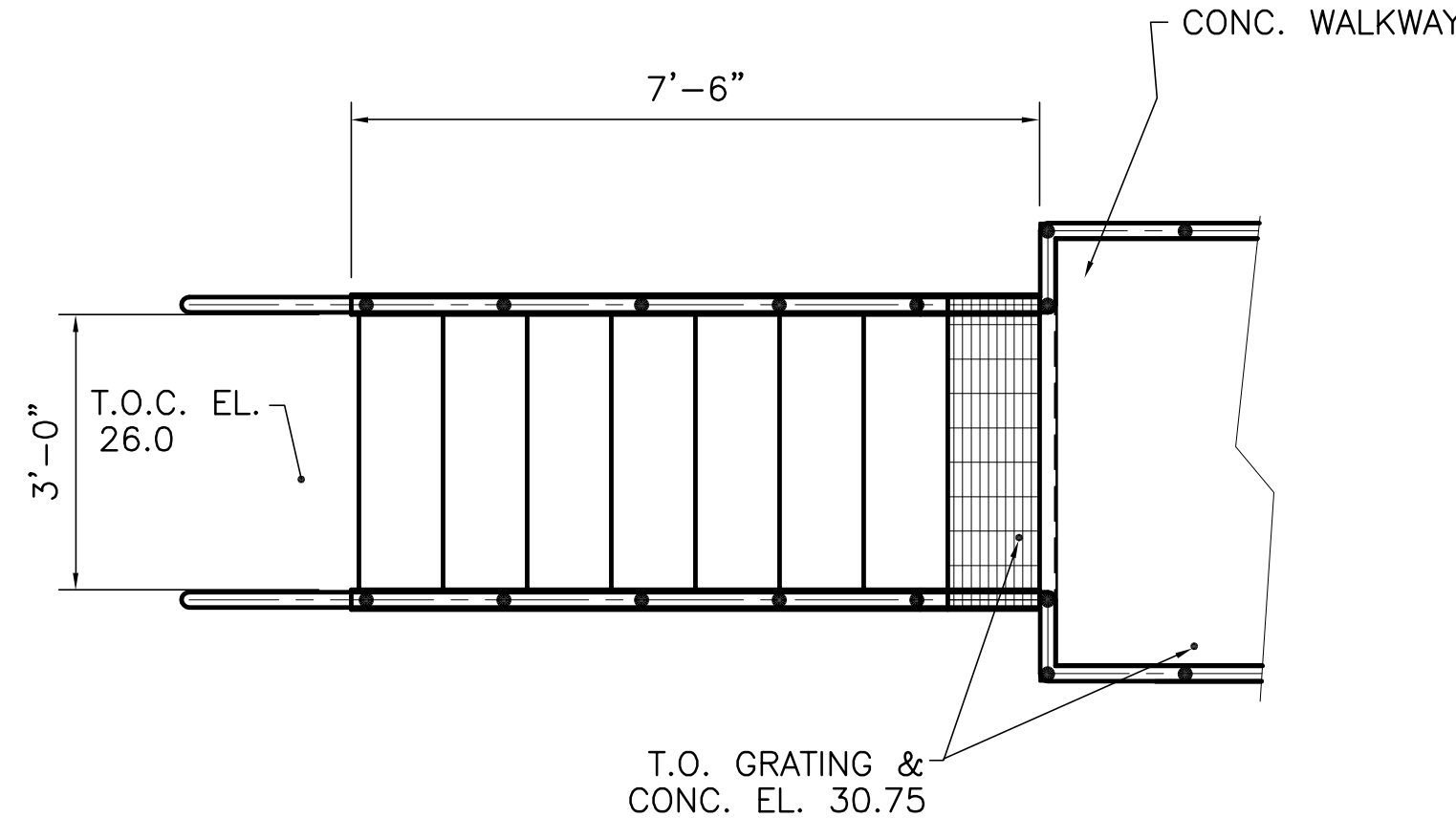
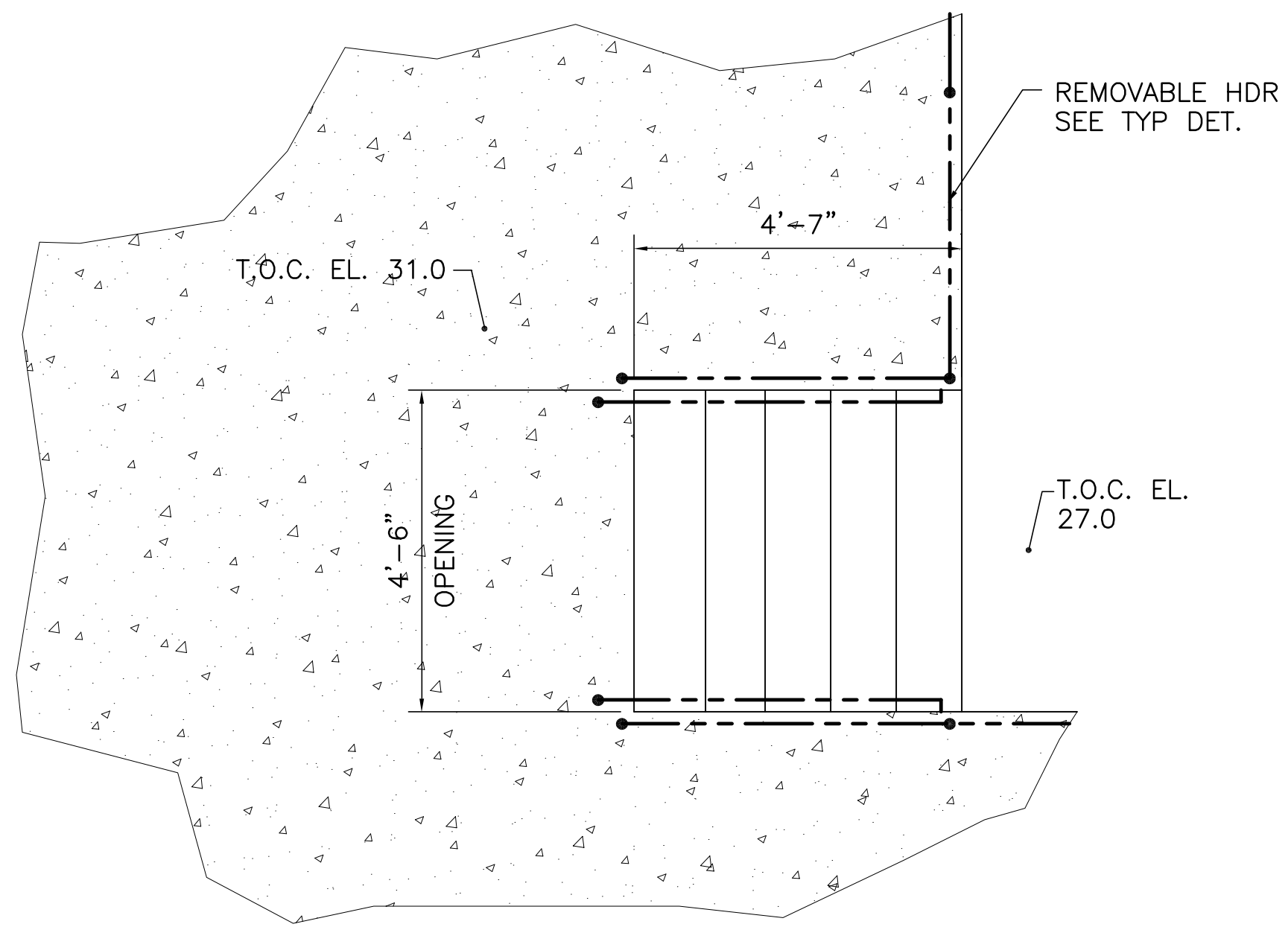
CDK	CDK	CDK	CDK	DATE
CHKO	CHKO	CHKO	CHKO	5/10/2001
DESIGN	DESIGN	DESIGN	DESIGN	
R/G	R/G	R/G	R/G	

NO.	DATE	CHKD	DATE
1			

NO.	DATE	CHKD	DATE
1			

NO.	DATE	CHKD	DATE
1			

"RECORD DRAWINGS"



NOTE: SEE DRAWING S-105 FOR STAIR LOCATIONS.

Rodney J. Gannuch, P.E.
FLA. C.E. REG. NO. 53545

 Brown Cunningham Gannuch ENGINEERS, ARCHITECTS & CONSULTANTS METAFER, LOUISIANA 70006 (504) 454-3866 License No. EB00008095	JCF DRAWN	EJM CHKD	DER DESIGN	R/G R/C	DATE 4/20/2001	NO. DWN	CHKD	DATE	REVISIONS
	EVERGLADES CONSTRUCTION PROJECT STORMWATER TREATMENT AREA NO. 3/4 PUMP STATIONS G-370 & G-372 PUMP STATION G-370 STEEL STAIRS 5, 6, 7 & 8 PLANS & ELEVATIONS								
	SOUTH FLORIDA WATER MANAGEMENT DISTRICT EVERGLADES CONSTRUCTION PROJECT 3301 GUN CLUB ROAD WEST PALM BEACH, FLORIDA 33406								

"RECORD DRAWINGS"

CONTRACT NO. C-E304
DWG. NO. S-138

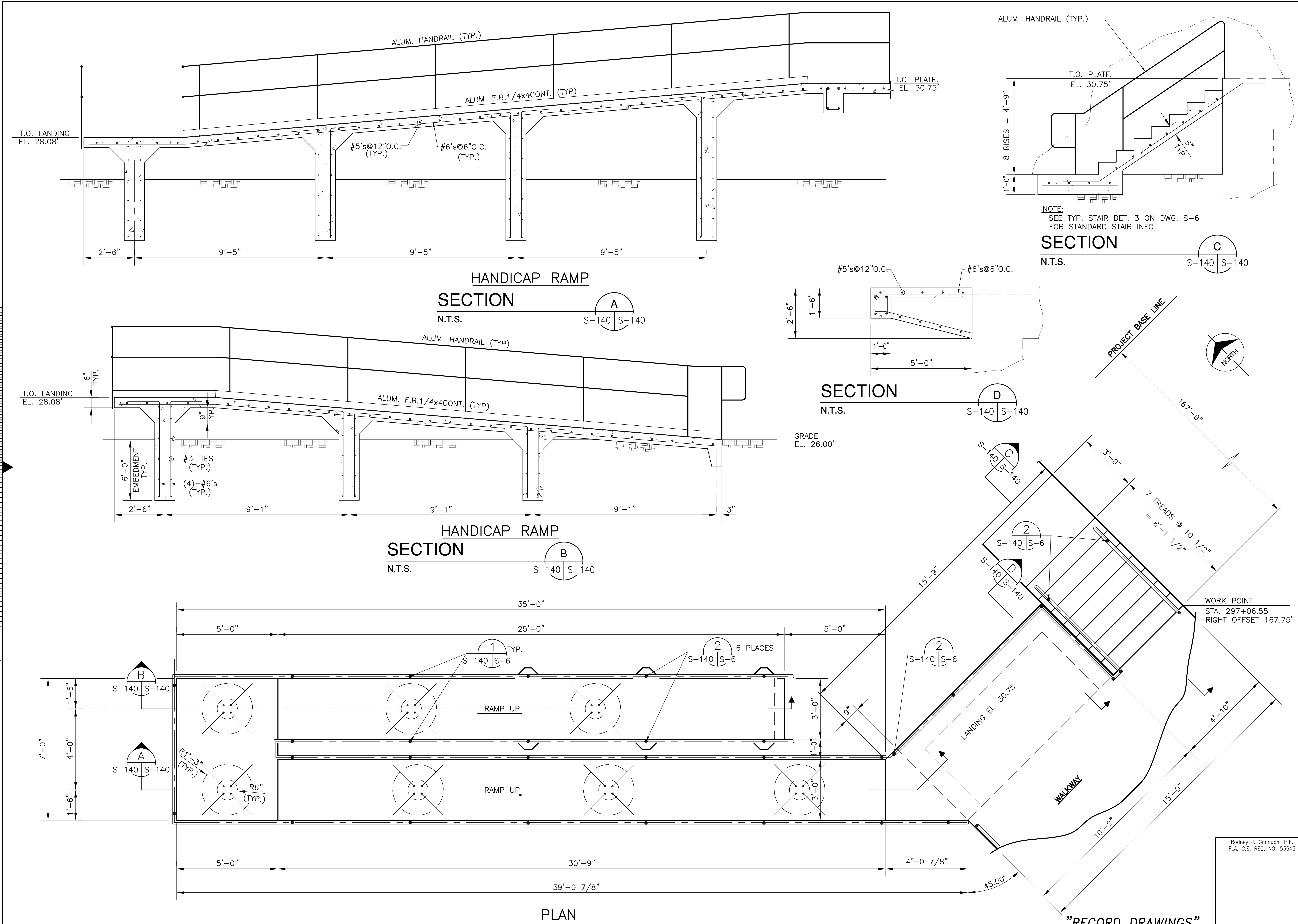
COPYRIGHT ©2001 BY BURNS & MCDONNELL ENGINEERING COMPANY, INC.

Scale For Microfilming



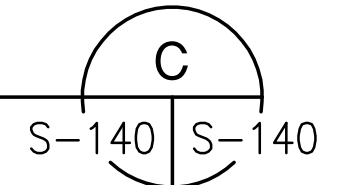
Inches

Millimeters

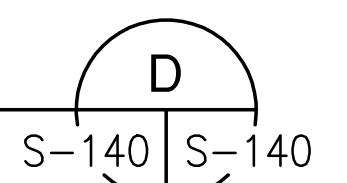


NOTE:
SEE TYP. STAIR DET. 3 ON DWG. S-6
FOR STANDARD STAIR INFO.

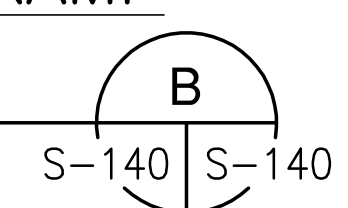
SECTION
N.T.S.



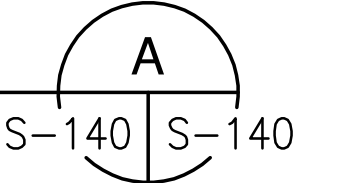
SECTION
N.T.S.



SECTION
N.T.S.



SECTION
N.T.S.



PLAN

"RECORD DRAWINGS"

Scale For Microfilming
Millimeters


Inches

COPYRIGHT ©2001 BY BURNS & MCDONNELL ENGINEERING COMPANY, INC.

<p>Brown Cunningham Gannuch ENGINEERS, ARCHITECTS, CONSULTANTS METairie, LOUISIANA 70006 (504) 454-3866 License No. EB00008095</p>		<p>REVISIONS</p>	
<p>NO. DWG</p>	<p>CHKD</p>	<p>DATE</p>	<p>REVISIONS</p>
<p>5/10/2001</p>	<p>R/G</p>	<p>DESIGN</p>	<p>DER</p>
<p>DATE</p>	<p>CHKD</p>	<p>EJM</p>	<p>JSB</p>
<p>5/10/2001</p>	<p>R/G</p>	<p>DESIGN</p>	<p>DER</p>
<p>DATE</p>	<p>CHKD</p>	<p>EJM</p>	<p>JSB</p>
<p>5/10/2001</p>	<p>R/G</p>	<p>DESIGN</p>	<p>DER</p>
<p>DATE</p>	<p>CHKD</p>	<p>EJM</p>	<p>JSB</p>
<p>5/10/2001</p>	<p>R/G</p>	<p>DESIGN</p>	<p>DER</p>
<p>DATE</p>	<p>CHKD</p>	<p>EJM</p>	<p>JSB</p>
<p>5/10/2001</p>	<p>R/G</p>	<p>DESIGN</p>	<p>DER</p>
<p>DATE</p>	<p>CHKD</p>	<p>EJM</p>	<p>JSB</p>

EVERGLADES CONSTRUCTION PROJECT
STORMWATER TREATMENT AREA NO. 3/4
PUMP STATIONS G-370 & G-372
PUMP STATION G-370
HANDICAP PEDESTRIAN RAMP

SOUTH FLORIDA WATER MANAGEMENT DISTRICT
EVERGLADES CONSTRUCTION PROJECT
3301 GUN CLUB ROAD
WEST PALM BEACH, FLORIDA 33406



CONTRACT NO. C-E304
DWG. NO. S-140


Rodney J. Gannuch, P.E.
FLA. C.E. REG. NO. 53545



Scale For Microfitting
Inches
Millimeters

COPYRIGHT ©2001 BY BURNS & MCDONNELL ENGINEERING COMPANY, INC.

Rodney J. Gannuch, P.E.
FLA. C.E. REG. NO. 53545



**SOUTH FLORIDA
WATER MANAGEMENT DISTRICT**
EVERGLADES CONSTRUCTION PROJECT
3301 GUN CLUB ROAD
WEST PALM BEACH, FLORIDA 33406

**EVERGLADES CONSTRUCTION PROJECT
STORMWATER TREATMENT AREA NO. 374
PUMP STATIONS G-370 & G-372**
PUMP STATION G-372
3-D VIEW

Blitts & McDonnell
SINCE 1888
9400 WARD PARKWAY
KANSAS CITY, MO. 64114
Certification: EB0000253
BMC 24930

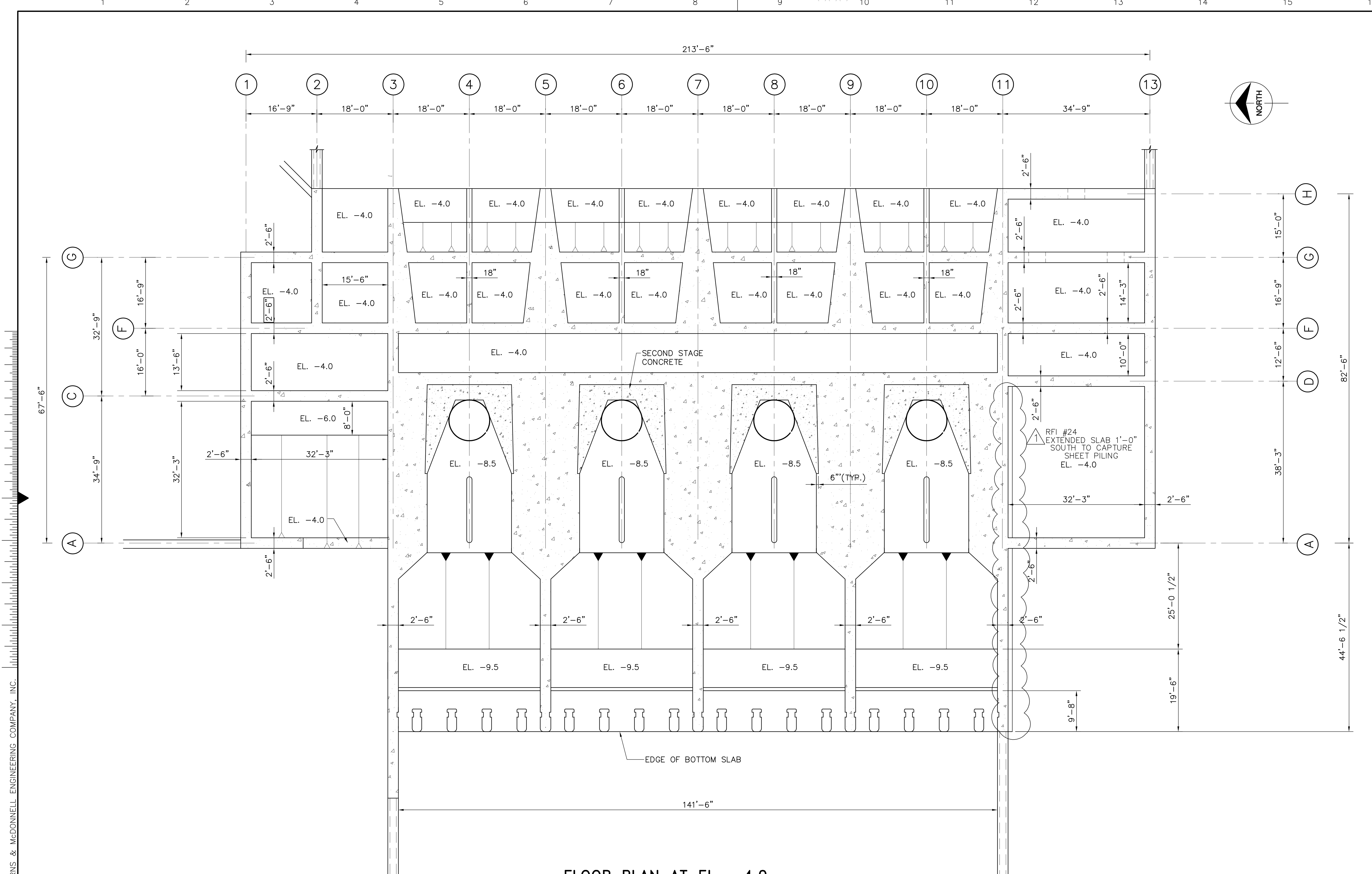
Brown Cunningham Gannuch
ENGINEERS ARCHITECTS CONSULTANTS
2701 KUCIANA ST
METairie, LOUISIANA 70006
(504) 454-3866
License No. EB00008095

DRAWN CHKD DESIGN CHKD DATE
PB EJM DER RUG
5/10/2001

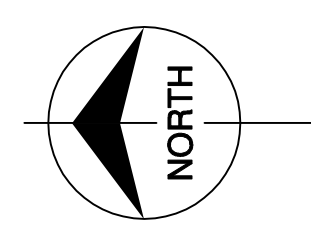
NO.	DWN	CHKD	DATE	REVISIONS

CONTRACT NO.
C-E304
DWG. NO.
SV-2

"RECORD DRAWINGS"




FLOOR PLAN AT EL. -4.0



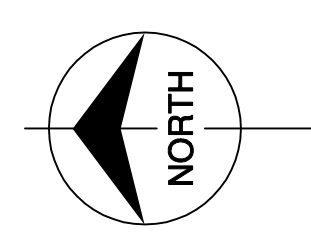
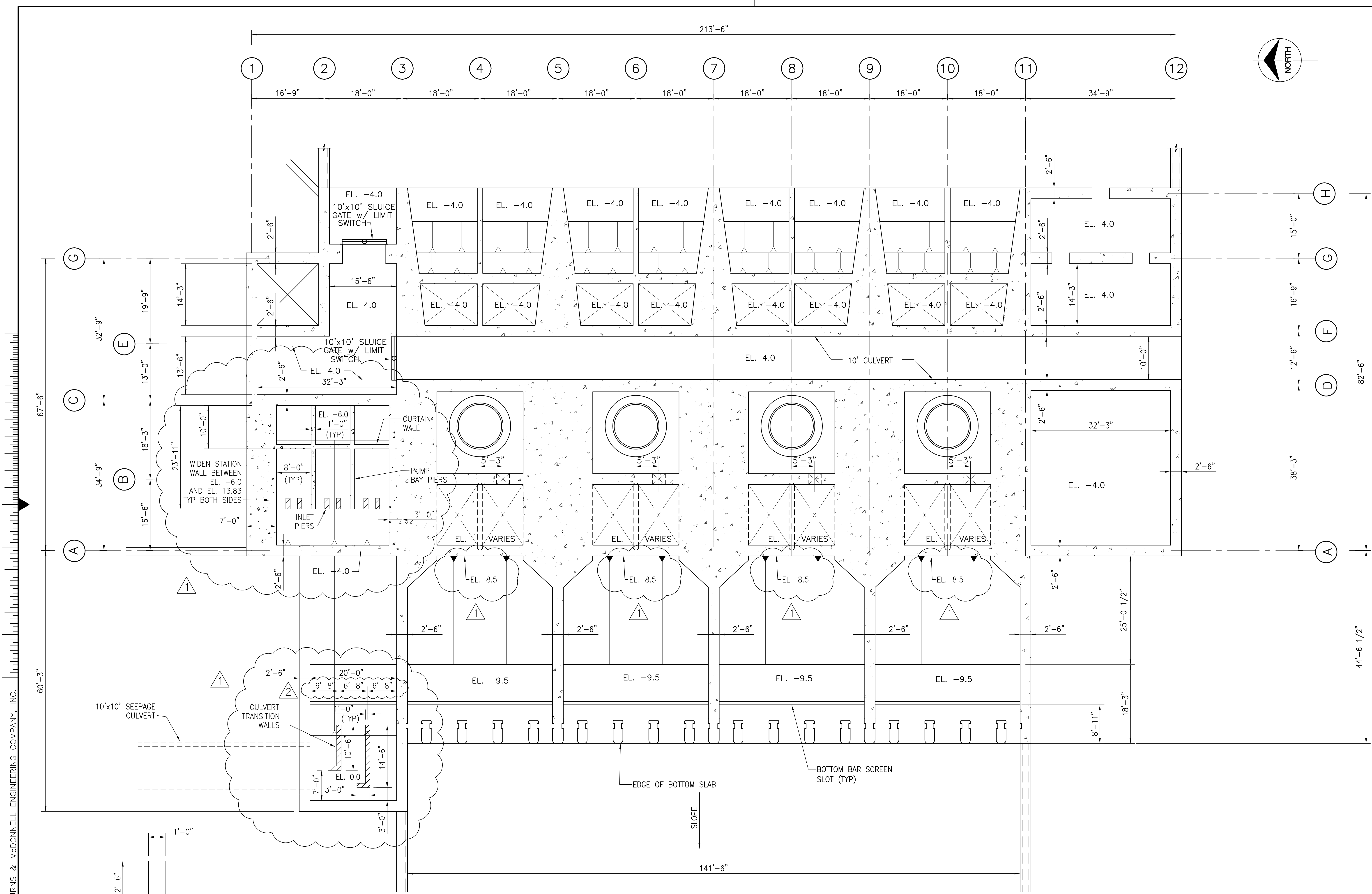
Scale For Microfilming
 Inches
 Millimeters

COPYRIGHT ©2001 BY BURNS & MCDONNELL ENGINEERING COMPANY, INC.

 Burns & McDonnell <small>SINCE 1888</small>	Brown Cunningham Gannuch <small>ARCHITECTS & CONSULTANTS</small> <small>ENGINEERS</small> <small>NEW ORLEANS, LOUISIANA 70006</small> <small>(504) 454-3866</small> <small>License No. EB00008095</small>	EVERGLADES CONSTRUCTION PROJECT STORMWATER TREATMENT AREA NO. 3/4 PUMP STATIONS G-370 & G-372 PUMP STATION G-372 PLAN @ EL. -4.0	SOUTH FLORIDA WATER MANAGEMENT DISTRICT <small>EVERGLADES CONSTRUCTION PROJECT</small> <small>3301 GUN CLUB ROAD</small> <small>WEST PALM BEACH, FLORIDA 33406</small>	<small>CONTRACT NO.</small> C-E304 <small>DWG. NO.</small> S-200	<small>REVISIONS</small> <table border="1" style="width: 100%; border-collapse: collapse;"> <tr> <th>NO.</th> <th>DATE</th> <th>CHKD</th> <th>DATE</th> </tr> <tr> <td> </td> <td> </td> <td> </td> <td> </td> </tr> </table>	NO.	DATE	CHKD	DATE				
NO.	DATE	CHKD	DATE										
<small>DRAWN</small> <small>CHKD</small> <small>DESIGN</small> <small>CHKD</small> <small>DATE</small>	<small>JSB</small> <small>EJM</small> <small>DER</small> <small>R/G</small> <small>5/10/2001</small>	<small>R/G</small> <small>7-15-04</small> <small>REVISED PER RFI #24</small>	<small>NO.</small> <small>DWN</small> <small>CHKD</small>	<small>DATE</small>	<small>REVISIONS</small>								

"RECORD DRAWINGS"

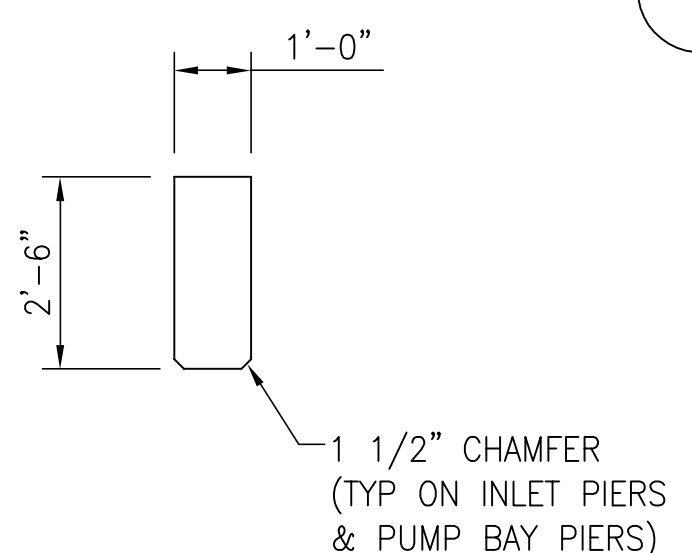
Rodney J. Gannuch, P.E.
 FLA. C.E. REG. NO. 53545



FLOOR PLAN AT EL. 6.0



TYPICAL INLET PIER



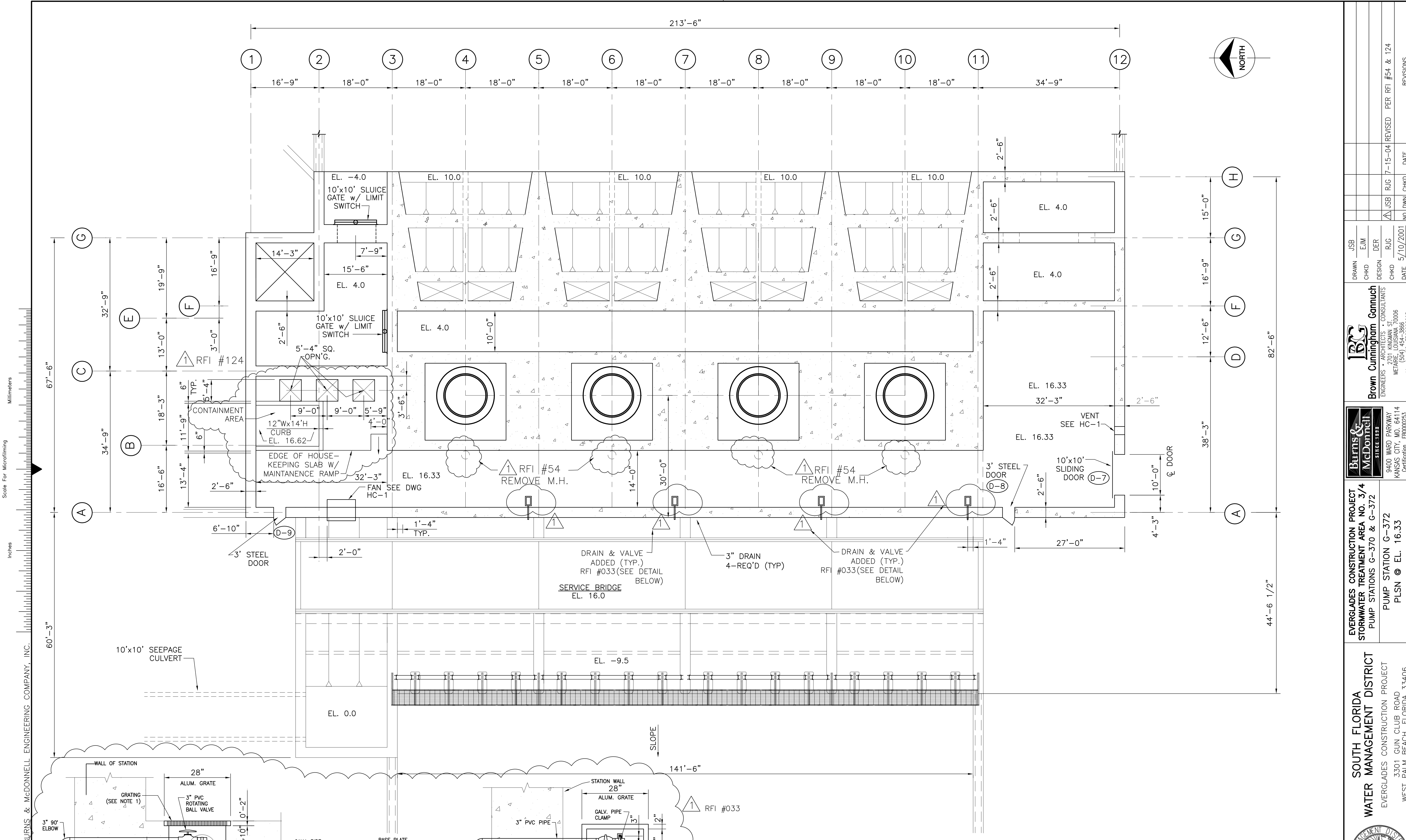
<p>Brown Cunningham Gannuch ENGINEERS, ARCHITECTS, CONSULTANTS METairie, LOUISIANA 70006 (504) 454-3866 License No. EB00008095</p>		DRAWN: JSB CHKD: EJM DESIGN: DER R/G: R/G CHKD: CHKD DATE: 5/10/2001	RUG 7-15-04 REVISED DIMENSIONS PER RFP#6 DER 6-01-01 REVISED SEEPAGE PER ADDENDUM NO.1 NO. DWN: CHKO DATE:
<p>Burns & McDonnell SINCE 1838 9400 WARD PARKWAY KANSAS CITY, MO 64114 Certification: EB0000253 BUD: 24930</p>		EVERGLADES CONSTRUCTION PROJECT STORMWATER TREATMENT AREA NO. 3/4 PUMP STATIONS G-370 & G-372 PLAN @ 6.0	
SOUTH FLORIDA WATER MANAGEMENT DISTRICT EVERGLADES CONSTRUCTION PROJECT 3301 GUN CLUB ROAD WEST PALM BEACH, FLORIDA 33406		CONTRACT NO. C-E304 DWG. NO. S-201	

Rodney J. Gannuch, P.E.
FLA. C.E. REG. NO. 53545

"RECORD DRAWINGS"

COPYRIGHT ©2001 BY BURNS & McDONNELL ENGINEERING COMPANY, INC.

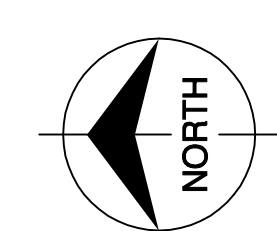
Scale For Microfilming
Inches
Millimeters



Scale For Microfilming
Millimeters

Inches

COPYRIGHT ©2001 BY BURNS & McDONNELL ENGINEERING COMPANY, INC.



FLOOR PLAN AT EL. 16.33



TYP. SECTION THRU GALLERY FLOOR DRAIN

PLAN-GALLERY FLOOR DRAIN REPLACE IN LIEU OF DRAINS SHOWN ON DWGS S-102 AND S-202

- NOTES:
1. GRATE-ALUMINUM 6063 ALLOY SWAGE LOCK TYPE WITH RECTANGULAR BEARING BARS @ 2" DEEP BY 3/16" THICK, SPACED 1 3/16" ON CENTER WITH CROSS BARS SPACED @ 2" ON CENTER, TYPE-FS AS MADE BY IKG BORDEN OR EQUAL.
 2. FRAMING FOR GRATING SHALL BE ALUMINUM ALLOY 6063-T6 AS MADE BY IKG BORDEN OR EQUAL, TYPE FRAME A-200

<p>Burns & McDonnell SINCE 1888 ENGINEERS, ARCHITECTS, CONSULTANTS 9400 WARD PARKWAY KANSAS CITY, MO. 64114 Certification: ER0000253 License No. EB00008095</p>		<p>EVERGLADES CONSTRUCTION PROJECT STORMWATER TREATMENT AREA NO. 3/4 PUMP STATIONS G-370 & G-372 PUMP STATION G-372 PLSN @ EL. 16.33</p>	<p>SOUTH FLORIDA WATER MANAGEMENT DISTRICT EVERGLADES CONSTRUCTION PROJECT 3301 GUN CLUB ROAD WEST PALM BEACH, FLORIDA 33406</p>
<p>DRAWN: JSB CHKD: EJM DESIGN: DER R/G: R/G</p>	<p>DATE: 5/10/2001 NO. DWN: CHKO</p>	<p>REVISIONS</p>	<p>CONTRACT NO. C-E304 DWG. NO. S-202</p>

"RECORD DRAWINGS"

Rodney J. Gannuch, P.E.
FLA. C.E. REG. NO. 53545